



SPECIAL RELEASE

Corn Production in the Ilocos Region Increases in 1st Quarter 2022

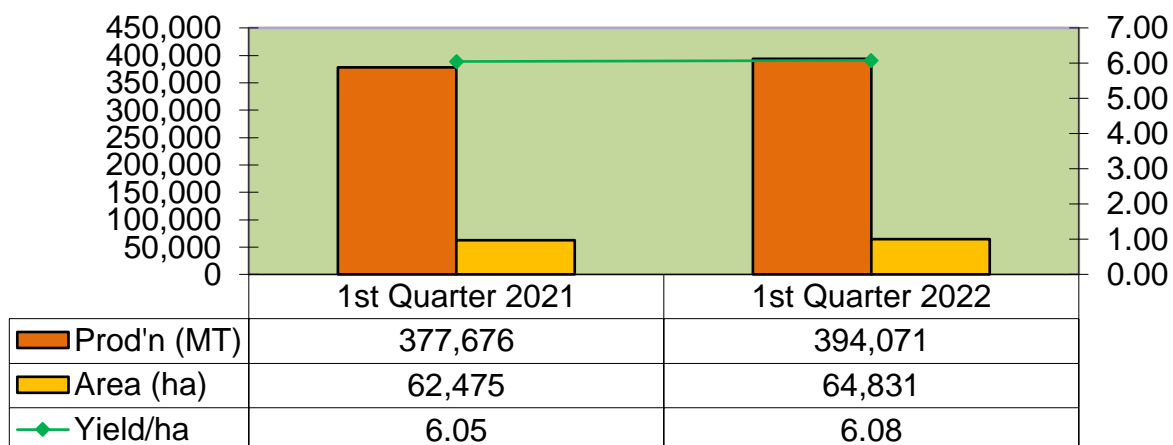
Date of Release: 17 August 2022

Reference No. 2022-041

The corn production in the Ilocos Region in 1st quarter 2022 increased by 4.34 percent. From the output of 377,676 metric tons in the same period of 2021, it went up to 394,071 metric tons in 1st quarter 2022. The harvest area expanded from 62,475 hectares to 64,831 hectares. The yield per hectare also increased from 6.05 metric tons to 6.08 metric tons.

The provinces of Ilocos Sur, La Union, and Pangasinan recorded positive growth in corn output, while Ilocos Norte experienced contraction.

**Figure 1. Corn Estimates, Ilocos Region
 1st Quarter 2021 and 1st Quarter 2022**

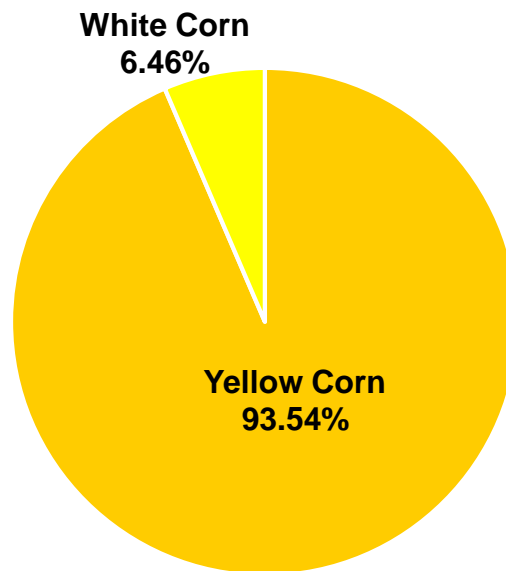


Source: Corn Production Survey, PSA



About 93.54 percent of the total corn production of the Ilocos Region in 1st quarter 2022 were yellow corn and the rest were white corn. In terms of the area harvested, yellow corn comprised 90.38 percent while 9.62 percent were white corn.

Figure 2. Percentage Distribution of Volume of Corn Production by Type, Ilocos Region: 1st Quarter 2022



Source: Corn Production Survey, PSA

The highest corn harvest in 1st quarter 2022 came from Pangasinan with 65.51 percent share in the total corn production in Ilocos Region. During the period, the province recorded 258,147 metric tons volume of corn production. This is higher by 3.41 percent from the 249,628 metric tons output in the same period in 2021. The harvest area was at 41,397 hectares, of which, 97.61 percent were yellow corn. On the other hand, the yield per hectare went up from 6.17 metric tons to 6.24 metric tons during the period.

Ilocos Sur ranked second among the four provinces of the region in terms of volume of corn production in 1st quarter 2022. The province registered a production of 64,667 metric tons, higher by 12.54 percent from the output in 1st quarter 2021 of 57,459 metric tons. The harvest area increased from 9,527 hectares to 10,909 hectares. The yield per hectare, however, went down from 6.03 metric tons to 5.93 metric tons. Yellow corn dominated the corn areas of the province sharing 90.66 percent.



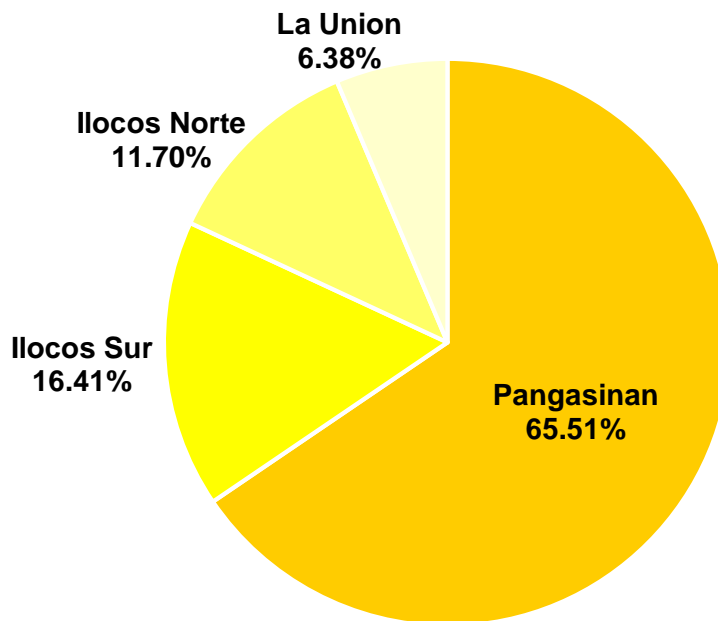
Management System
ISO 9001:2015



www.tuv.com
ID: 9108640991

Parammata Bldg. C, Diversion Road, Sitio 5, Brgy. Biday, City of San Fernando, La Union
Telefax: 607-0247/ 888-2582
www.rss01.psa.gov.ph

Figure 3. Percentage Distribution of Volume of Corn Production by Province, Ilocos Region: 1st Quarter 2022



Source: Corn Production Survey, PSA

The volume of corn production in Ilocos Norte decreased in 1st quarter 2022. The output was posted at 46,121 metric tons, or 2.12 percent lower than the record in 1st quarter 2021 of 47,119 metric tons. The harvest area also went down from 8,416 hectares to 8,217 hectares. Yellow corn comprised 79.62 percent of the total corn area harvested in the province, while the remaining were white corn. Meanwhile, the yield per hectare slightly increased from 5.60 metric tons to 5.61 metric tons. The province ranked third in terms of volume of corn production in 1st quarter 2022 with 11.70 percent share.

The province of La Union produced 25,136 metric tons of corn during the 1st quarter 2022. This is 7.10 percent higher than the output in the previous year of the same period. Yellow corn comprised 84.74 percent of the total corn area in the province. The harvest area increased to 4,308 hectares from the 4,082 hectares in 1st quarter 2021. Likewise, the yield per hectare increased from 5.75 metric tons to 5.83 metric tons.



Management System
ISO 9001:2015



www.tuv.com
ID: 9108640991

Parammata Bldg. C, Diversion Road, Sitio 5, Brgy. Biday, City of San Fernando, La Union
Telefax: 607-0247/ 888-2582
www.rss01.psa.gov.ph

**Table 1. Corn Production Estimates by Province
Ilocos Region: 1st Quarter 2021 and 1st Quarter 2022**

ITEM	1st Quarter		Growth Rate (%)
	2021	2022	
PRODUCTION (MT)	377,676	394,071	4.34
Ilocos Norte	47,119	46,121	(2.12)
Ilocos Sur	57,459	64,667	12.54
La Union	23,470	25,136	7.10
Pangasinan	249,628	258,147	3.41
AREA HARVESTED (Ha)	62,475	64,831	3.77
Ilocos Norte	8,416	8,217	(2.36)
Ilocos Sur	9,527	10,909	14.51
La Union	4,082	4,308	5.54
Pangasinan	40,450	41,397	2.34
YIELD/HECTARE	6.05	6.08	0.55
Ilocos Norte	5.60	5.61	0.25
Ilocos Sur	6.03	5.93	(1.71)
La Union	5.75	5.83	1.48
Pangasinan	6.17	6.24	1.05

Note: Details may not add up to total due to rounding

Source: Corn Production Survey, PSA



Management System
ISO 9001:2015



www.tuv.com
ID: 9108640991

Parammata Bldg. C, Diversion Road, Sitio 5, Brgy. Biday, City of San Fernando, La Union
Telefax: 607-0247/ 888-2582
www.rso01.psa.gov.ph

TECHNICAL NOTES

The Corn Production Survey (CPS) is a quarterly survey of the Philippine Statistics Authority conducted simultaneously with the Palay Production Survey (PPS). The survey generates estimates on corn production, area and yield and other production-related data that serve as inputs for policymaking and programs on corn. The CPS covers sample-farming households in sample barangays in all provinces. It is conducted with the following quarters as the reference periods:

SURVEY ROUND/S	PERIOD COVERED
April Round Survey	January to March
July Round Survey	April to June
October Round Survey	July to September
January Round Survey	October to December


ATTY. SHEILA O. DE GUZMAN
Regional Director


JYY/TBO/KUAG



Management
System
ISO 9001:2015



www.tuv.com
ID: 9108640991

Parammata Bldg. C, Diversion Road, Sitio 5, Brgy. Biday, City of San Fernando, La Union
Telefax: 607-0247/ 888-2582
www.rss01.psa.gov.ph