



# SPECIAL RELEASE

## Marriage Statistics Report Ilocos Region: 2<sup>nd</sup> Quarter 2020

Date of Release: 18 September 2020  
Reference No.: 2020-39

*Data on marriages presented in this release were obtained from the Certificates of Marriage (Municipal Form 97) that were registered at the Office of the City/Municipal Civil Registrars and forwarded to the Philippine Statistics Authority - Provincial Statistical Offices in Ilocos Region. Information included marriages registered from April to June 2019 and from April to June 2020.*

### Marriage ceremonies decrease by 87 percent

- There were 1,095 registered marriages during the second quarter of 2020, showing a decrease of 87 percent from the 2<sup>nd</sup> quarter of 2019.
- All provinces in the region decreased in the number of registered marriages from second quarter of 2019 to second quarter of 2020.
- La Union had the biggest decrease in the number of registered marriages (90 percent) followed by Pangasinan at 88 percent. Ilocos Norte and Ilocos Sur both decreased by 85 percent.
- Pangasinan had the most number of registered marriages for the 2<sup>nd</sup> quarter of 2020 that is translated to a 54 percentage share to the region.
- The rest of provinces in the region registered less than two hundred marriages for the 2<sup>nd</sup> quarter of 2020.


**Figure 1. Number of Registered Marriages by Province  
Ilocos Region: 2<sup>nd</sup> Quarter 2019 and 2<sup>nd</sup> Quarter 2020**

Ilocos Region	Pangasinan	La Union	Ilocos Sur	Ilocos Norte
•2019 : 8,740 •2020 : 1,095	•2019 : 4,822 •2020 : 587	•2019 : 1,558 •2020 : 155	•2019 : 1,323 •2020 : 199	•2019 : 1,037 •2020 : 154

### Daily average number of registered marriages down to twelve

- The daily average number of registered marriages decreased from 2<sup>nd</sup> quarter of 2019 to 2<sup>nd</sup> quarter of 2020 by 87 percent. It was noted that in 2019, the daily average number of registered marriages was at 96. This 2020, the average was at two registered marriages per day.
- In April 2020, the daily average number of registered marriages decreased by 98 percent from April 2019.
- The daily average number of registered marriages in May 2020 dropped to seven that is translated to 94 percent from 2019 to 2020.

**Figure 2. Daily Average Number of Registered Marriages by Month Ilocos Region: 2<sup>nd</sup> Quarter 2019 and 2<sup>nd</sup> Quarter 2020**

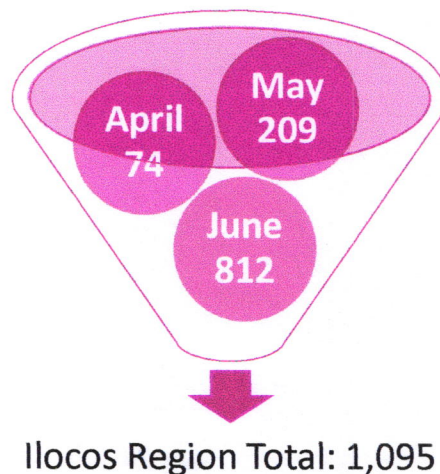


Source: Preliminary results from the Decentralized Vital Statistics System

### Marriages highest in June this quarter

- In the second quarter of 2020, there were 1,095 registered marriages. Most registered marriages were in June (812 marriages).
- In May, there were 209 registered marriages while in April, there were 74 registered marriages.

**Figure 3. Number of Registered Marriages, Ilocos Region: 2<sup>nd</sup> Quarter 2020**



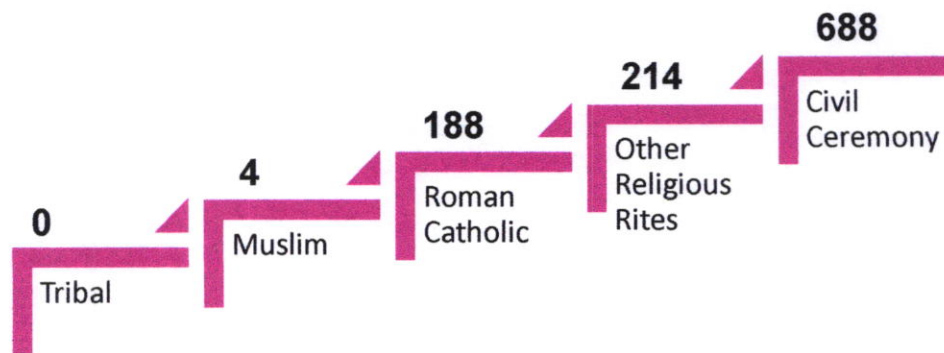
Source: Preliminary results from the Decentralized Vital Statistics System



### Civil rites highest in the second quarter of 2020

- There were 688 registered marriages through Civil rites for the first quarter of 2020. The highest number of registered marriages among other types of ceremony.
- Other religious rites followed at 214 registered marriages.
- Four Muslim marriages were registered during the quarter.

**Figure 4. Number of Registered Marriages by Type of Ceremony  
Ilocos Region: 2<sup>nd</sup> Quarter 2020**



Source: Preliminary results from the Decentralized Vital Statistics System


### Teenage brides reached more than thirty this quarter

- There were 37 teenage brides that were registered this second quarter of 2020.
- The median age of brides based from the registered marriages this first quarter was at 28 years old. This means that half the number of brides was younger than 28 years old and half was older than 28 years old.
- The grooms had a median age of 27 years old.
- Most brides belong in the age group 25 to 29 that is 41 percent of the total number.
- The highest number of grooms was also from the age group 25 to 29 that is 43 percent of the total number.

**Table 1. Number and Percentage Distribution of Registered Marriages by Age Group of Bride and Groom, Ilocos Region: 2<sup>nd</sup> Quarter 2020**

Age Group	Bride		Groom	
	Number	Percent	Number	Percent
<b>Ilocos Region</b>	1,095	100	1,095	100
<b>Under 20</b>	37	3	17	2
<b>20-24</b>	290	26	186	17
<b>25-29</b>	448	41	469	43
<b>30-34</b>	183	17	238	22
<b>35-39</b>	69	6	92	8
<b>40-44</b>	29	3	39	4
<b>45-49</b>	16	1	18	2
<b>50 and over</b>	23	2	36	3

Source: Philippine Statistics Authority

  
**ATTY. SHEILA O. DE GUZMAN**  
 Officer-in-Charge, RSSO I

---

**TECHNICAL NOTES**

---

**Vital statistics** are derived from information obtained at the time when the occurrences of vital events and their characteristics are inscribed in a civil register.

**Marriage** is a special contract of permanent union between a man and a woman entered into in accordance with law for the establishment of conjugal and family life. It is the foundation of the family, a social institution that is governed by law and not subject to stipulation..

