



Republic of the Philippines

Philippine Statistics Authority

LA UNION PROVINCIAL STATISTICAL OFFICE

SPECIAL RELEASE

Construction Statistics from Approved Building Permits La Union: 4th Quarter 2022 (Preliminary Result)

Date of Release: 31 January 2023

Reference No. 2023-02

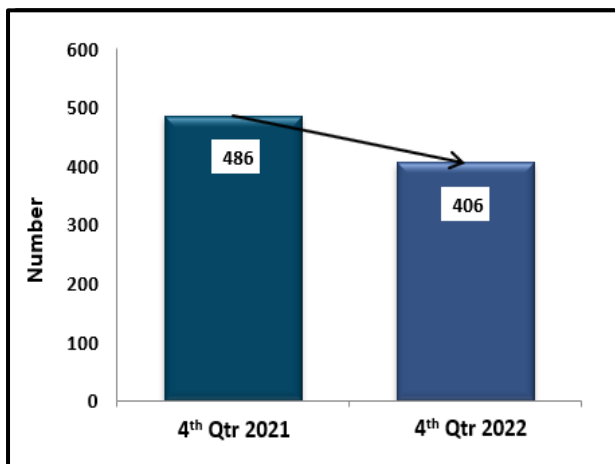


FIGURE 1. Number of Construction Projects in La Union 4th Quarter, 2021 and 2022

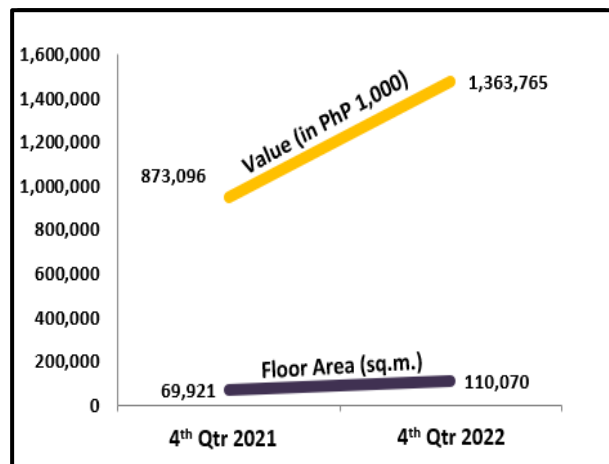


FIGURE 2. Floor Area and Value of Construction Projects in La Union 4th Quarter, 2021 and 2022

The total number of new construction projects from approved building permits in 4th quarter 2022 was recorded at 406, reflecting a decrease of 16.46 percent from 486 constructions in same quarter last year.

The total floor area occupied for the new construction projects increased by 57.42 percent from 69,921 square meters in 4th quarter 2021 to 110,070 square meters in 4th quarter 2022. Moreover, the value of new construction projects was recorded at PhP1,363.77 million in 4th quarter 2022, posting an increase of 56.20 percent from PhP873.10 million in the same quarter a year ago.

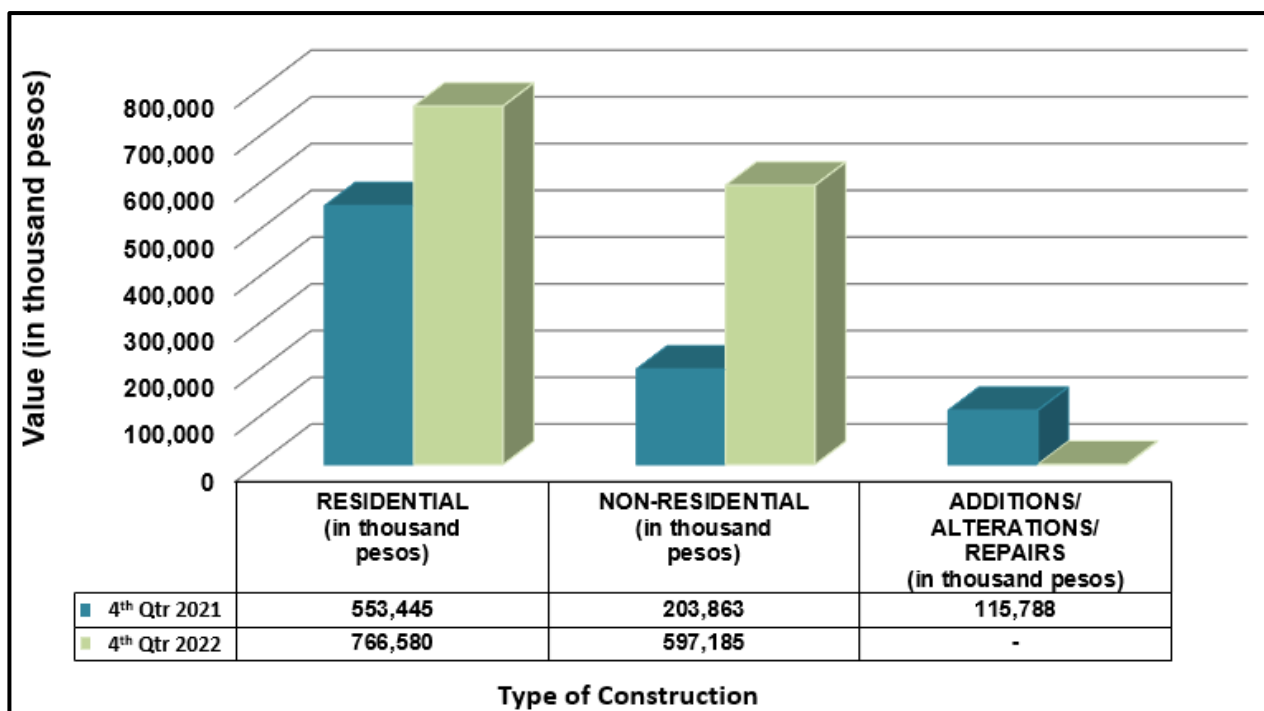


FIGURE 3. Value of Building Constructions by Type of Construction 4th Quarter, 2021 and 2022

By type of construction, residential buildings accounted the highest share (56.21%) in terms of value in 4th quarter 2022. The cost of constructing residential buildings increased by 38.51 percent with an estimated value of PhP766.58 million from PhP553.45 million in 4th quarter of last year.

Meanwhile, the value of constructing non-residential buildings increased by 192.93 percent in 4th quarter 2022 amounting to PhP597.19 million from PhP203.86 million in same quarter a year ago.

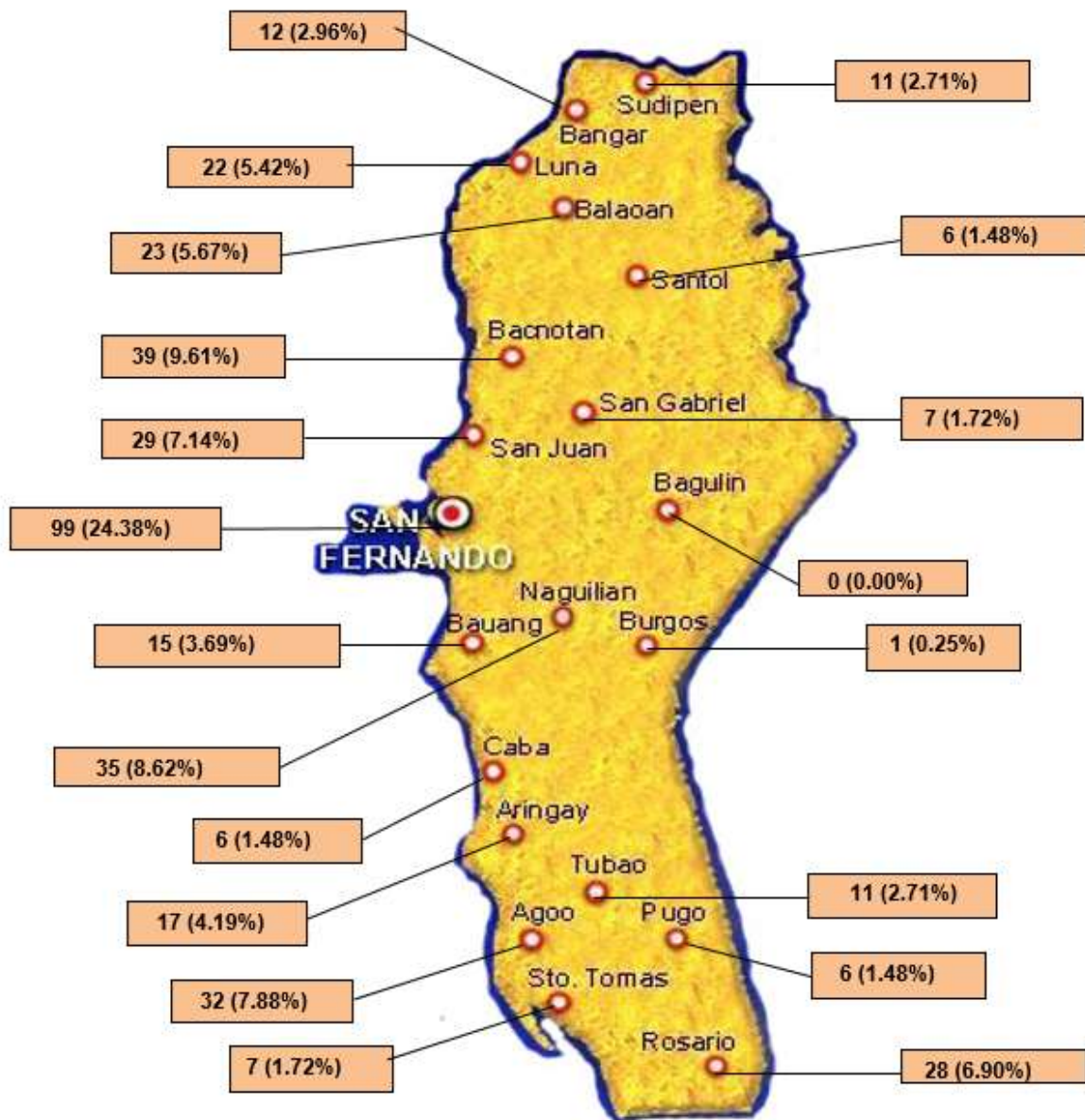


FIGURE 4. Percent Distribution of New Construction Projects by City/Municipality, La Union: 4th Quarter 2022

The figure above shows the distribution of approved building permits by city/municipality in La Union in 4th quarter 2022.

Among the city/municipalities, the City of San Fernando registered the highest number of construction projects with a share of 24.38 percent (99 constructions) to the total approved building permits in La Union in 4th quarter 2022. Compared with the number of constructions in the same quarter a year ago (113 building constructions), it registered a decrease of 12.39 percent.

Second in rank in terms of number of construction projects in 4th quarter 2022 was Bacnotan with 39 constructions (9.61 percent share), while third in rank was Naguilian with 35 constructions (8.62 percent share).

TABLE 1. Number, Floor Area and Value of New Constructions by City/Municipality, La Union: 4th Quarter, 2021 and 2022

Province/ Municipality	4 th Quarter 2022			4 th Quarter 2021		
	Number	Floor Area	Value (PhP 1,000)	Number	Floor Area	Value (PhP 1,000)
La Union	406	110,070	1,363,765	486	69,921	873,094
Agoo	32	9,266	71,177	29	4,329	38,602
Aringay	17	1,923	20,881	14	1,371	11,775
Bacnotan	39	24,438	135,695	41	5,025	165,855
Bagulin	0	0	0	0	0	0
Balaoan	23	2,257	22,990	28	3,059	30,499
Bangar	12	1,846	23,583	7	872	11,500
Bauang	15	2,029	34,835	38	10,970	88,779
Burgos	1	100	895	0	0	0
Caba	6	549	9,360	7	1,070	14,185
Luna	22	4,109	37,757	18	2,058	25,776
Naguilian	35	4,837	56,359	62	6,524	63,779
Pugo	6	1,266	19,285	10	1,579	14,444
Rosario	28	4,427	81,568	49	8,023	92,431
City of San Fernando	99	37,054	624,400	113	17,054	223,292
San Gabriel	7	1,042	9,293	2	566	4,016
San Juan	29	10,047	159,312	32	3,771	47,802
Sto. Tomas	7	1,881	22,613	7	615	7,765
Santol	6	386	2,738	11	1,070	11,909
Sudipen	11	1,069	12,932	8	842	7,089
Tubao	11	1,544	18,092	10	1,123	13,596

Source: Approved Building Permits (4th quarter 2021 and 4th quarter 2022)

Note: Data presented are preliminary

In La Union, the City of San Fernando also occupied the top rank in terms of the value of new constructions in 4th quarter 2022 with a share of 45.79 percent (PhP624.40 million) to the provincial total. San Juan ranked second with a share of 11.68 percent (PhP159.31 million) while Bacnotan ranked third with a share of 9.95 percent (PhP135.70 million).

Similarly, the City of San Fernando had the highest value of construction projects among the city/municipalities in 4th quarter 2021 contributing 25.57 percent (PhP223.29 million) to the provincial total. Bacnotan ranked second with a share of 19.00 percent (Php165.86 million) while Bauang placed third with a share of 10.17 percent (PhP88.78 million).

Scope and Coverage

Private construction statistics from approved building permits pertain to data on new constructions and additions, alterations and repairs of existing residential and non-residential buildings and other structures undertaken in all city/municipalities of the country.

For this publication, the scope and coverage are all city/municipalities in La Union.

Source of Information

Data were taken from the original application forms of approved building permits collected every month by the Philippine Statistics Authority (PSA) field personnel from the offices of Local Building Officials (LBOs) provincewide.

Limitation

1. Data on private building constructions refer to those proposed to be constructed during the reference period and not to construction work completed during the reference period.

2. The completeness of the number of building permits collected relies on the collection of applications filed with the LBOs. Hence, private building constructions without approved building permits are excluded in the tabulation of data.

Definition of Terms

Building Permit is a written authorization granted by the LBO to an applicant allowing him to proceed with the construction of a specific project after plans, specifications and other pertinent documents have been found to be in conformity with the National Building Code (RA 6541).

Building is any independent, free-standing structure comprised of one or more rooms or other spaces, covered by a roof and enclosed with external walls or dividing walls which extend from the foundation to the roof.

Floor Area of Building refers to the sum of the area of each floor of the building measured to the outer surface of the outer walls including the area of lobbies, cellars, elevator shafts and all communal spaces in multi-dwellings. Areas of balconies are excluded.

Total Value of Construction refers to the sum of the cost of building, electrical, mechanical, plumbing, and others. The value is derived from the approved building permit and represents the estimated value of the building or structure when completed.



DANITES E. TENIDO, Ph.D.
Chief Statistical Specialist

