



SPECIAL RELEASE

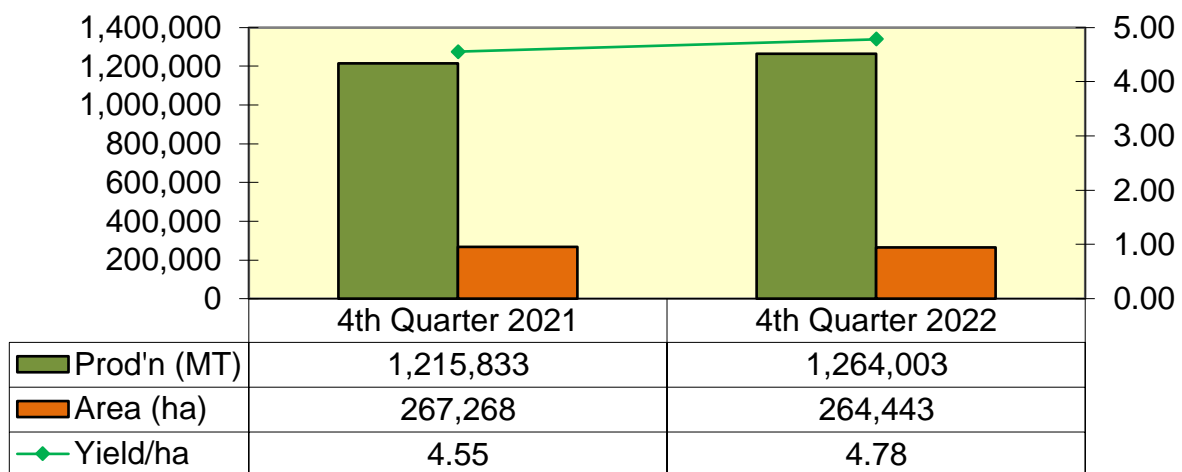
Palay Production in the Ilocos Region Increases in 4th Quarter 2022

Date of Release: 31 January 2023
 Reference No. 2023-006

The volume of palay production in the Ilocos Region registered higher growth in 4th quarter 2022 compared to its level a year ago. The production recorded at 1,264,003 metric tons, or 3.96 percent higher than the 1,215,833 metric tons output in 4th quarter 2021. About 58.23 percent were irrigated and the rest were rainfed.

As to the harvest area, the region recorded a decrease of 1.06 percent, that is from the 267,268 hectares in 4th quarter 2021 to 264,443 hectares in the same period of 2022. Meanwhile, the yield per hectare increased from 4.55 metric tons to 4.78 metric tons.

**Figure 1. Palay Estimates, Ilocos Region
 4th Quarter 2021 and 4th Quarter 2022**



Source: Palay Production Survey, PSA

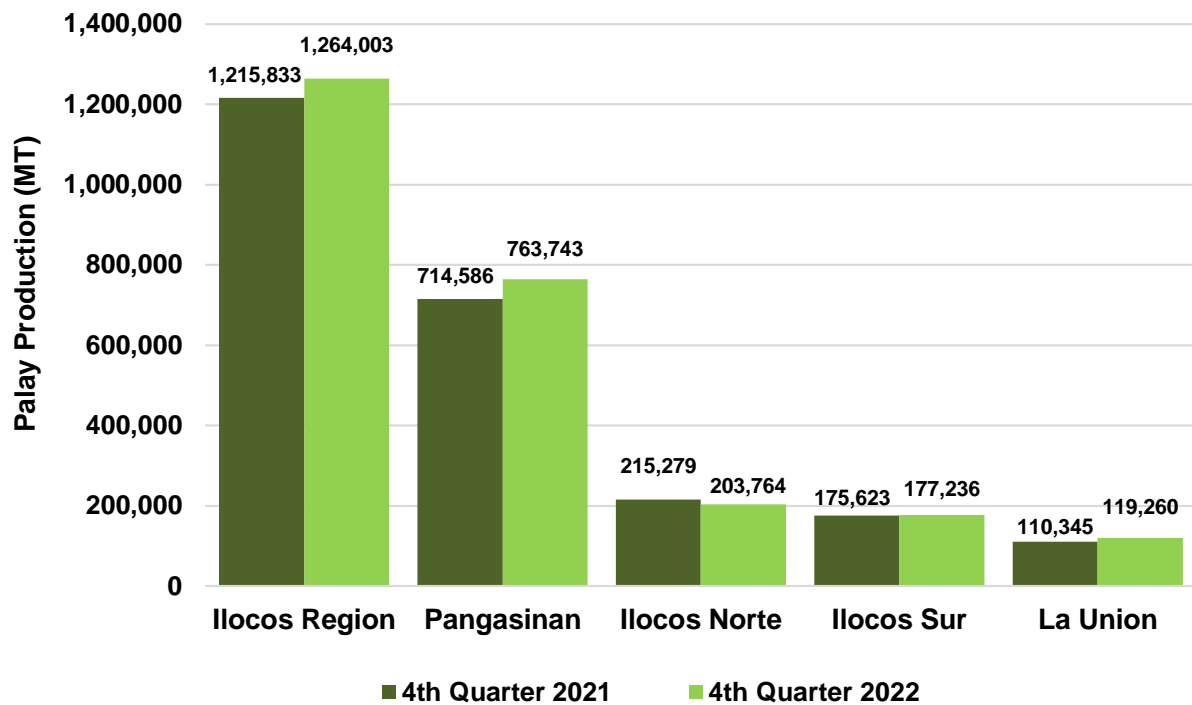


Management System
 ISO 9001:2015
 www.tuv.com
 ID 9108640991



All the provinces of the region, except Ilocos Norte, posted higher volume of palay production in 4th quarter 2022.

**Figure 2. Palay Production (MT) by Province, Ilocos Region
4th Quarter 2021 and 4th Quarter 2022**

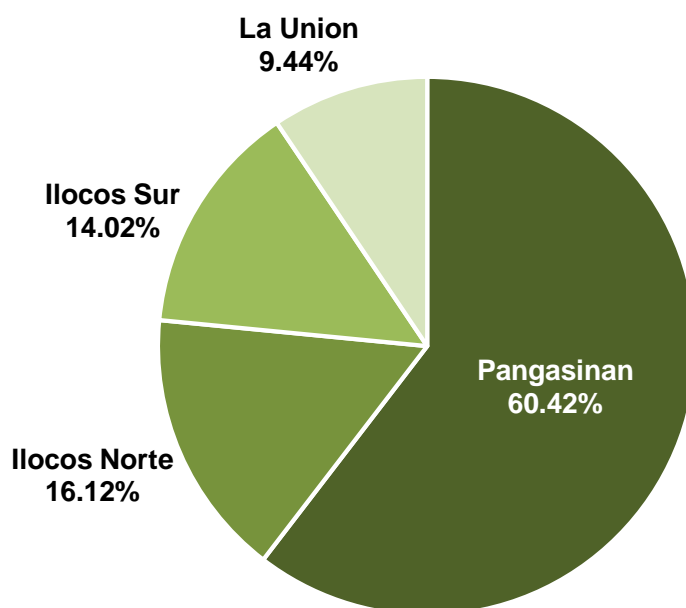


Source: Palay Production Survey, PSA

Pangasinan has the bulk of palay production among the provinces, contributing 60.42 percent of the total output of the region in 4th quarter 2022. The province posted a production of 763,743 metric tons during the period, higher than the output in 4th quarter 2021 of 714,586 metric tons. The harvest area increased by 0.60 from 160,279 hectares in 4th quarter 2021 to 161,244 hectares in the same period of 2022. Moreover, the yield per hectare improved from 4.46 metric tons in 4th quarter 2021 to 4.74 metric tons in 4th quarter 2022.



Figure 3. Percentage Distribution of Volume of Palay Production by Province, Ilocos Region: 4th Quarter 2022



Source: Palay Production Survey, PSA

The province of Ilocos Norte, which shared 16.12 percent to the total palay production of the Ilocos Region in 4th quarter 2022, recorded 203,764 metric tons output. This is 5.35 percent lower than the production of 215,279 metric tons in 4th quarter 2021. The harvest area during the period also went down from 42,157 hectares to 39,691 hectares. The yield per hectare, however, improved from 5.11 metric tons to 5.13 metric tons.

The volume of palay production in Ilocos Sur registered 0.92 percent increase compared to its output in 4th quarter 2021. The recorded palay produce of the province in 4th quarter 2022 is 177,236 metric tons. The harvest area decreased from 37,137 hectares to 36,341 hectares during the period. The yield per hectare increased from 4.73 metric tons in 4th quarter 2021 to 4.88 metric tons in 4th quarter 2022.



The province of La Union, which shared 9.44 percent to the total palay production of the Ilocos Region in 4th quarter 2022, recorded 119,260 metric tons during the period. The output was higher by 8.08 percent from the 110,345 metric tons record in 4th quarter 2021. The harvest area decreased from 27,695 hectares to 27,167 hectares. The yield per hectare went up from 3.98 metric tons to 4.39 metric tons.

**Table 1. Palay Production Estimates by Province
Ilocos Region: 4th Quarter 2021 and 4th Quarter 2022**

ITEM	4th Quarter		Growth Rate (%)
	2021	2022	
PRODUCTION (MT)	1,215,833	1,264,003	3.96
Ilocos Norte	215,279	203,764	(5.35)
Ilocos Sur	175,623	177,236	0.92
La Union	110,345	119,260	8.08
Pangasinan	714,586	763,743	6.88
AREA HARVESTED (Ha)	267,268	264,443	(1.06)
Ilocos Norte	42,157	39,691	(5.85)
Ilocos Sur	37,137	36,341	(2.14)
La Union	27,695	27,167	(1.91)
Pangasinan	160,279	161,244	0.60
YIELD/HECTARE	4.55	4.78	5.07
Ilocos Norte	5.11	5.13	0.53
Ilocos Sur	4.73	4.88	3.13
La Union	3.98	4.39	10.18
Pangasinan	4.46	4.74	6.24

Note: Details may not add up to total due to rounding

Source: Palay Production Survey, PSA



TECHNICAL NOTES


The Palay Production Survey (PPS) is conducted simultaneously with Corn Production Survey (CPS). The survey generates estimates on palay production, area and yield and other production-related data that serve as inputs for policymaking and programs on palay/rice. The PPS covers sample-farming households in sample barangays in all provinces. It is conducted quarterly with the following quarters as the reference periods:

April Round Survey - January to March

July Round Survey - April to June

October Round Survey - July to September

January Round Survey - October to December


ATTY. SHEILA O. DE GUZMAN
Regional Director


JYY/TBO/KJAG



Parammata Bldg. C, Diversion Road, Sitio 5, Brgy. Biday, City of San Fernando, La Union
Telefax: 607-0247/ 888-2582
www.rssso01.psa.gov.ph