



SPECIAL RELEASE

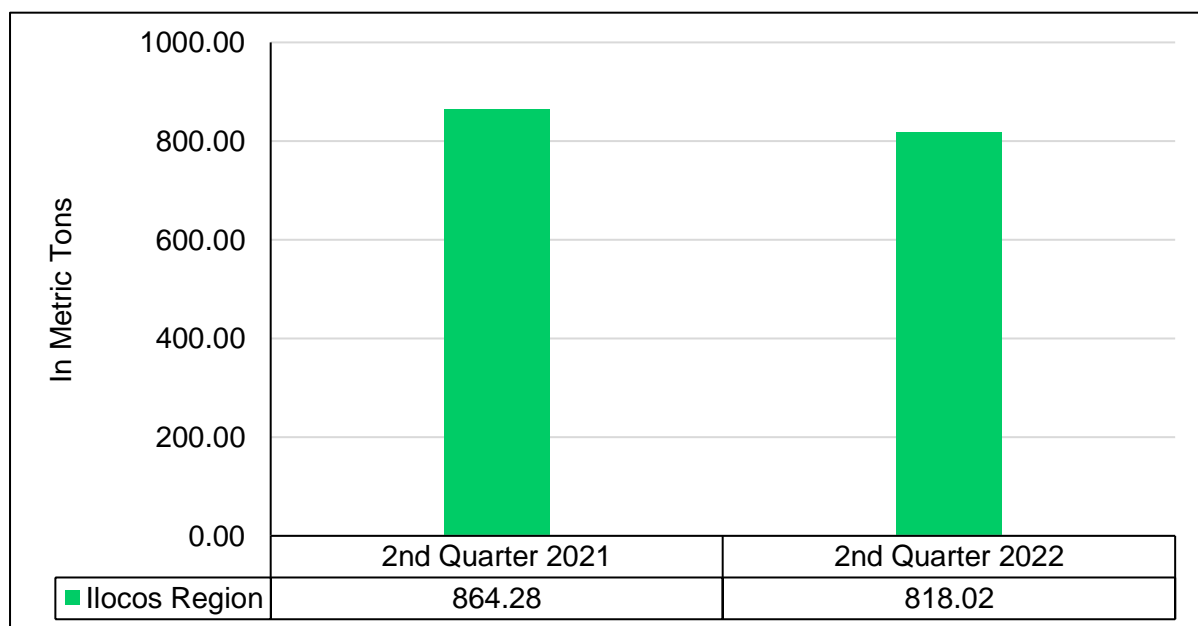
Inland Municipal Fisheries Production of Ilocos Region Second Quarter 2022

Date of Release: 13 January 2023
Reference No. 2023-003

Inland municipal fisheries volume of production decreases to 818.2 metric tons

Production of Inland Municipal fisheries in Ilocos Region was estimated at 818.02 metric tons in second quarter 2022. This was lower by 5.35 percent from the 864.28 metric tons output in second quarter 2021. The subsector's output comprised 1.84 percent of the 44,465.58 metric tons overall volume of fisheries production in the region.

Figure 1. Inland Municipal Fisheries Volume of Production Ilocos Region: 2nd Quarter 2021 and 2nd Quarter 2022^P

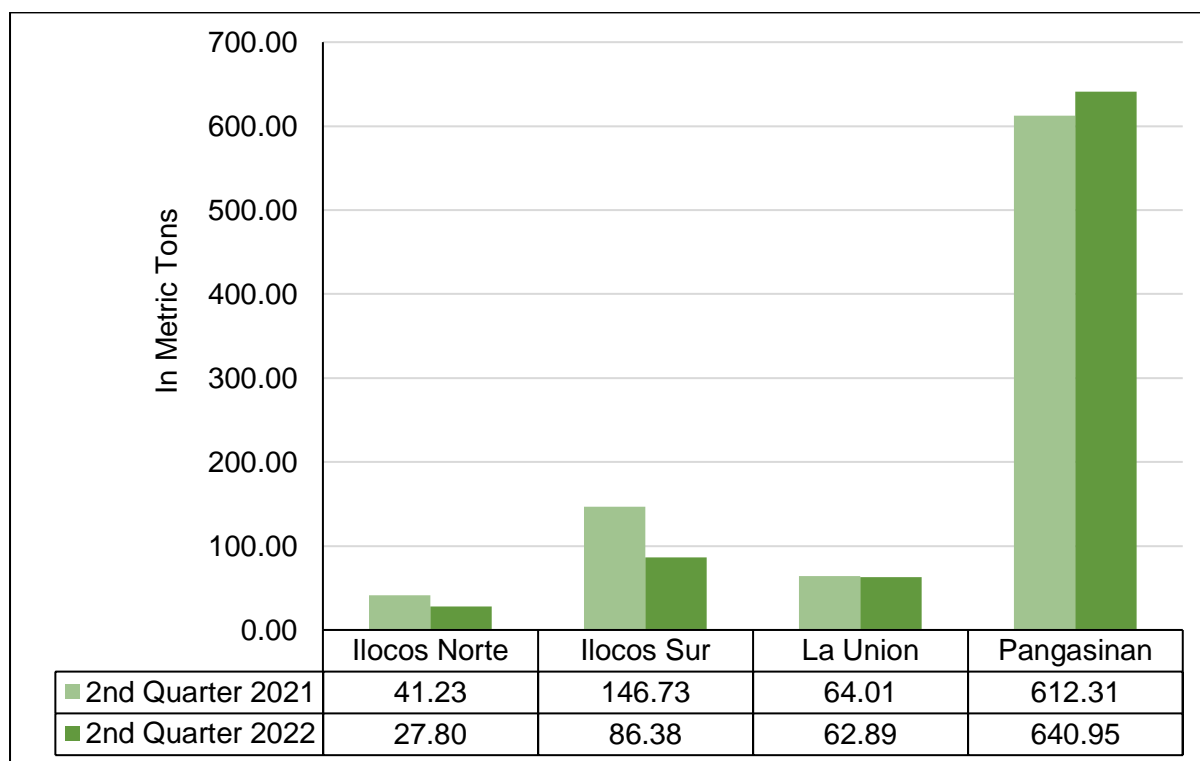


Note: p - preliminary

Source: Philippine Statistics Authority, 2nd Quarter 2021 and 2022 Fisheries Production Survey



Figure 2. Inland Municipal Fisheries Volume of Production by Province, Ilocos Region: 2nd Quarter 2021 and 2nd Quarter 2022^p



Note: p - preliminary

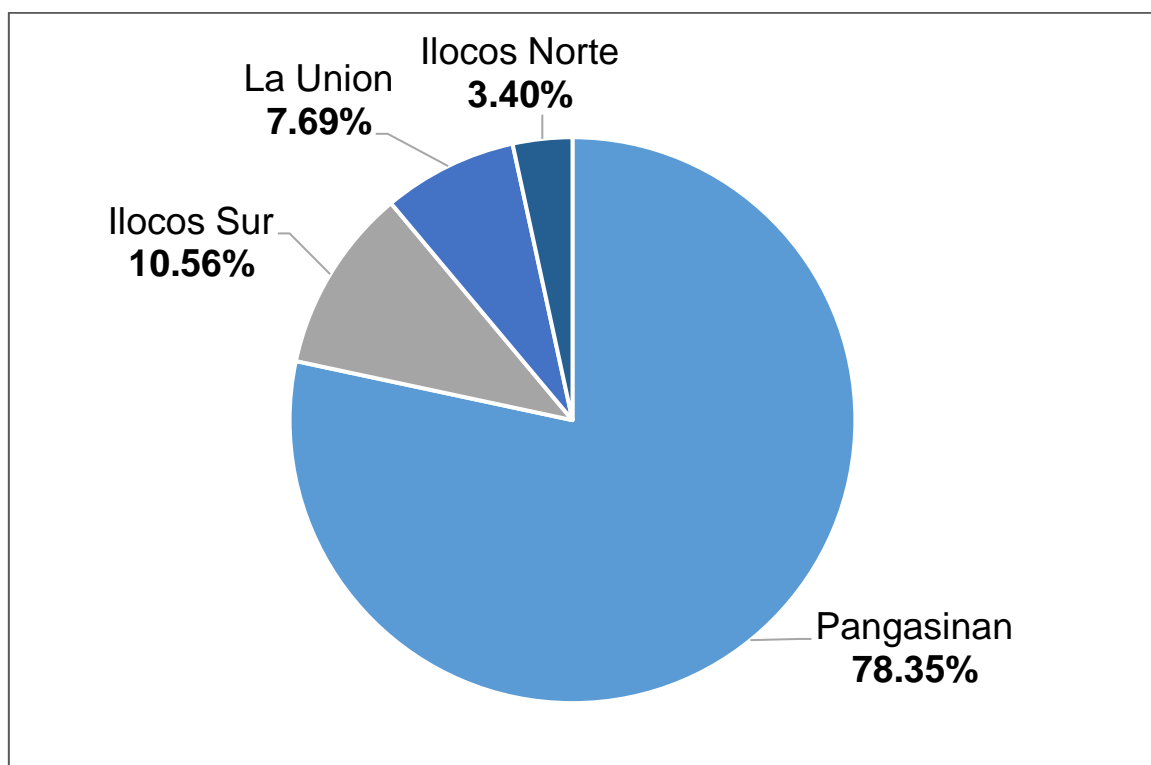
Source: Philippine Statistics Authority, 2nd Quarter 2021 and 2022 Fisheries Production Survey

Pangasinan registers an increment in the volume of production

Among provinces, Pangasinan had an increment in the volume of inland municipal production at 4.68 percent from 612.31 metric tons in second quarter 2021 to 640.95 metric tons output in second quarter 2022. On the other hand, the province of Ilocos Sur, Ilocos Norte, and La Union declined in the volume of inland municipal production by 41.13 percent, 32.57 percent, and 1.75 percent, respectively.



Figure 3. Percentage Distribution of Inland Municipal Fisheries Production by Province, Ilocos Region: 2nd Quarter 2022^p



Note: p - preliminary

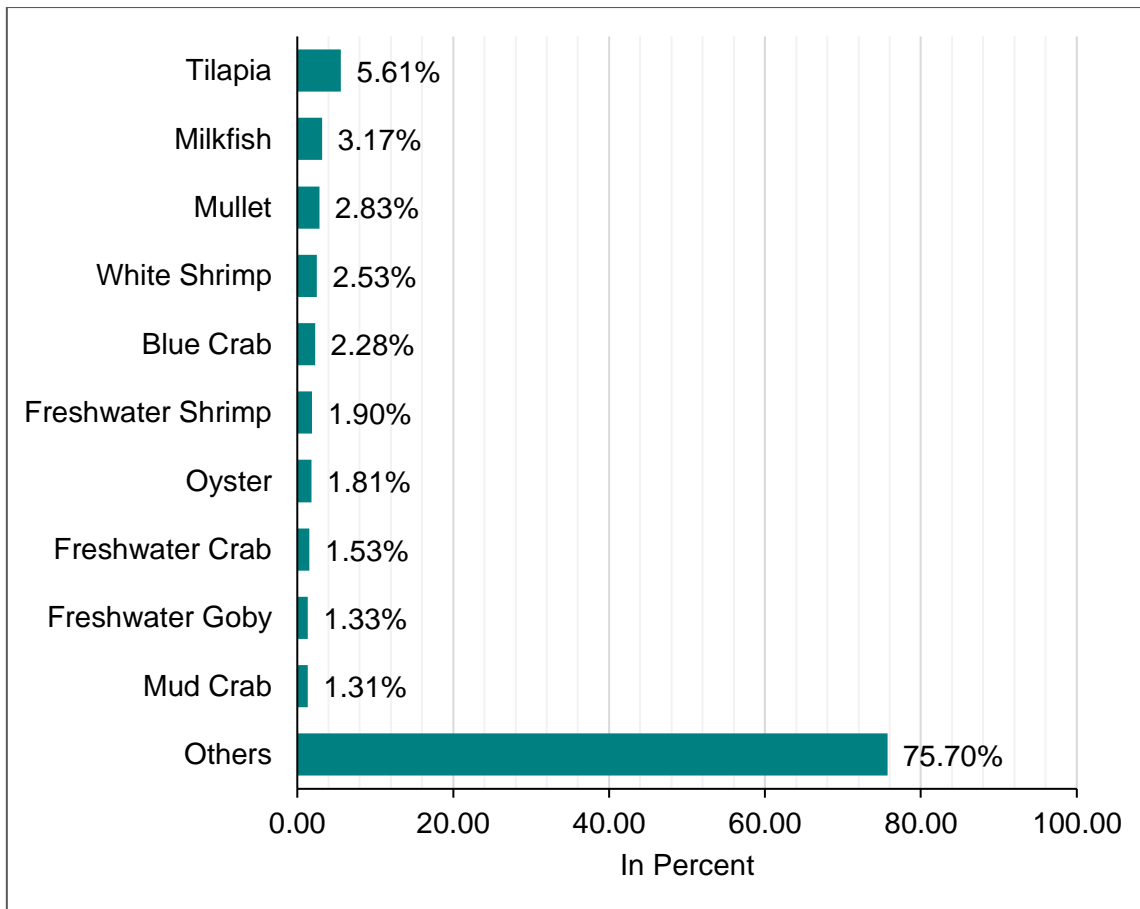
Source: Philippine Statistics Authority, 2nd Quarter 2022 Fisheries Production Survey

Pangasinan contributes 78.35 percent share of the region's inland municipal production

By provincial share, Pangasinan has the highest contribution with 78.35 percent share of the region's inland municipal production. Ilocos Sur followed with an output of 86.38 metric tons or 10.56 percent, and La Union at 62.89 metric tons equivalent to 7.69 percent. Ilocos Norte has the least production of 27.80 metric tons or 3.40 percent of the total inland municipal production of the region.



Figure 4. Percentage Distribution of Inland Municipal Fisheries Production by Specie, Ilocos Region: 2nd Quarter 2022^P



Note: p - preliminary

Source: Philippine Statistics Authority, 2nd Quarter 2022 Fisheries Production Survey

Tilapia records the highest volume of Inland Municipal production

The top five (5) species captured in inland municipal fisheries were tilapia, milkfish, mullet, white shrimp, and blue crab.

Tilapia posted the highest volume of production at 45.86 metric tons, which comprises 5.61 percent of the total inland municipal production in the region. Milkfish followed with a production of 25.90 metric tons or 3.17 percent, mullet (23.13 metric tons or 2.83 percent), white shrimp (2.53 percent), and blue crab (2.28 percent).



Table 1. Inland Municipal Fisheries Volume of Production by Specie, Ilocos Region: 2nd Quarter 2021 and 2nd Quarter 2022^p

Species	Volume of Production (In Metric tons)		Growth Rate (%)
	2 nd Quarter 2021	2 nd Quarter 2022 ^p	
TOTAL	864.28	818.02	(5.35)
Tilapia	64.47	45.86	(28.87)
Milkfish	27.91	25.90	(7.20)
Mullet	19.43	23.13	19.04
White Shrimp	10.43	20.70	98.47
Blue Crab	66.81	18.66	(72.07)
Freshwater Shrimp	25.99	15.54	(40.21)
Oyster	33.97	14.81	(56.40)
Freshwater Crab	10.73	12.51	16.59
Freshwater Goby	17.91	10.86	(39.36)
Mud Crab	23.52	10.76	(54.25)
Others	562.85	619.29	10.03

Note: p - preliminary

Source: Philippine Statistics Authority, 2nd Quarter 2021 and 2022 Fisheries Production Survey



TECHNICAL NOTES

The Fisheries Production Survey of the Philippine Statistics Authority (PSA) is divided into four major fisheries surveys. These are the Quarterly Commercial Fisheries Survey (QCFS), Quarterly Municipal Fisheries Survey (QMFS), Quarterly Inland Fisheries Survey (QIFS) and Quarterly Aquaculture Survey (QAqS). The fisheries sector is composed of the three (3) subsectors, namely commercial, municipal fisheries, and aquaculture. The commercial and municipal fisheries surveys aim to provide quarterly data on volume and value of fish production by species, by region, and by province. The aquaculture survey is intended to generate quarterly data on volume and value of cultured species by environment, by type of aquafarm, by region, and by province.

Concepts and Definitions:

Fisheries – all activities relating to the act or business of fishing, culturing, preserving, processing, marketing, developing, conserving and managing aquatic resources and the fishery areas including the privilege to fish or take aquatic resources thereof (RA 8550).

Fisheries Sector – the sector engaged in the production, growing, harvesting, processing, marketing, developing, conserving and managing aquatic resources and fishing areas.

Inland Municipal Fishing – the catching of fish, crustaceans, mollusks and all other aquatic animals and plants in inland water like lakes, rivers, dams, marshes, etc. using simple gears and fishing boats some of which are non-motorized with a capacity of three gross tons or less; or fishing not requiring the use of fishing boats.

Fishing Grounds – areas in any body of water where fish and other aquatic resources congregate and become the target of capture.

Landing Center – a place where the fish catch and other aquatic products are unloaded and traded.

ATTY. SHEILA O. DE GUZMAN

Regional Director, RSSO I

JYY/TBO/DAI/RKT



Parammata Bldg. C, Diversion Road, Sitio 5, Brgy. Biday, City of San Fernando, La Union
Telefax: (072) 607-0247/ 888-2582
www.rsso01.psa.gov.ph