



SPECIAL RELEASE

MUNICIPAL FISHERIES SITUATIONER IN LA UNION 3RD QUARTER 2022

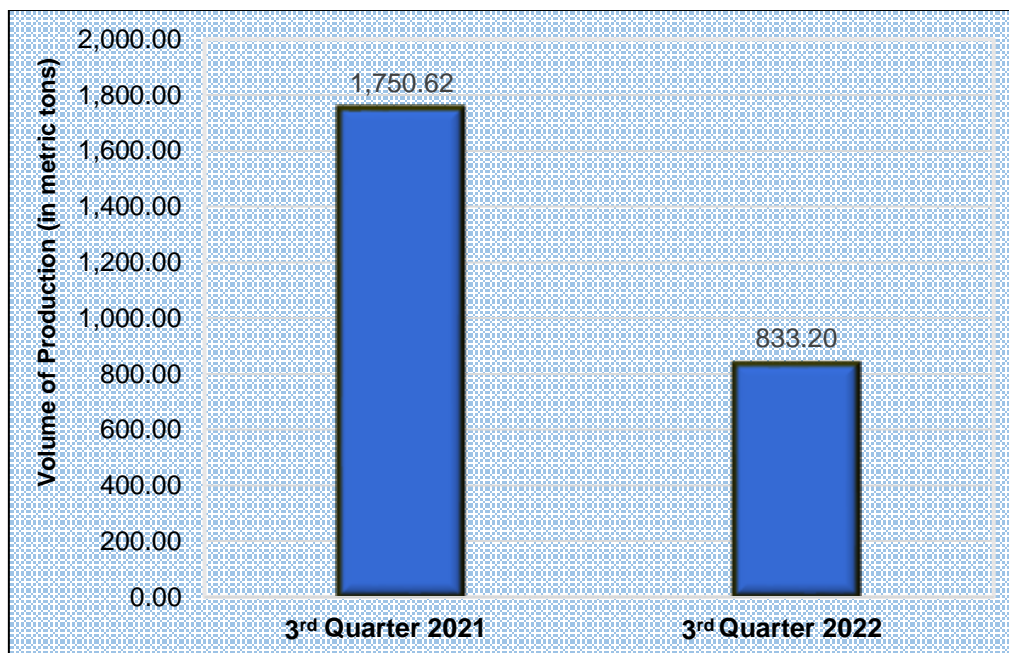
Date of Release: 19 December 2022

Reference No. 2022-70

La Union's municipal fisheries production declines in 3rd Quarter 2022

The total municipal fisheries production in La Union decreased by 52.41 percent from the estimated production of 1,750.62 metric tons in 3rd quarter 2021 to 833.20 metric tons in 3rd quarter 2022.

**Figure 1. Volume of Municipal Fisheries Production
La Union: 3rd Quarter 2021 and 3rd Quarter 2022**



Source: Philippine Statistics Authority

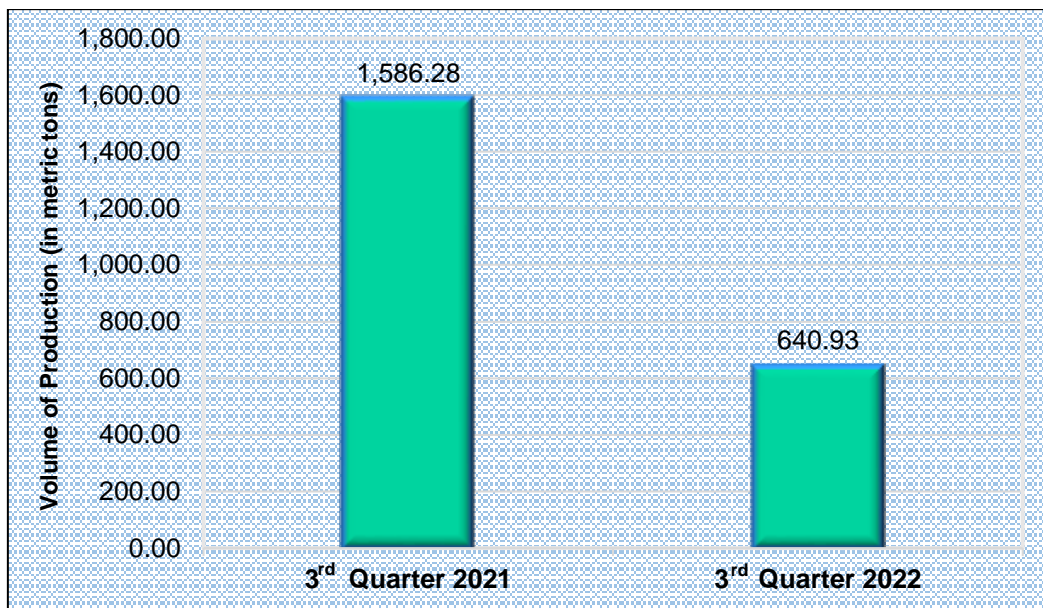
Of the total volume of production for municipal fisheries, 76.92 percent came from marine municipal fisheries while 23.08 percent from inland municipal fisheries.



Marine Municipal

The volume of production from marine municipal fisheries dropped by 59.60 percent from 1,586.28 metric tons in 3rd quarter 2021 to 640.93 metric tons in 3rd quarter 2022.

**Figure 2. Volume of Marine Municipal Fisheries Production
La Union: 3rd Quarter 2021 and 3rd Quarter 2022**

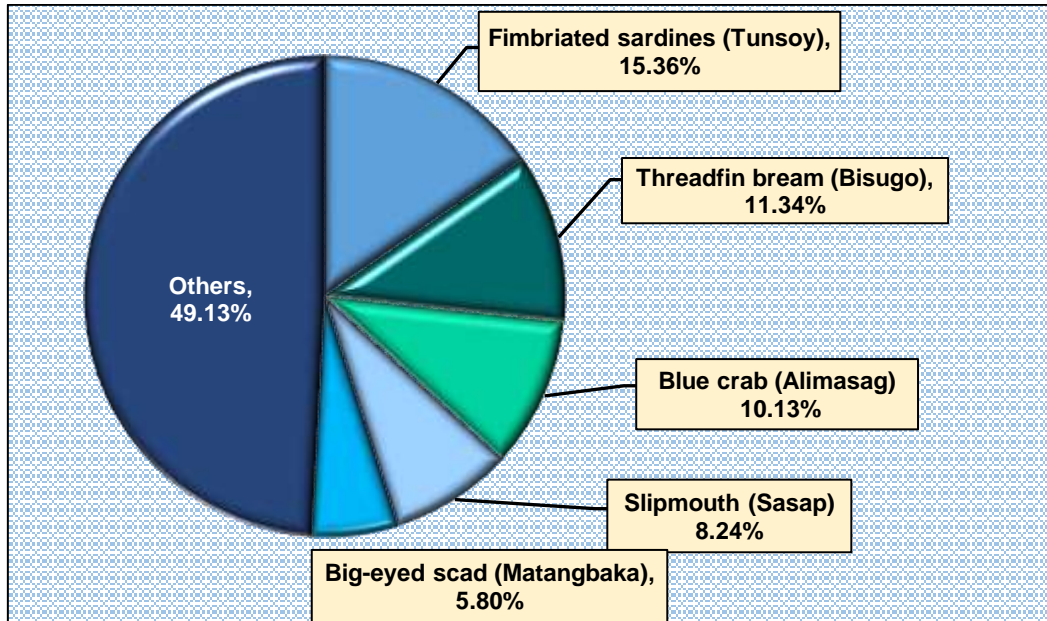


Source: Philippine Statistics Authority

The dominant catch in marine municipal fisheries of the province during 3rd quarter 2022 were Fimbriated Sardines (Tunsoy) with 98.46 metric tons (15.36 percent share), Threadfin bream (Bisugo) with 72.70 metric tons (11.34 percent share), Blue Crab (Alimasag) with 64.90 metric tons (10.13 percent share), Slipmouth (Sapsap) with 52.83 metric tons (8.24 percent share), and Big-eyed Scad (Matangbaka) with 37.17 metric tons (5.80 percent share).



**Figure 3. Percentage Contribution of Top Species to the Total
Marine Municipal Fisheries Volume of Production
La Union: 3rd Quarter 2022**

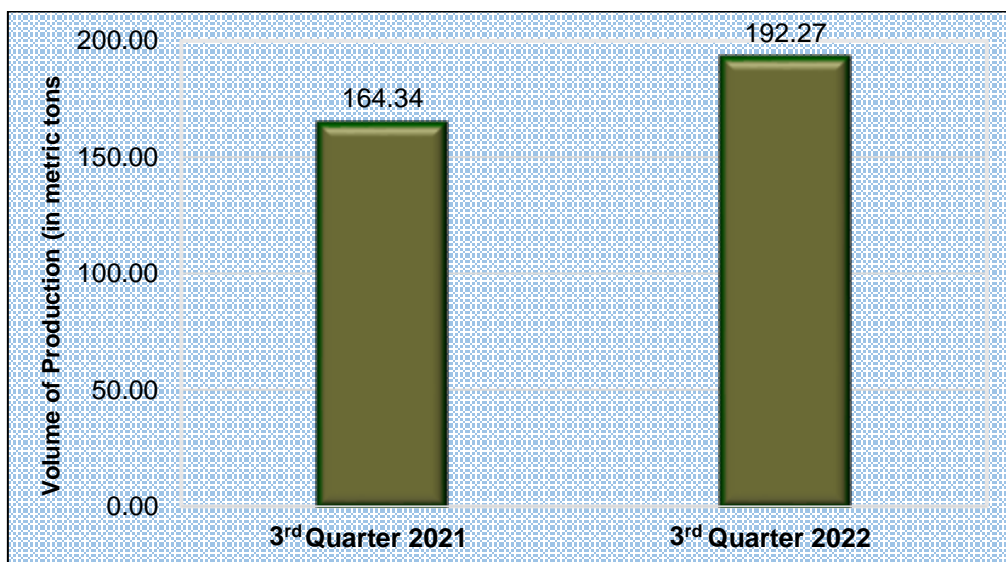


Source: Philippine Statistics Authority

Inland Municipal

The volume of production from inland municipal fisheries went up by 17.00 percent from 164.34 metric tons in 3rd quarter 2021 to 192.27 metric tons in 3rd quarter 2022.

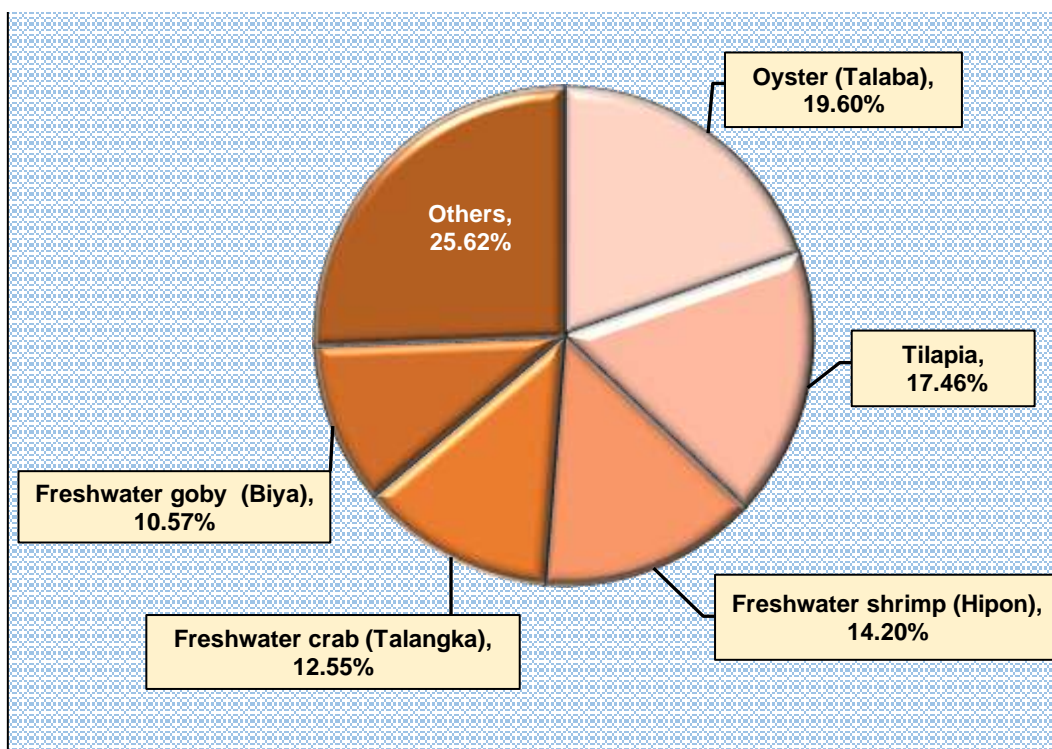
**Figure 4. Volume of Inland Municipal Fisheries Production
La Union: 3rd Quarter 2021 and 3rd Quarter 2022**



Source: Philippine Statistics Authority

The top five major catch in the province in 3rd quarter 2022 were Oyster (Talaba) with 37.69 metric tons (19.60 percent share), Tilapia with 33.57 metric tons (17.46 percent share), Freshwater Shrimp (Hipon) with 27.31 metric tons (14.20 percent share), Freshwater Crab (Talangka) with 24.13 metric tons (12.55 percent share), and Freshwater Goby (Biya) with 20.32 metric tons (10.57 percent share).

**Figure 5. Percentage Contribution of Top Species to the Total Inland Municipal Fisheries Volume of Production
La Union: 3rd Quarter 2022**



Source: Philippine Statistics Authority

Municipal fisheries data were gathered from administrative records of the Philippine Fisheries Development Authority (PFDA), Local Government Unit (LGU) - managed landing centers, and traditional landing centers.



TECHNICAL NOTES


Inland Municipal Fishing – the catching of fish, crustaceans, mollusks and other aquatic animals and plants in inland waters like lakes, rivers, dams, marshes, etc. using simple gears and fishing boats some of which are non-motorized with a capacity of less than three (3) gross tons, or fishing not requiring the use of fishing boats.

Landing Center is a place where the fish catch and other aquatic products are unloaded and traded. Traditional landing center is a type of landing center where fishermen could unload their catch and/or dock their fishing boats without any obligation or payment for the use of the place.

Quarterly Inland Fisheries Survey is a survey on volume and price of fish by species, caught by households engaged in inland fishing. It gathers quarterly data with monthly catch from sample fishing households. Respondents are fishermen or any knowledgeable member of the sample household.

Quarterly Municipal Fisheries Survey (Traditional Landing Center) – is a survey on volume and price of fish, by species, unloaded by fishing boats three (3) gross tons or less. It gathers quarterly data for the entire sample landing center with information on monthly fish unloading.

Quarterly Municipal Fisheries Survey (Philippine Fisheries Development Authority (PFDA), Local Government Units (LGUs), Privately-Managed Landing Centers) is gathering of data on volume and price of fish from administrative records of Philippine Fisheries Development Authority (PFDA) and Local Government Units (LGU)-managed landing centers. It is done on a quarterly basis with information from three (3) month period.


DANITES E. TENIDO, Ph.D.
Chief Statistical Specialist


MAQ/MPC