



SPECIAL RELEASE

Employment Situation of Ilocos Region in July 2022

Date of Release: 15 October 2022

Reference No. 2022-52

Labor Force Participation Rate

The total population of 15 years old and over in the Ilocos Region was estimated at 3.6 million in July 2022. Out of this population, 2.4 million were in the labor force.


The Labor Force Participation Rate (LFPR) of the region was estimated at 67.4 percent in July 2022. This means that seven in every ten of the population aged 15 years and over were either employed or unemployed.

**Table 1. Labor Force Participation Rate in Ilocos Region
July 2021^f, January 2022^p, April 2022^p, and July 2022^p**

Philippines/Ilocos Region	July 2021 ^f	Jan 2022 ^p	Apr 2022 ^p	July 2022 ^p
Philippines				
Total Population 15 Years Old and Over (In Thousands)	75,574	75,895	76,374	76,639
Labor Force Participation Rate (In Percent)	59.4	60.5	63.4	65.2
Ilocos Region				
Total Population 15 Years Old and Over (In Thousands)	3,630	3,661	3,621	3,603
Labor Force Participation Rate (In Percent)	59.9	62.0	68.5	67.4

Note: f – final; p – preliminary; Details may not add up to totals due to rounding.

Source: Philippine Statistics Authority

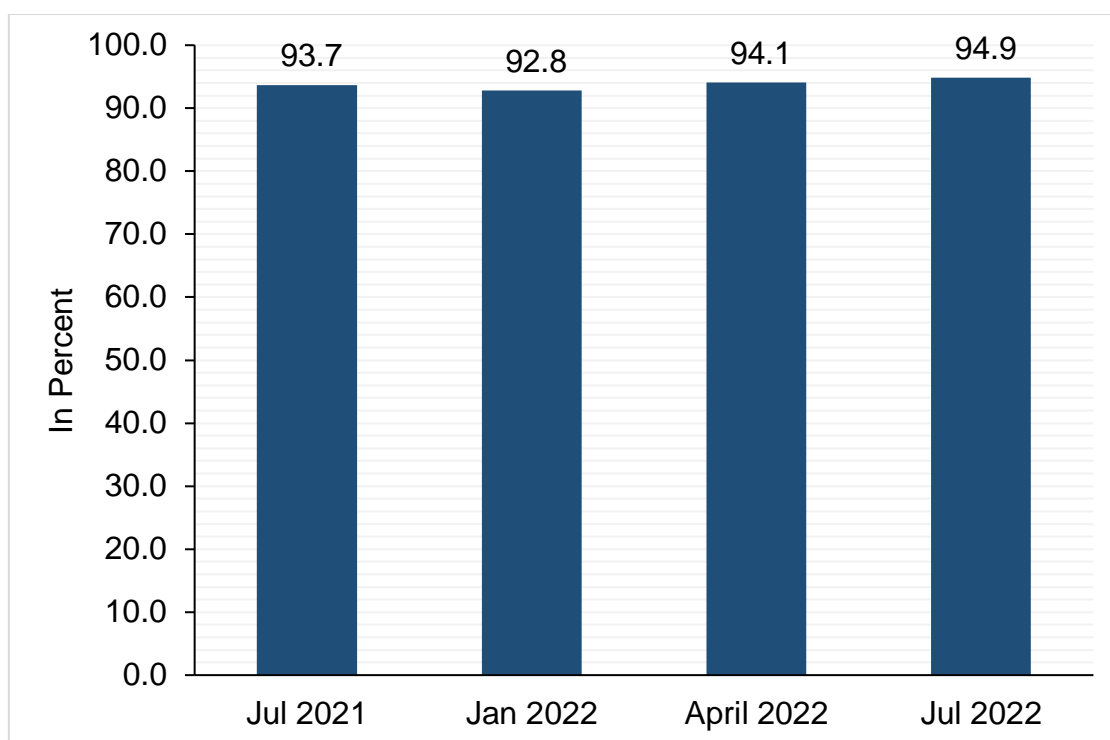


The employment rate of the region increases to 94.9 percent

The employment rate in the Ilocos Region improved by 1.2 percentage points from 93.7 percent in July 2021 to 94.9 percent in July 2022. This rate was also higher than the employment rate in April 2022 by 0.8 percentage point.

In terms of level, the number of employed persons in July 2022 was estimated at 2.3 million individuals aged 15 years old and over out of the 2.4 million individuals who were in the labor force.

Figure 1. Employment Rate in Ilocos Region: July 2021^f, January 2022^p, April 2022^p, and July 2022^p

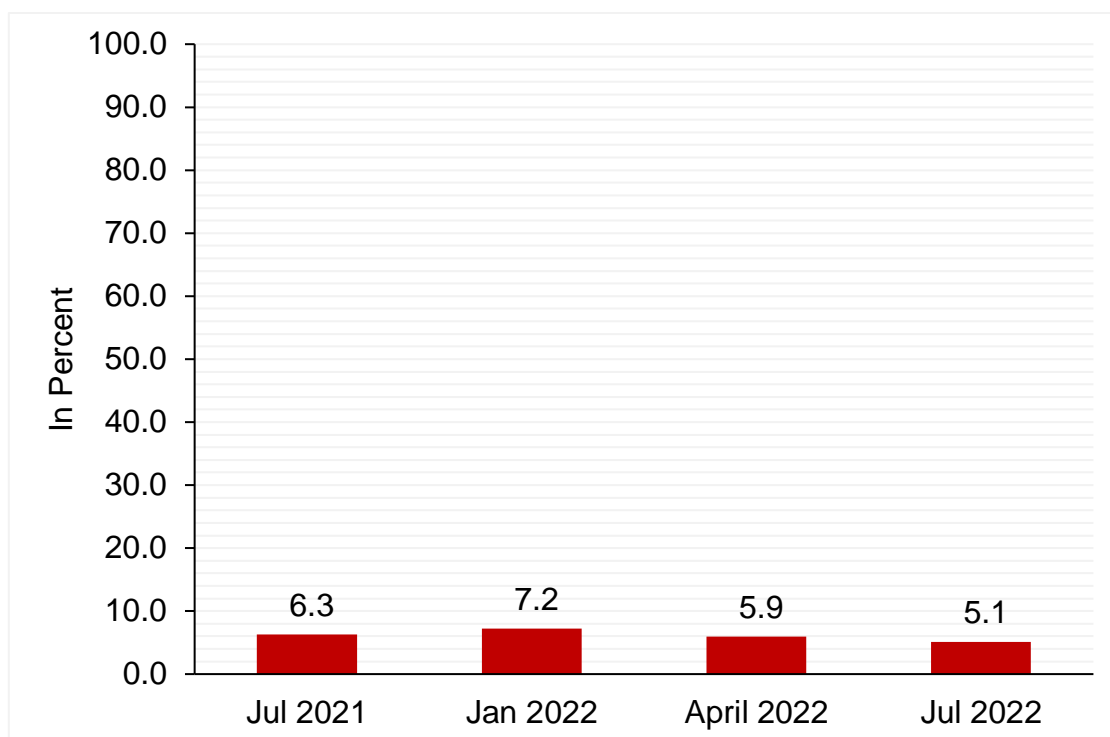


Note: f – final; p – preliminary; Details may not add up to totals due to rounding.
Source: Philippine Statistics Authority

The unemployment rate declines to 5.1 percent

The unemployment rate of the region in July 2022 was estimated at 5.1 percent equivalent to 124 thousand unemployed persons, which is lower than the 6.3 percent (137 thousand) in July 2021. This was also lower by 0.8 percentage point from the 5.9 percent or 147 thousand unemployed in April 2022.

Figure 2. Unemployment Rate in Ilocos Region: July 2021^f, January 2022^p, April 2022^p, and July 2022^p

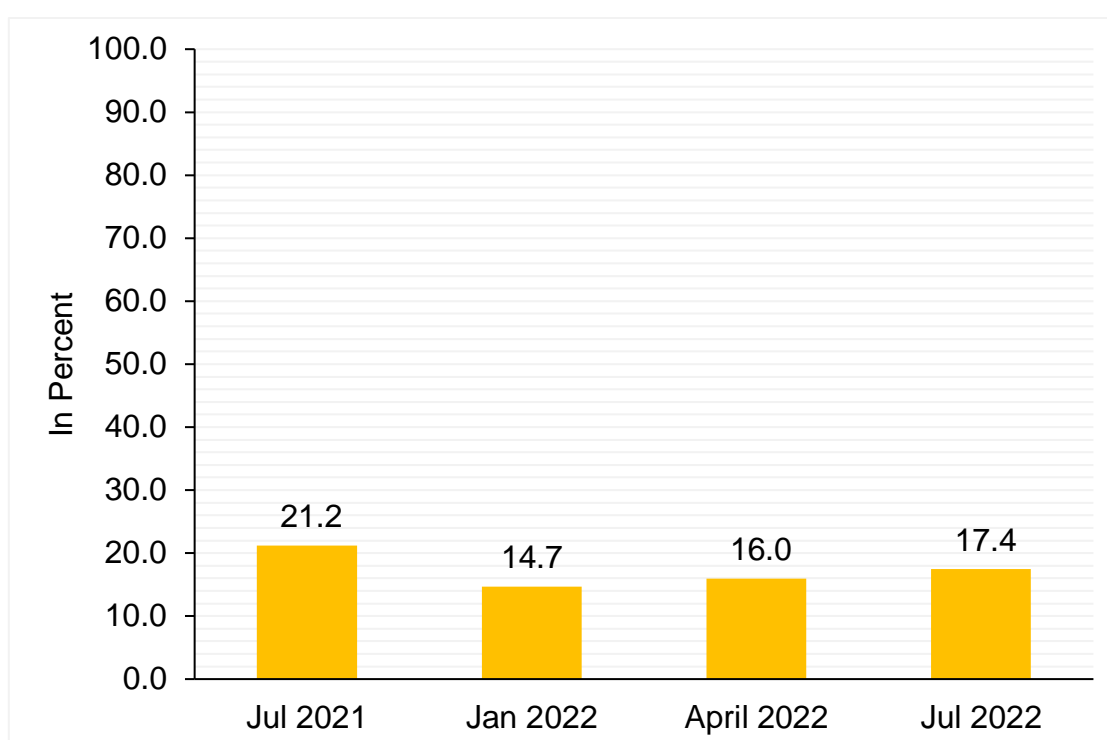


Note: f – final; p – preliminary; Details may not add up to totals due to rounding.
Source: Philippine Statistics Authority

Underemployment rate is estimated at 17.4 percent

Underemployed persons in Ilocos Region were estimated at 17.4 percent or equivalent to 402 thousand underemployed persons in July 2022. This estimate was lower than the 21.2 percent or 432 thousand reported number of underemployed persons in July 2021 but higher than the 373 thousand (16.0 percent) underemployed in April 2022.

**Figure 3. Underemployment Rate in Ilocos Region: July 2021^f
January 2022^P, April 2022^P, and July 2022^P**



Note: f – final; p – preliminary; Details may not add up to totals due to rounding.
Source: Philippine Statistics Authority

TECHNICAL NOTES

The Labor Force Survey (LFS) is a nationwide quarterly survey of households conducted by the Philippine Statistics Authority (PSA) to gather data on the demographic and socio-economic characteristics of the population.

Overseas Filipino Workers are not considered part of the labor force in the Philippines. Hence, in the LFS, data on economic characteristics of household members who are overseas workers are not collected. In the LFS report, they are excluded in the estimation of the size of working population, i.e. population aged 15 years and older, and in the estimation of the labor force.

Work means any economic activity a person does for pay during the past week, in cash or in kind, in any establishment, office, farm, private home, or for profit; or without pay on a family farm or enterprise. It also includes the activities engaged in by a farm operator or member of the operator's family, on the farm operated by another household on exchange labor arrangement.

Population 15 Years Old and Over - This refers to number of population 15 years old and over excluding overseas workers. Overseas workers are excluded in the estimation of the size of working population (population aged 15 years and over) since the data on their economic characteristics are not collected because they are not considered part of the labor force in the country.

In the Labor Force or Economically Active Population - This refers to persons 15 years old and over who are either employed or unemployed in accordance with the definitions described as follows.

Employed persons include all those who, during the reference period are 15 years old and over as of their last birthday and are reported either:

- a. At work. Those who do any work even for one hour during the reference period for pay or profit, or work without pay on the farm or business enterprise operated by a member of the same household related by blood, marriage or adoption; or

- b. With a job but not at work. Those who have a job or business but are not at work because of temporary illness or injury, vacation or other reasons. Likewise, persons who expect to report for work or to start operation of a farm or business enterprise within two weeks from the date of the enumerator's visit are considered employed.

Underemployed persons include all employed persons who express the desire to have additional job, or to have a new job with longer working hours. Visibly underemployed persons are those who work for less than 40 hours during the reference period and want additional hours of work.

Unemployed persons include all those who, during the reference period, are 15 years old and over as of their last birthday and reported as:

- a. Without work, i.e., had no job or business during the reference period; and
- b. Currently available for work, i.e., were available and willing to take up work in paid employment or self-employment during the reference period, and/or would be available and willing to take up work in paid employment or self-employment within two weeks after the interview date; and
- c. Seeking work, i.e., had taken specific steps to look for a job or establish a business during the reference period, or
- d. not seeking work due to the following reasons: (1) tired or believed no work available, i.e., discouraged workers; (2) awaiting results of previous job application; (3) temporary illness or disability; (4) bad weather; and/or (5) waiting for rehire or job recall.

Persons Not in the Labor Force - Persons 15 years old and over who are neither employed nor unemployed according to the definitions mentioned. Those not in the labor force are persons who are not looking for work because of reasons such as housekeeping, schooling and permanent disability. Examples are housewives, students, disabled, or retired persons.


ATTY. SHEILA C. DE GUZMAN
Regional Director, RSSO I


JYY/TBO/DARR/RKT