



SPECIAL RELEASE

Employment Situation of Ilocos Region in January 2021

Date of Release: 07 December 2021

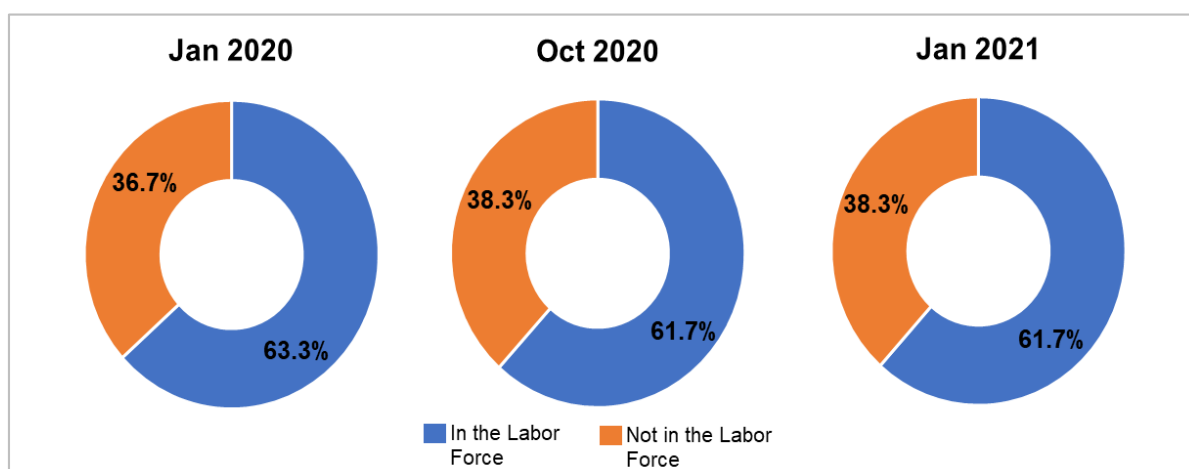
Reference No. 2021-090

Labor Force Participation Rate

The Labor Force Participation Rate (LFPR) in January 2021 was estimated at 61.7 percent which translates to 2.2 million persons who are either employed or unemployed. This is lower than the LFPR in January 2020 at 63.3 percent and the same with the previous quarter.


The working population of 15 years old and over in the region declined by 1.6 percentage points from the 63.3 percent LFPR in January 2020. In terms of magnitude, there was a decline of 22 thousand individuals in the labor force in January 2021 from the 2.2 million working population in January 2020.

**Figure 1. Labor Force Participation Rate, Ilocos Region
January 2020, October 2020, and January 2021**

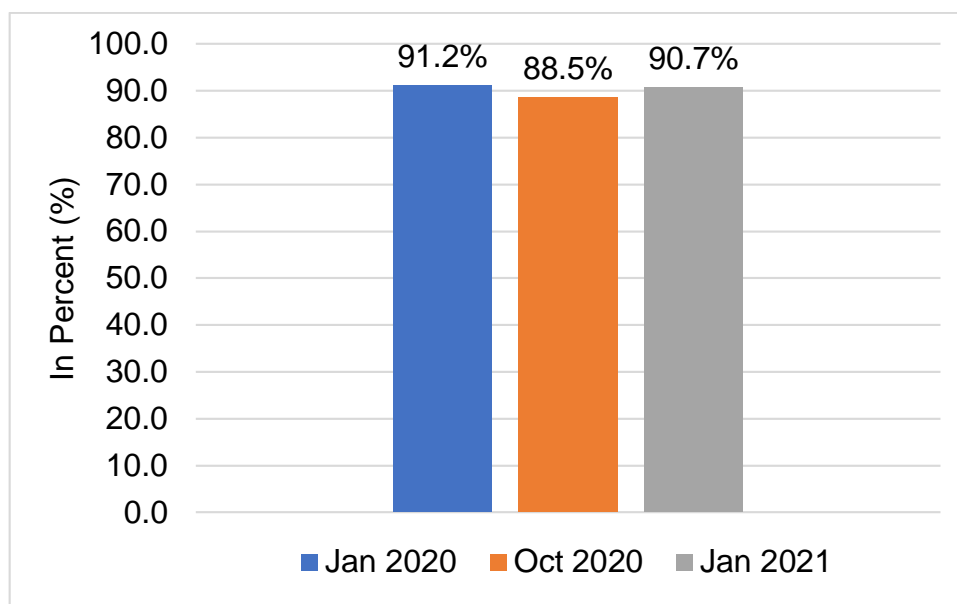


Note: Estimates for October 2020 and January 2021 are preliminary.

Source: Philippine Statistics Authority



**Figure 2. Employment Rate in the Ilocos Region
January 2020, October 2020, and January 2021**



Note: Estimates for October 2020 and January 2021 are preliminary.
Source: Philippine Statistics Authority

Nine out of 10 were employed in January 2021

Employed persons in the region January 2021 was estimated at 90.7 percent. This translates to a total of 2.0 million persons age 15 years old and over out of the 2.2 million who were in the labor force.

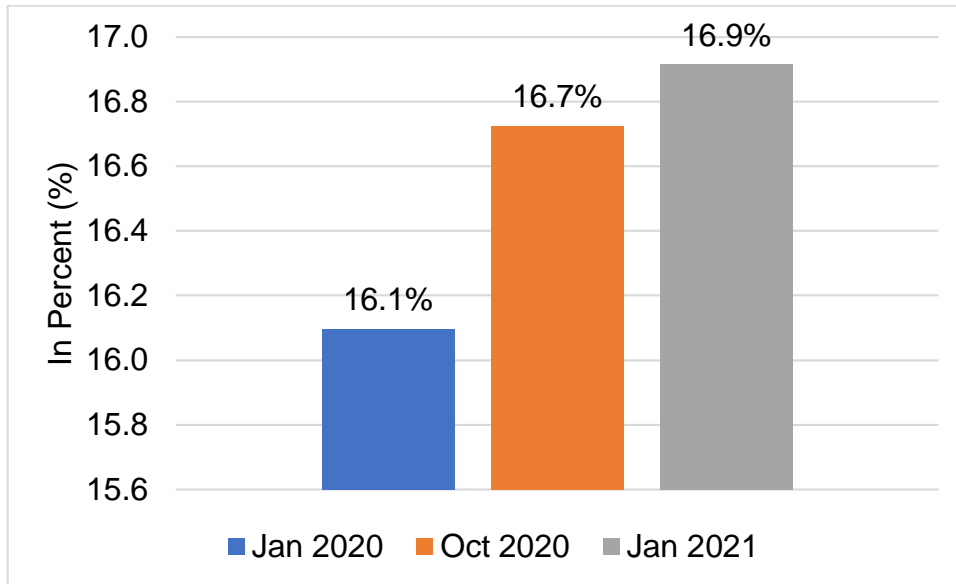
Employment Rate in the region decreased by 0.5 percent in January 2021 from 91.2 percent in January 2020. However, it was higher than the October 2020 employment rate (88.5 percent) by 2.2 percentage points.

About 16.9 percent were underemployed in January 2021

Underemployment rate or employed persons who expressed desire to have additional hours of work in their present job or to have an additional job, or to have a new job with longer hours of work was recorded at 16.9 percent in January 2021. This was higher than the 16.1 percent reported in January 2020 and the 16.7 percent record in October 2020.

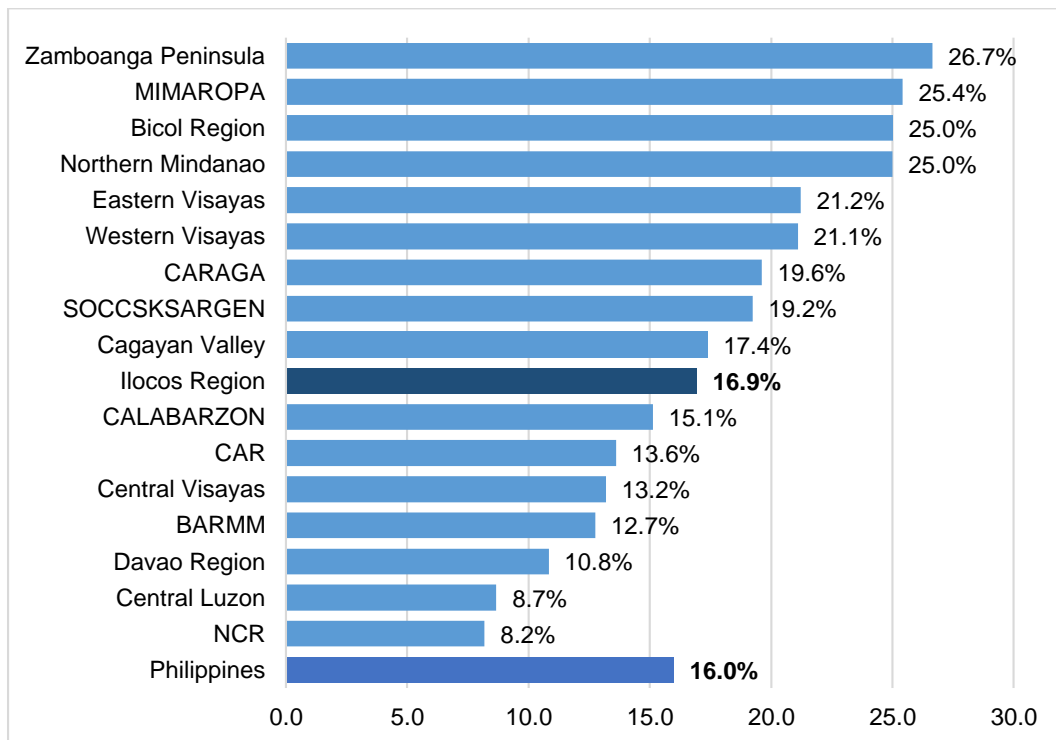
In terms of numbers, about 337 thousand persons were underemployed in January 2021. In January 2020, there were 325 thousand underemployed persons and 328 thousand underemployed persons reported in October 2020.

**Figure 3. Underemployment Rate in the Ilocos Region
January 2020, October 2020, and January 2021**



Note: Estimates for October 2020 and January 2021 are preliminary.
Source: Philippine Statistics Authority

**Figure 4. Underemployment Rate by Region, Philippines
January 2021**



Note: Estimates for January 2021 are preliminary.
Source: Philippine Statistics Authority

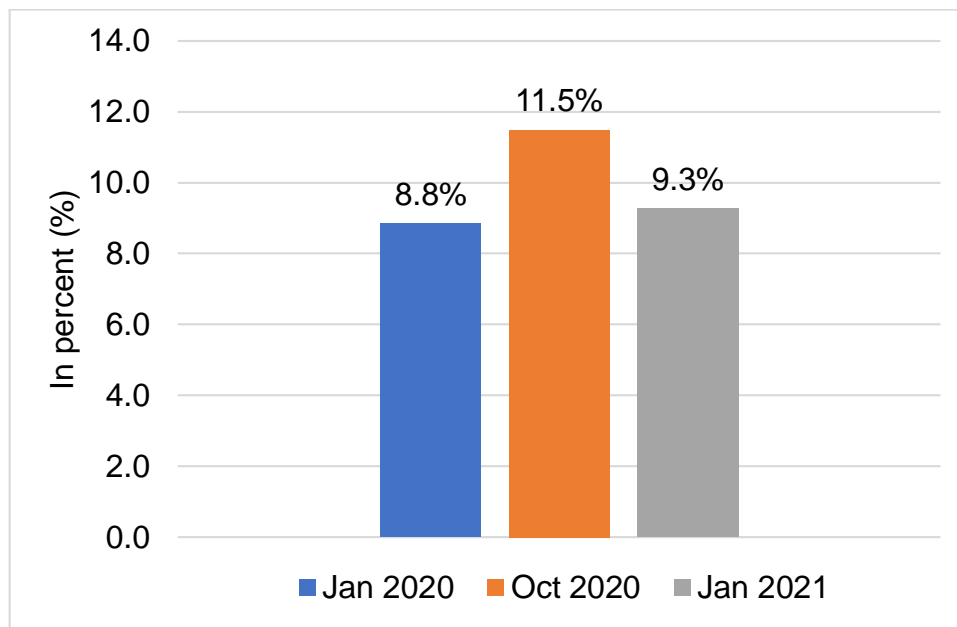
Ilocos Region ranked tenth-highest underemployment rate among the regions in January 2021 (Figure 4). The rank was lower compared to the January 2020 ranking (ninth-highest) and October 2020 (seventh-highest).

Unemployment rate was estimated at 9.3 percent

Unemployed person includes those who were 15 years old and over without work, currently available for work, and seeking work. The unemployment rate of the region was estimated at 9.3 percent or about 203 thousand unemployed persons. This was lower than the 8.7 percent national unemployment rate.

The unemployment rate in the Ilocos Region increased by 0.5 percentage point from the 8.8 percent unemployment rate in January 2020. However, it declined by 2.2 percentage points from the 11.5 percent in October 2020.

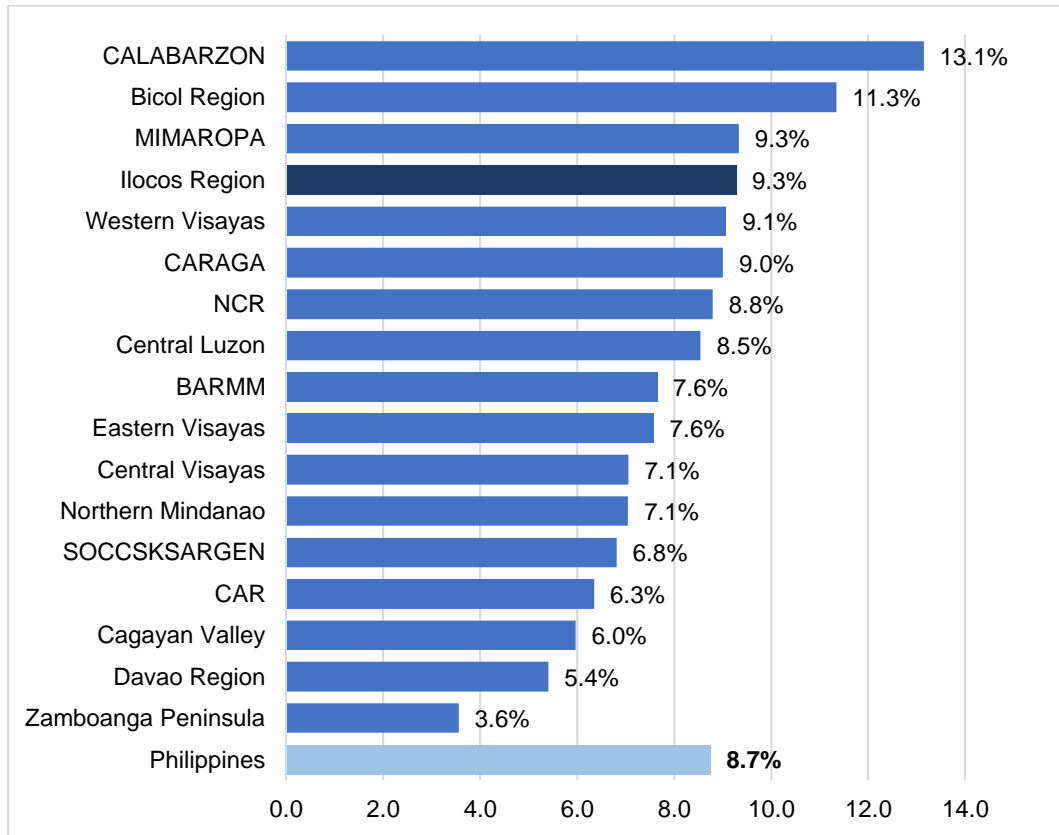
**Figure 5. Unemployment Rate in the Ilocos Region
January 2020, October 2020, and January 2021**



Note: Estimates for October 2020 and January 2021 are preliminary
Source: Philippine Statistics Authority

The Ilocos Region tied with MIMAROPA in terms of unemployment rate and ranked third-highest among the regions in the country.

Figure 6. Unemployment Rate by Region, Philippines: January 2021



Note: Estimates for January 2021 are preliminary.
Source: Philippine Statistics Authority

TECHNICAL NOTES

The Labor Force Survey (LFS) is a nationwide quarterly survey of households conducted by the Philippine Statistics Authority (PSA) to gather data on the demographic and socio-economic characteristics of the population.

With regions as domain, survey operations for January 2021 LFS ran from 08 to 30 January 2021, and covered 44,627 eligible sample households.

Overseas Filipino Workers are not considered part of the labor force in the Philippines. Hence, in the LFS, data on economic characteristics of household members who are overseas workers are not collected. In the LFS report, they are excluded in the estimation of the size of working population, i.e. population aged 15 years and older, and in the estimation of the labor force.

Work means any economic activity a person does for pay during the past week, in cash or in kind, in any establishment, office, farm, private home, or for profit; or without pay on a family farm or enterprise. It also includes the activities engaged in by a farm operator or member of the operator's family, on the farm operated by another household on exchange labor arrangement.

Population 15 Years Old and Over - This refers to number of population 15 years old and over excluding overseas workers. Overseas workers are excluded in the estimation of the size of working population (population aged 15 years and over) since the data on their economic characteristics are not collected because they are not considered part of the labor force in the country.

In the Labor Force or Economically Active Population - This refers to persons 15 years old and over who are either employed or unemployed in accordance with the definitions described as follows.

Employed persons include all those who, during the reference period are 15 years old and over as of their last birthday and are reported either:

- a. At work. Those who do any work even for one hour during the reference period for pay or profit, or work without pay on the farm or business enterprise operated by a member of the same household related by blood, marriage or adoption; or

- b. With a job but not at work. Those who have a job or business but are not at work because of temporary illness or injury, vacation or other reasons. Likewise, persons who expect to report for work or to start operation of a farm or business enterprise within two weeks from the date of the enumerator's visit are considered employed.

Underemployed persons include all employed persons who express the desire to have additional job, or to have a new job with longer working hours. Visibly underemployed persons are those who work for less than 40 hours during the reference period and want additional hours of work.

Unemployed persons include all those who, during the reference period, are 15 years old and over as of their last birthday and reported as:

- a. Without work, i.e., had no job or business during the reference period; and
- b. Currently available for work, i.e., were available and willing to take up work in paid employment or self-employment during the reference period, and/or would be available and willing to take up work in paid employment or self-employment within two weeks after the interview date; and
- c. Seeking work, i.e., had taken specific steps to look for a job or establish a business during the reference period, or
- d. not seeking work due to the following reasons: (1) tired or believed no work available, i.e., discouraged workers; (2) awaiting results of previous job application; (3) temporary illness or disability; (4) bad weather; and/or (5) waiting for rehire or job recall.

Persons Not in the Labor Force - Persons 15 years old and over who are neither employed nor unemployed according to the definitions mentioned. Those not in the labor force are persons who are not looking for work because of reasons such as housekeeping, schooling and permanent disability. Examples are housewives, students, disabled, or retired persons.


ATTY. SHEILA O. DE GUZMAN
Officer-in-Charge


JYY/TBO/DAPR/RKT