



# SPECIAL RELEASE

## CHICKEN SITUATION IN ILOCOS REGION 1<sup>st</sup> Semester 2021

**Date of Release:** 02 December 2021

Reference No. 2021- 089

### PRODUCTION

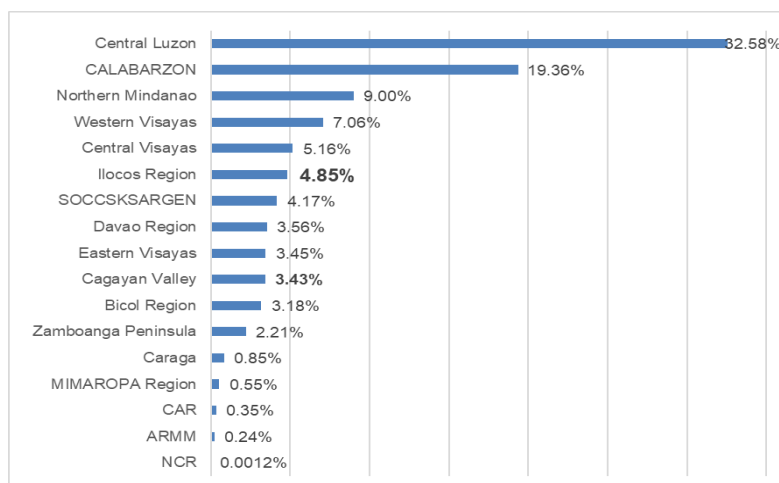
The total volume of chicken production in 1st semester 2021 was 40,513 metric tons, liveweight. This was 7.53 percent lower than the 43,812 metric tons liveweight chicken production in same period of 2020. Chicken production for both 1st and 2nd quarters decreased by 4.99 and 10.06 percent, respectively.

**Table 1. Volume of Production of Chicken by Quarter, Ilocos Region  
 1st Semester 2020-2021 (in metric ton, liveweight)**

Particulars	2021	2020	Percent Change
<b>1st Semester</b>	<b>40,513</b>	<b>43,812</b>	<b>(7.53)</b>
1st Quarter	20,809	21,903	(4.99)
2nd Quarter	19,704	21,909	(10.06)

Source: Philippine Statistics Authority, 2021 Backyard Livestock and Poultry Survey (BLPS) Survey (BLPS), Commercial Livestock and Poultry Survey (CLPS), and Compilation of Data from Slaughterhouses and Poultry Dressing Plants (CDSPDP)

**Figure 1. Percent Contribution of Volume of Chicken Production, by Region, Philippines 1st Semester 2021**



The Ilocos Region contributed 4.85 percent to the national production of 835,880 metric tons liveweight, ranking 6th among regions in the country.

## INVENTORY

The total inventory of chicken in Ilocos Region as of January 1, 2021 was 10.81 million birds. It increased by 1.29 percent from previous year's inventory of 10.68 million birds. The inventory further increased to 11.22 million birds as of April 1, 2021. This was higher by 5.41 percent than last year's level of 10.64 million birds. Increases in inventory were noted in Ilocos Norte and La Union.

**Table 2. Inventory of Chicken by Province, Ilocos Region as of January 1 and April 1, 2020-2021 (in birds)**

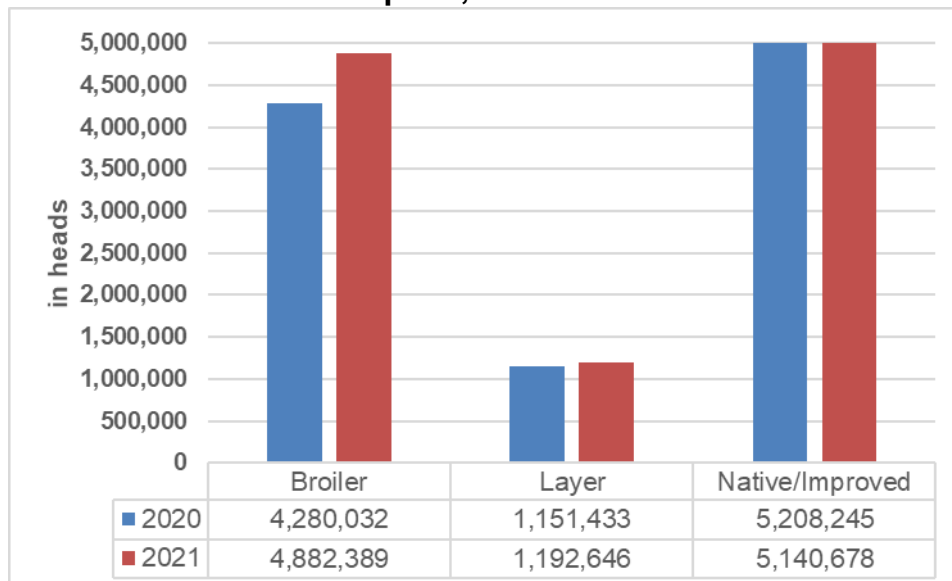
Geolocation	As of Jan 1		As of Apr 1		Percent Change	
	2021	2020	2021	2020	As of Jan 1	As of April 1
<b>ILOCOS REGION</b>	<b>10,814,014</b>	<b>10,675,824</b>	<b>11,215,713</b>	<b>10,639,710</b>	<b>1.29</b>	<b>5.41</b>
Ilocos Norte	2,200,180	1,871,087	2,197,997	1,907,301	17.59	15.24
Ilocos Sur	1,029,872	1,044,732	866,409	888,534	(1.42)	(2.49)
La Union	1,888,623	1,936,277	2,540,663	1,577,209	(2.46)	61.09
Pangasinan	5,695,339	5,823,728	5,610,644	6,266,666	(2.20)	(10.47)

Source: Philippine Statistics Authority, 2021 Backyard Livestock and Poultry Survey (BLPS) and Commercial Livestock and Poultry Survey (CLPS)

By type of chicken, the inventory of broiler as of April 1, 2021 was 4.88 million birds (Figure 2). It was higher by 14.07 percent compared with 4.28 million birds in the same period of 2020. Likewise, inventory of layers as of April 1, 2021 increased by 3.58 percent. On the other hand, the total population of Native/improved chicken as of April 1 decreased from 5.21 million birds in 2020 to 5.14 million birds. Native chicken had the highest share to the total chicken inventory in Ilocos Region as of April 1, 2021 with 45.84 percent while broiler chicken and layers shared 43.53 percent and 10.63 percent, respectively.



**Figure 2. Chicken Inventory by Type, Ilocos Region as of April 1, 2020 and 2021**

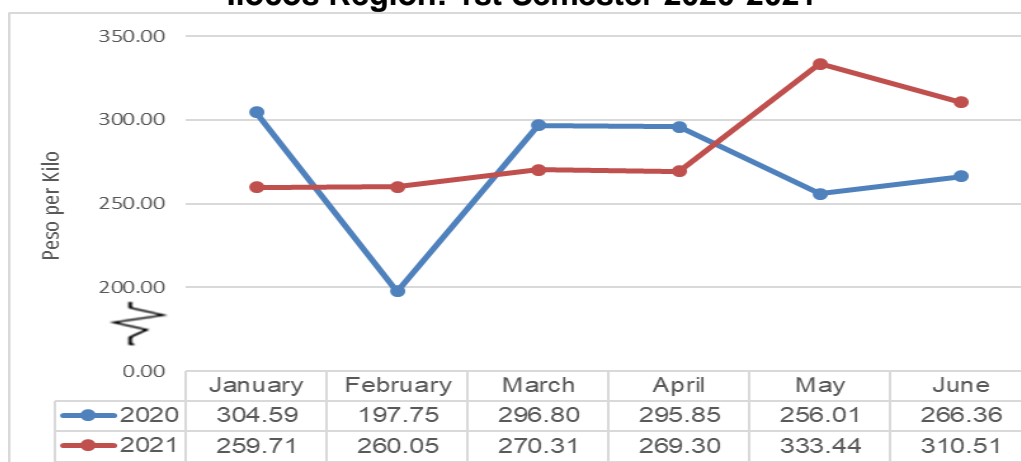


Source: Philippine Statistics Authority, 2021 Backyard Livestock and Poultry Survey (BLPS) and Commercial Livestock and Poultry Survey (CLPS)

## PRICES

The average farm price of chicken native live for 1st semester 2021 was PhP283.89 per kilo liveweight. This was higher by 5.31 percent than last year's price of PhP269.56 per kilo liveweight in same period. The highest price recorded was PhP 333.44 per kilo liveweight in May 2021.

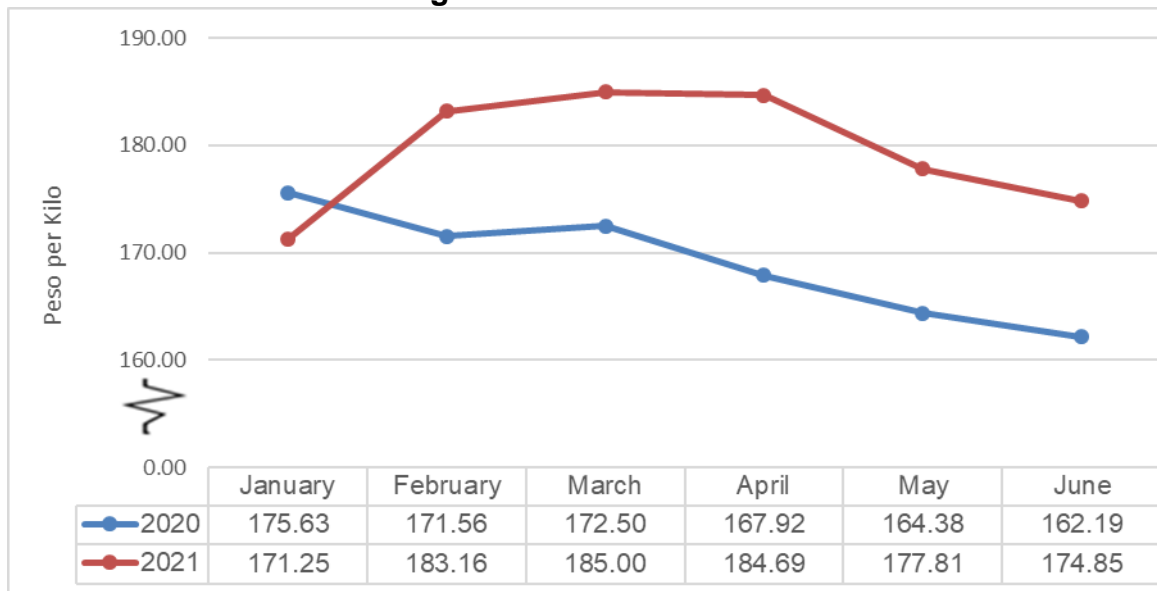
**Fig. 3. Monthly Average Farmgate Price of Chicken Native for Dressing Ilocos Region: 1st Semester 2020-2021**



Source : Philippine Statistics Authority, 2021 Farm Price Survey

Livewise , the average retail price of chicken broiler fully dressed this 1st semester 2021 increased by 6.17 percent from Php 169.03 per kilo in 1st semester 2020. The highest price recorded was Php 185.00 per kilo in March 2021.

**Fig. 4. Monthly Average Retail Prices of Chicken Fully Dressed Ilocos Region : 1st Semester 2020-2021**



Source: Philippine Statistics Authority, 2020 Retail Price Survey

## TECHNICAL NOTES

The data for this report is collected by the Philippine Statistics Authority (PSA) through two (2) major surveys, namely the Backyard Livestock and Poultry Survey (BLPS) and the Commercial Livestock and Poultry Survey (CLPS). Surveys are conducted simultaneously every quarter in all provinces.

### Concepts and Definitions

- **Production.** Refers to the volume of indigenous (locally-raised) animals disposed for slaughter which include animals exported or shipped-out for slaughter (in “head” and in “liveweight equivalent”).
- **Animal Inventory (also, Animal Population)** – the number of domesticated animals in head present in the farm at specific reference date.
- **Chicken** - refers to a domestic poultry raised for meat, eggs, by products and other purposes. It is also the most popular poultry species different from turkey, ducks, quails, geese, etc.
- **Farm price-** refers to the price received by poultry raisers for their produce at the location of farm. Thus, marketing costs such as transport and other marketing cost (if any) incurred in selling the produce are not included in the farmgate prices

  
**ATTY SHEILA O. DE GUZMAN**  
OIC -Regional Director

  
JYY/TBO/DAI

