



# SPECIAL RELEASE

## Employment of Ilocos Region in October 2020

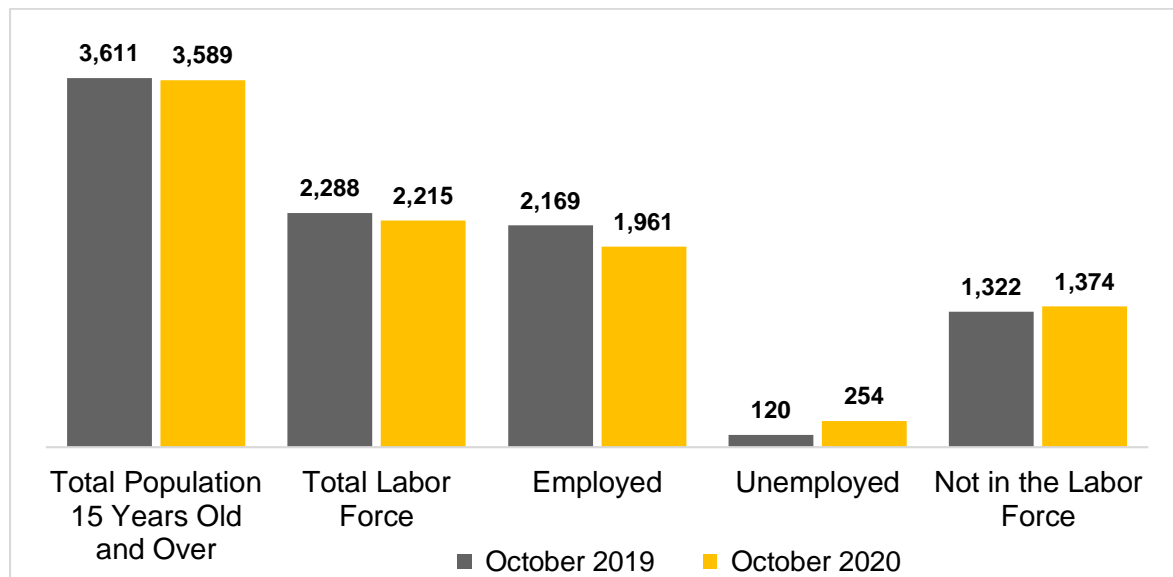
Date of Release: 03 November 2021

Reference No.: 2021-86

### More than 61 percent of the population 15 years old and over are in the labor force

The labor force participation rate (LFPR) of the Ilocos Region was estimated at 61.7 percent in October 2020. This accounted for 2.2 million people 15 years old and over who were either employed or unemployed in October 2020. The LFPR in the region decreased by 1.7 percentage points from 63.4% in 2019 to 61.7% LFPR in 2020.

**Figure 1. Distribution of Population 15 Years Old and Over by Employment Status, Ilocos Region: October 2019 and 2020 (In Thousands)**



Source: Philippine Statistics Authority

### Employment rate registers at 88.5 percent

The total number of employed persons was reported at 1.9 million persons of the estimated 2.2 million in the labor force in October 2020. The proportion of employed persons to the total labor force was estimated at 88.5 percent lower than the national estimate of 91.3 percent.

The percentage of employed persons in the Ilocos Region decreased by 6.2 percentage points from 94.8 in October 2019 to 88.5 percent in October 2020.



REPUBLIC OF THE PHILIPPINES

**PHILIPPINE STATISTICS AUTHORITY**

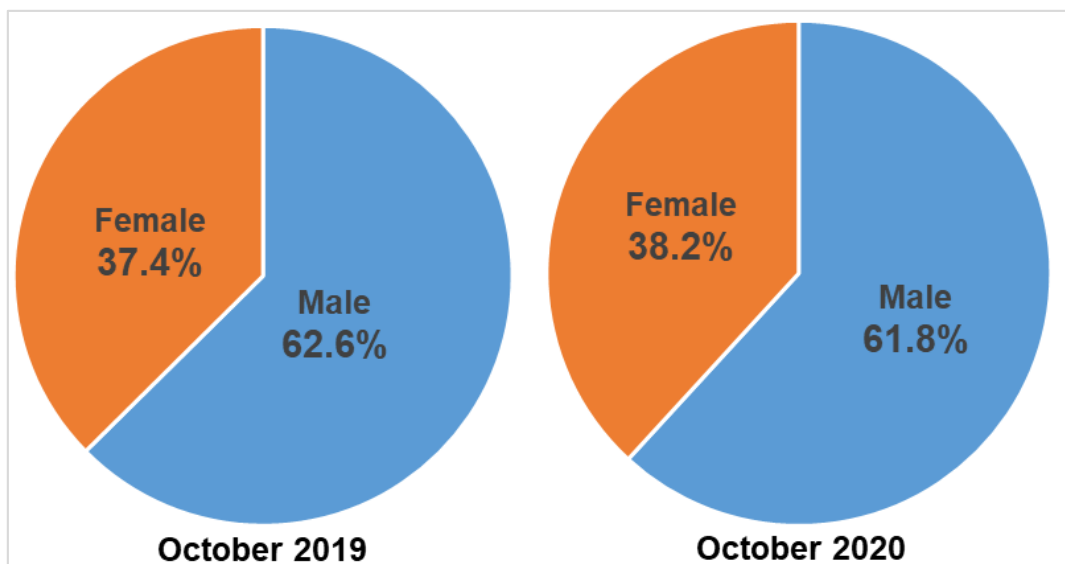
REGIONAL STATISTICAL SERVICES OFFICE I

### **Employed males decreased to 61.8 percent in October 2020**

Of the estimated 1.9 million employed persons in October 2020, 61.8 percent were males and 38.0 percent were females.

There was a decrease in the percentage of employed males in the region by 0.8 percentage points. The decrease in males corresponds to the increase in the percentage of employed females in the region by 0.8 percentage points.

**Figure 2. Percent Distribution of Employed Persons by Sex, Ilocos Region: October 2019 and October 2020**



Source: Philippine Statistics Authority

### **Most employed persons have junior high school education**

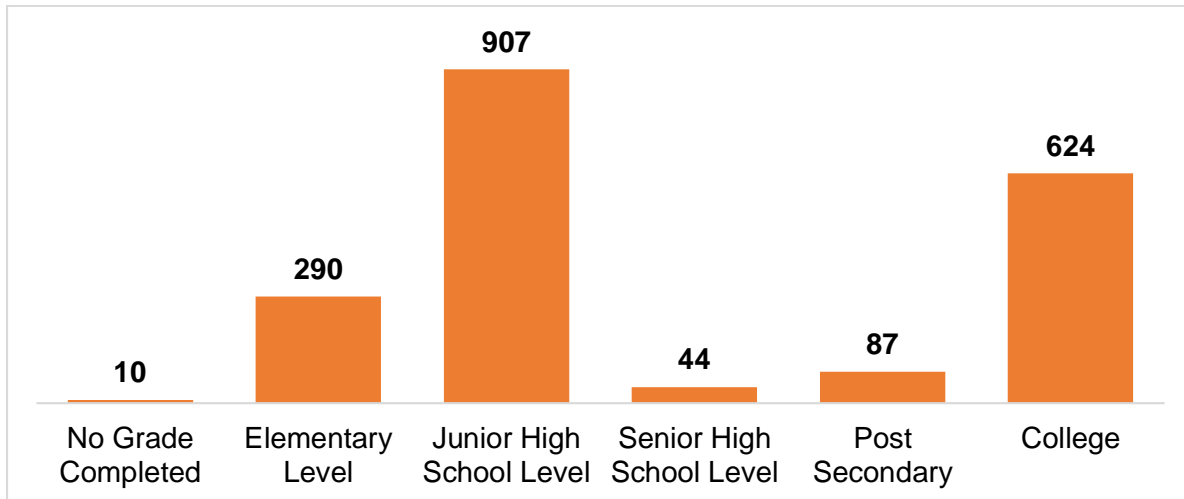
In terms of educational attainment of employed persons in Ilocos Region, 907 thousand employed persons have junior high school education of which 79.0 percent graduated while 21.0 percent did not graduate in October 2020.

College level of education accounted for 624 thousand employed persons of which 65.4 percent earned a bachelor's degree while 34.6 percent did not finish college. Employed persons with an elementary level of education recorded 290 thousand of which 64.8 percent graduated and 35.2 percent did not.

The percentage of the employed persons with no education completed recorded 10 thousand persons equivalent to 0.5 percent of the employed person in Ilocos Region.



**Figure 3. Number of Employed Persons by Highest Grade Completed  
Ilocos Region: October 2020 (In Thousands)**



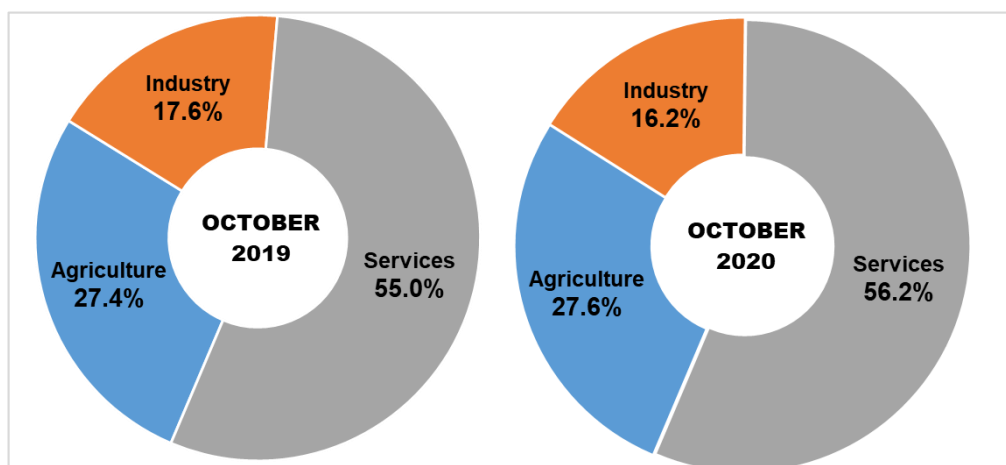
Source: Philippine Statistics Authority

**More than 61 percent of employed persons are in the services sector**

Employed persons were grouped into three broad sectors, namely, agriculture, industry, and service sector. The services sector recorded the highest employment in October 2020 accounting for 56.2 percent of the employed persons in the Ilocos Region. Employed persons in Agriculture sector comprised 27.4 percent followed by the Industry sector with 17.6 percent of the total employed persons.

In October 2020, the employed persons in the Services sector and Agriculture sector climb by 1.2 percentage points and 0.2 percentage points, respectively. This corresponds to the decrease of employed persons in the Industry sector of 1.4 percentage points.

**Figure 4. Percent Distribution of Employed Persons by Broad Industry Group  
Ilocos Region: October 2019 and October 2020**



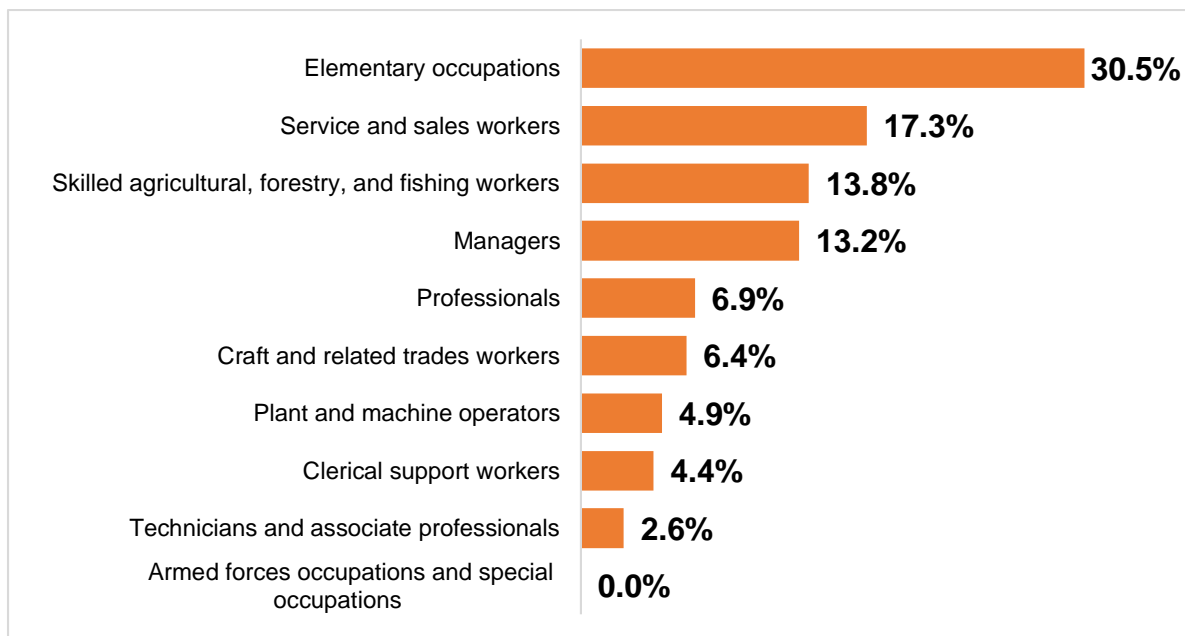
Source: Philippine Statistics Authority



### About 30.5 percent of workers were engaged in elementary occupations

Among the occupation groups, workers in the elementary occupations have the largest group making up 30.5 percent of the total employed in the Ilocos Region. Service and sales workers composed the second largest occupation group which accounted for 17.3 percent, followed by skilled agricultural, forestry, and fishing workers (13.8%), and managers (13.2%).

**Figure 5. Percent Distribution of Employed Persons by Major Occupations  
Ilocos Region: October 2020**



Source: Philippine Statistics Authority

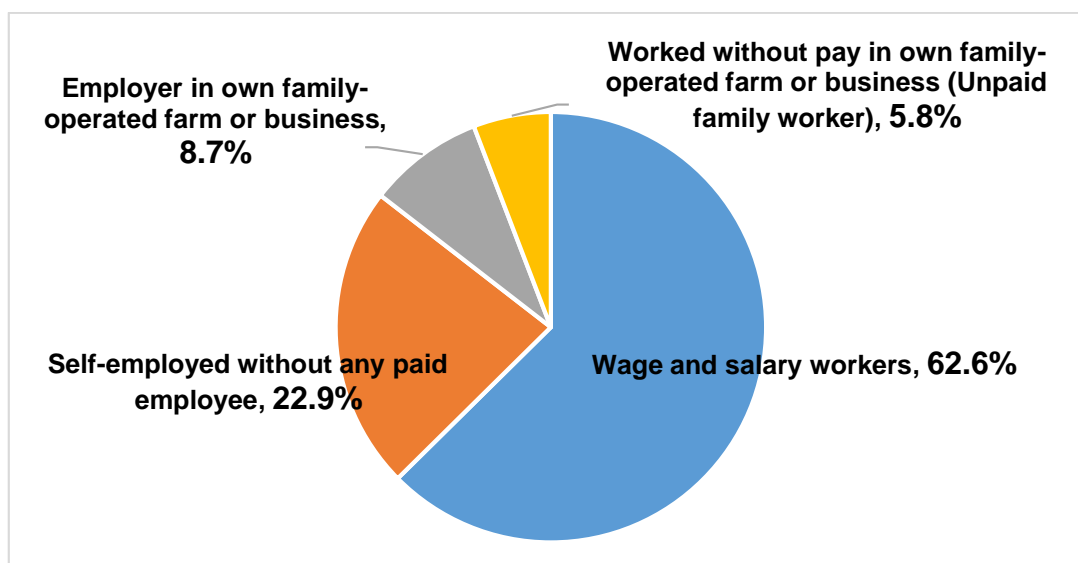
### Wage and salary workers contributed more than 60 percent of the total employed

Employed persons can be classified into four classes of workers which are wage and salary workers, self-employed workers without any paid employee, employers in own family-operated farm or business, and those unpaid family workers. Wage and salary workers composed of 62.6 percent of the total employed, of which workers in private establishments accounted the largest share (46.4%), followed by workers in government or government corporation (11.2%), workers in private establishments (4.8%), and workers with pay in own family-operated farm or business (0.2%).

The second largest group of class of workers were the self-employed without any paid employee making up 22.9 percent of the total employed in October 2020. The employer in own family-operated farm or business accounted for 8.7 percent while the unpaid family worker comprised 5.8 percent.



**Figure 6. Percent Distribution of Employed Persons by Class of Worker  
 Ilocos Region: October 2020**

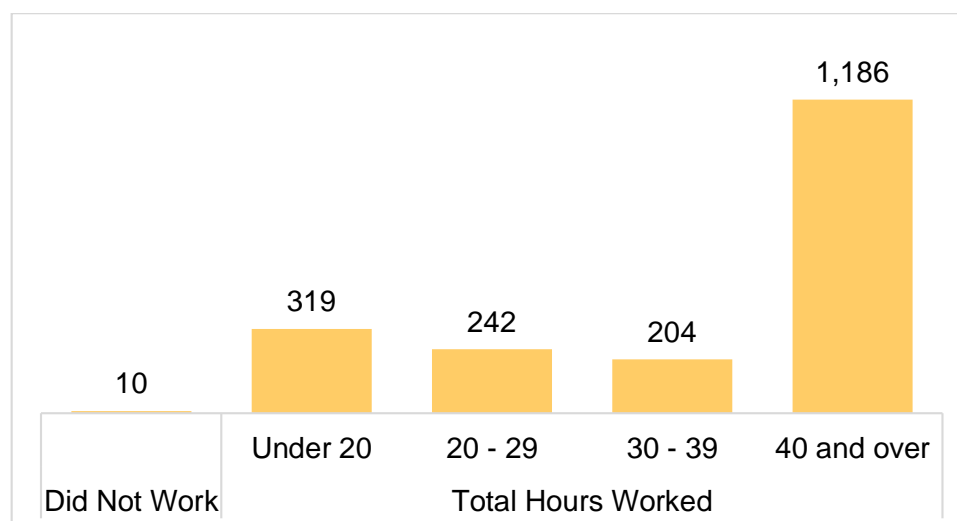


Source: Philippine Statistics Authority

**Full-time workers make up 60.5 percent of the total employed persons**

Employed persons are either full-time workers or part-time workers. Full-time workers refer to those who worked for 40 hours or more in a week, while those who worked for less than 40 hours were considered part-time workers. Of the total employed persons of Ilocos Region in October 2020, nearly 1.2 million persons (60.5%) were full-time workers while 765 thousand (39.0%) were part-time workers. Those who did not report for work during the reference week comprised 0.5 percent. In addition, the average hours worked per week in October 2020 was 39.2.

**Figure 7. Number of Employed Persons by Total Hours Worked, Ilocos Region:  
 October 2020 (In Thousands)**



Source: Philippine Statistics Authority



REPUBLIC OF THE PHILIPPINES

**PHILIPPINE STATISTICS AUTHORITY**

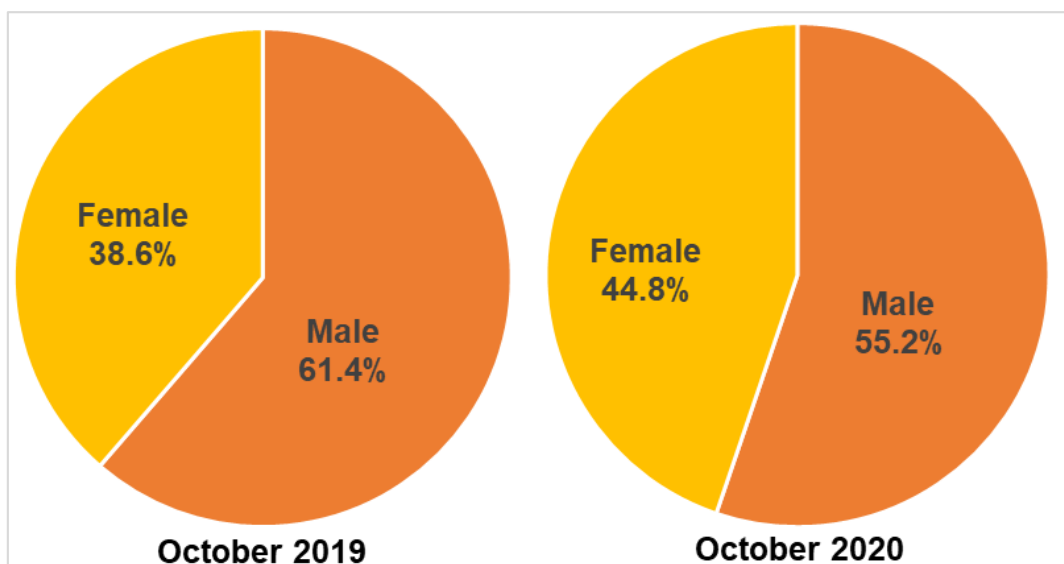
REGIONAL STATISTICAL SERVICES OFFICE I

### Unemployment in Ilocos region climb to 11.5 percent

In October 2020, the unemployed persons in Ilocos Region numbered about 254 thousand resulting in an unemployment rate of 11.5 percent. Of the total unemployment in October 2020, unemployed males were 55.2 percent while 44.8 percent were females.

The unemployment rate in Ilocos Region increased by 6.2 percentage points in October 2020 from the unemployment rate of 5.2 in October 2019.

**Figure 8. Percent Distribution of Unemployed Persons by Sex, Ilocos Region: October 2019 and October 2020**



Source: Philippine Statistics Authority



REPUBLIC OF THE PHILIPPINES

# **PHILIPPINE STATISTICS AUTHORITY**

REGIONAL STATISTICAL SERVICES OFFICE I

## **TECHNICAL NOTES**

The Labor Force Survey (LFS) is a nationwide quarterly survey of households conducted by the Philippine Statistics Authority (PSA) to gather data on the demographic and socio-economic characteristics of the population.

**Work** means any economic activity a person does for pay during the past week, in cash or in kind, in any establishment, office, farm, private home, or for profit; or without pay on a family farm or enterprise. It also includes the activities engaged in by a farm operator or member of the operator's family, on the farm operated by another household on exchange labor arrangement.

**The data on occupation and industry** relate to the job held by employed persons during the past week. Occupation refers to the specific kind of work a person does, while industry refers to the nature or character of the business or enterprise or the place where a person works. Persons employed in two or more jobs are reported in the job: (1) that is permanent, whether full time or part time; (2) where they worked more hours, if all are permanent jobs; or (3) where they derive more income, if all are permanent jobs with equal hours of work.

The 2009 Philippine Standard Industrial Classification (PSIC) codes were used starting January 2012 while the 2012 Philippine Standard Occupational Classification (PSOC) codes were used starting April 2016.

**Worked for private household** - These are employed persons working for pay in a private household, in cash or in kind. Examples are domestic helper, household cook, gardener, and family driver.

**Worked for private establishment** - These are persons working for pay in a private establishment, in cash or in kind. Examples are public transport drivers who do not own the vehicle but drive them on boundary basis, persons working in public work projects on private contractors, dock hands or stevedores, and cargo handlers in railroad stations or piers. This category includes not only persons working for a private industry but also those working for a religious group, missionary, unions and non-profit organizations, as well as Filipinos working in embassies, legation, chancelleries or consulates of foreign government in the Philippines, and Filipinos working in international organizations of sovereign states of governments like the United Nations (UN) and World Health Organization (WHO).

**Worked for government and government-controlled corporation** - These are persons working for the Philippine government or a government corporation or any of its instrumentalities. This category of worker includes the following workers: employees of national government agencies and local government units; employees of government-owned and -controlled corporations and financial institutions like the Government Service and Insurance System (GSIS), Social Security System (SSS), National Power Corporation (NPC), Bangko Sentral ng Pilipinas (BSP); and civilian and military personnel of the Armed Forces of the Philippines (AFP) including chaplains, doctors, nurses, and dentists.

**Self-employed** - These are persons who operate their own businesses or trades and



REPUBLIC OF THE PHILIPPINES

## **PHILIPPINE STATISTICS AUTHORITY**

REGIONAL STATISTICAL SERVICES OFFICE I

do not employ paid workers in the conduct of their economic activities. This category includes workers who worked purely on commission basis and who may not have regular working hours.

**Employers** - These are persons who employ one or more paid employees in the operation of their businesses or trades. Thus, domestic helpers, family drivers and other household helpers who assist in the family-operated business, regardless of time spent in this activity, are not hired employees in the enterprise/business. A farm or business proprietor who is assisted purely by such domestic help is not also considered an employer.

**Worked with pay in own family-operated farm or business** - These are members of the household who receive cash, or fixed share of the produce, as payment for their services in a farm or business operated by another member living in the same household.

**Worked without pay in own family-operated farm or business** - These are members of the household who assist in the operation of own family-operated farm or business, and do not receive any wage or salary for their work. The room and board and any cash allowance given as incentives are not counted as compensation for these family workers.

**Number of hours worked** refers to the actual number of hours engaged in by a person in all the jobs or businesses that he or she held during the past week. It includes the duration or the period when the person was occupied with his or her work, including overtime, but excluding hours paid but not worked. The normal working hours per day is the usual or prescribed working hours of a person in his or her primary job or business which is considered a full day's work.

**Population 15 Years Old and Over** - This refers to number of population 15 years old and over excluding overseas workers. Overseas workers are excluded in the estimation of the size of working population (population aged 15 years and over) since the data on their economic characteristics are not collected because they are not considered part of the labor force in the country.

**In the Labor Force or Economically Active Population** - This refers to persons 15 years old and over who are either employed or unemployed in accordance with the definitions described as follows.

**Employed persons** include all those who, during the reference period are 15 years old and over as of their last birthday and are reported either:

- a. At work. Those who do any work even for one hour during the reference period for pay or profit, or work without pay on the farm or business enterprise operated by a member of the same household related by blood, marriage or adoption; or
- b. With a job but not at work. Those who have a job or business but are not at work because of temporary illness or injury, vacation or other reasons. Likewise, persons who expect to report for work or to start operation of a farm or business enterprise within two weeks from the date of the enumerator's visit are considered employed.





REPUBLIC OF THE PHILIPPINES

**PHILIPPINE STATISTICS AUTHORITY**

REGIONAL STATISTICAL SERVICES OFFICE I

**Unemployed persons** include all those who, during the reference period, are 15 years old and over as of their last birthday and reported as:

- a) Without work, i.e., had no job or business during the reference period; and
- b) Currently available for work, i.e., were available and willing to take up work in paid employment or self-employment during the reference period, and/or would be available and willing to take up work in paid employment or self-employment within two weeks after the interview date; and
- c) Seeking work, i.e., had taken specific steps to look for a job or establish a business during the reference period, or not seeking work due to the following reasons: (1) tired or believed no work available, i.e., discouraged workers; (2) awaiting results of previous job application; (3) temporary illness or disability; (4) bad weather; and/or (5) waiting for rehire or job recall.

**Persons Not in the Labor Force** - Persons 15 years old and over who are neither employed nor unemployed according to the definitions mentioned. Those not in the labor force are persons who are not looking for work because of reasons such as housekeeping, schooling and permanent disability. Examples are housewives, students, disabled, or retired persons.

Starting with the January 2020 LFS round, the population projections based on the 2015 Population Census (2015 PopCen) has been adopted to generate the labor force statistics. For comparison, population projections based on the 2015 PopCen was likewise used in the October 2019 labor force statistics.

  
**ATTY. SHEILA O. DE GUZMAN**

Officer-in Charge, RSSO I

  
JYY/TBO/DAPR/RKT