



SPECIAL RELEASE

Palay Production in the Ilocos Region increases in 2nd Quarter 2021

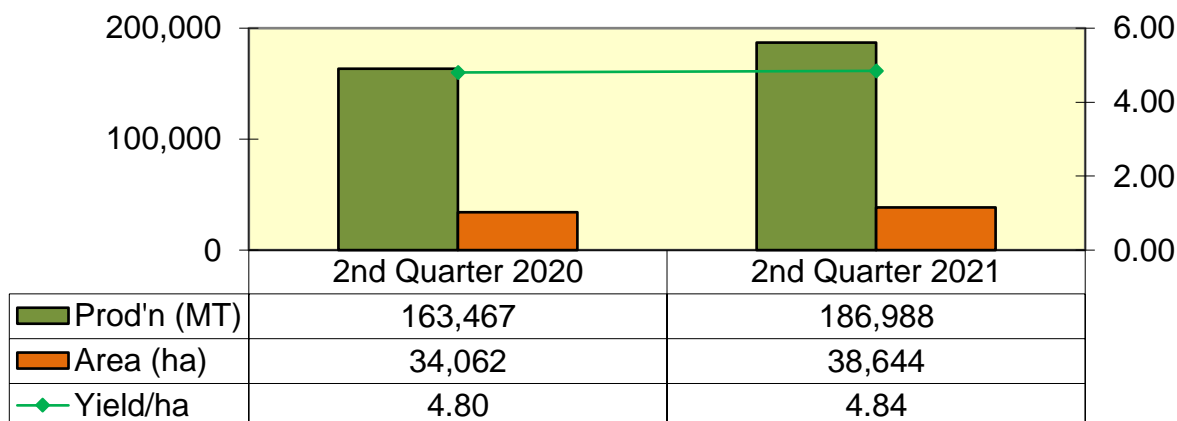
Date of Release: 15 October 2021

Reference No. 2021-76

The volume of palay production in the Ilocos Region registered higher growth in 2nd quarter 2021 compared to its level a year ago. The production recorded at 186,988 metric tons, or 14.39 percent higher than the 163,467 metric tons output in 2nd quarter 2020. All this palay output were irrigated. The Ilocos Region accounted 4.48 percent of the total palay production of the country in 2nd quarter 2021.

As to the harvest area, the region recorded an increase of 13.45 percent or 38,644 hectares from the 34,062 hectares in the 2nd quarter 2020. Meanwhile, the yield per hectare went up from 4.80 metric tons to 4.84 metric tons.

**Figure 1. Palay Estimates, Ilocos Region
2nd Quarter 2020 and 2nd Quarter 2021**



Source: Palay Production Survey, PSA



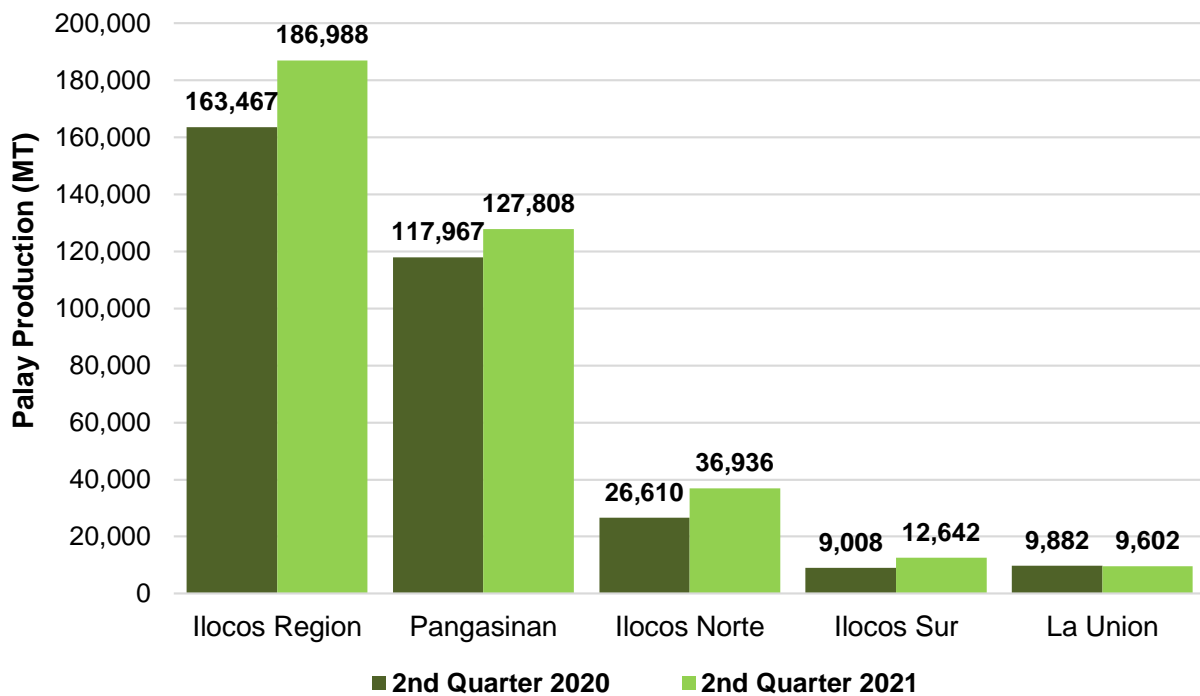
Management System
ISO 9001:2015



www.tuv.com
ID 9108640991

All the provinces of the region, except La Union, posted higher volume of palay production in 2nd quarter 2021.

**Figure 2. Palay Production (MT) by Province, Ilocos Region
2nd Quarter 2020 and 2nd Quarter 2021**

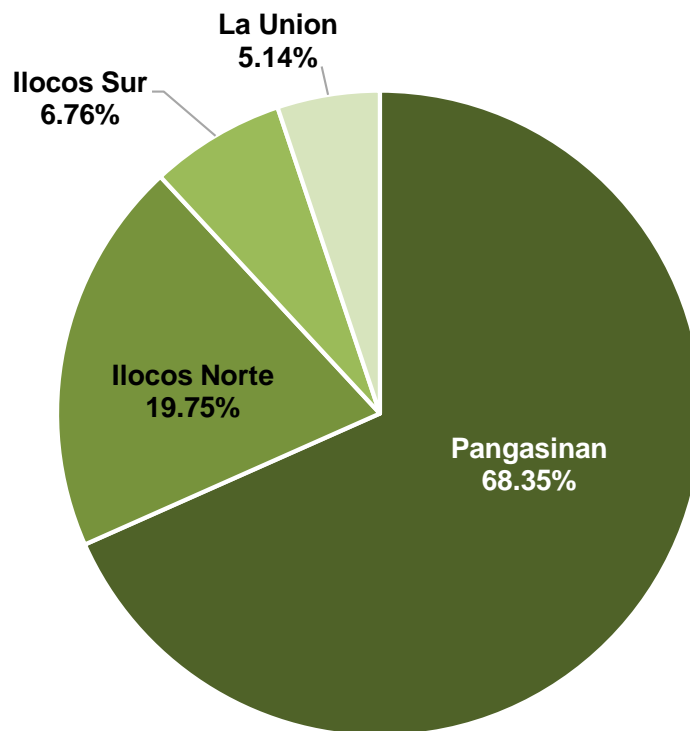


Source: Palay Production Survey, PSA

Pangasinan has the bulk of palay production among the provinces, contributing 68.35 percent of the total output of the region in 2nd quarter 2021. The province posted a production of 127,808 metric tons during the period, higher than the output in 2nd quarter 2020 of 117,967 metric tons. Expansion in area harvested of 7.43 percent from 25,046 hectares to 26,907 hectares were also noted. Moreover, the yield per hectare improved from 4.71 metric tons in 2nd quarter 2020 to 4.75 metric tons in 2nd quarter 2021.



**Figure 3. Percentage Distribution of Volume of Palay Production by Province
Ilocos Region: 2nd Quarter 2021**



The province of Ilocos Norte, which shared 19.75 percent to the total palay production of the Ilocos Region in 2nd quarter 2021, recorded 36,936 metric tons output. This is 38.80 percent higher than the production of 26,610 metric tons in 2nd quarter 2020. The harvest area during the period went up from 5,108 hectares to 7,172 hectares. The yield per hectare, however, declined from 5.21 metric tons to 5.15 metric tons.

The volume of palay production in Ilocos Sur registered 40.34 percent increase compared to its output in 2nd quarter 2020. The recorded palay produce of the province this 2nd quarter 2021 is 12,642 metric tons. The harvest area increased from 1,741 hectares to 2,450 hectares during the period. However, the yield per hectare went down from 5.17 metric tons in 2nd quarter 2020 to 5.16 metric tons in 2nd quarter 2021.

The province of La Union, which shared 5.14 percent to the total palay production of the Ilocos Region in 2nd quarter 2021, recorded 9,602 metric tons during the period. The output was lower by 2.83 percent from the 9,882 metric tons record in 2nd quarter 2020. The harvest area decreased from 2,167 hectares to 2,115 hectares. The yield per hectare also declined from 4.56 metric tons to 4.54 metric tons.

**Table 1. Palay Production Estimates by Province
Ilocos Region: 2nd Quarter 2020 and 2nd Quarter 2021**

ITEM	2nd Quarter		Growth Rate (%)
	2020	2021	
PRODUCTION (MT)	163,467	186,988	14.39
Ilocos Norte	26,610	36,936	38.80
Ilocos Sur	9,008	12,642	40.34
La Union	9,882	9,602	(2.83)
Pangasinan	117,967	127,808	8.34
AREA HARVESTED (Ha)	34,062	38,644	13.45
Ilocos Norte	5,108	7,172	40.41
Ilocos Sur	1,741	2,450	40.72
La Union	2,167	2,115	(2.40)
Pangasinan	25,046	26,907	7.43
YIELD/HECTARE	4.80	4.84	0.83
Ilocos Norte	5.21	5.15	(1.14)
Ilocos Sur	5.17	5.16	(0.27)
La Union	4.56	4.54	(0.44)
Pangasinan	4.71	4.75	0.85

Note: Details may not add up to total due to rounding

Source: Palay Production Survey, PSA



TECHNICAL NOTES

- The Palay Production Survey (PPS) is conducted simultaneously with Corn Production Survey (CPS). The survey generates estimates on palay production, area and yield and other production-related data that serve as inputs for policymaking and programs on palay/rice. The PPS covers sample-farming households in sample barangays in all provinces. It is conducted quarterly with the following quarters as the reference periods:

April Round Survey - January to March

July Round Survey - April to June

October Round Survey - July to September

January Round Survey - October to December


ATTY. SHEILA O. DE GUZMAN
Officer-in-Charge


JYY/TBO/KJAG



Parammata Bldg. C, Diversion Road, Sitio 5, Brgy. Biday, City of San Fernando, La Union
Telefax: 607-0247/ 888-2582
www.rss01.psa.gov.ph