



SPECIAL RELEASE

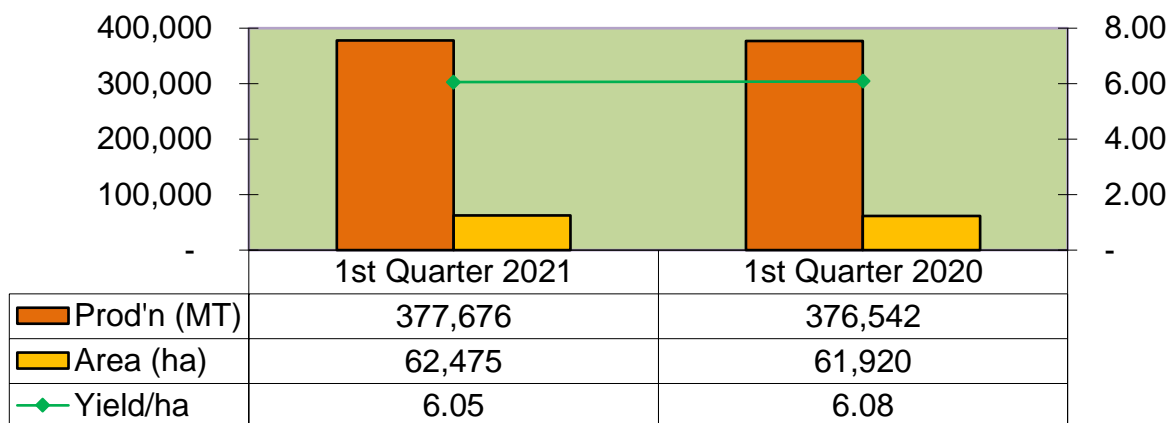
Corn Production in the Ilocos Region I grows in 1st Quarter 2021

Date of Release: 02 August 2021
 Reference No. 2021-070

The corn production in the Ilocos Region in 1st quarter 2021 grew by 0.30 percent. From the output of 376,542 metric tons in the same period last year, it went up to 377,676 metric tons this 1st quarter 2021. The harvest area also expanded from 61,920 hectares to 62,475 hectares. However, the yield per hectare decreased from 6.08 metric tons to 6.05 metric tons. The Ilocos Region ranked second among the regions in the country in terms of volume of corn production and yield per hectare during the period.

The provinces of Ilocos Norte and Pangasinan managed to record positive growth in corn output, while La Union and Ilocos Sur experienced contraction.

**Figure 1. Corn Estimates, Ilocos Region
 1st Quarter 2021 and 1st Quarter 2020**



Source: Corn Production Survey, PSA

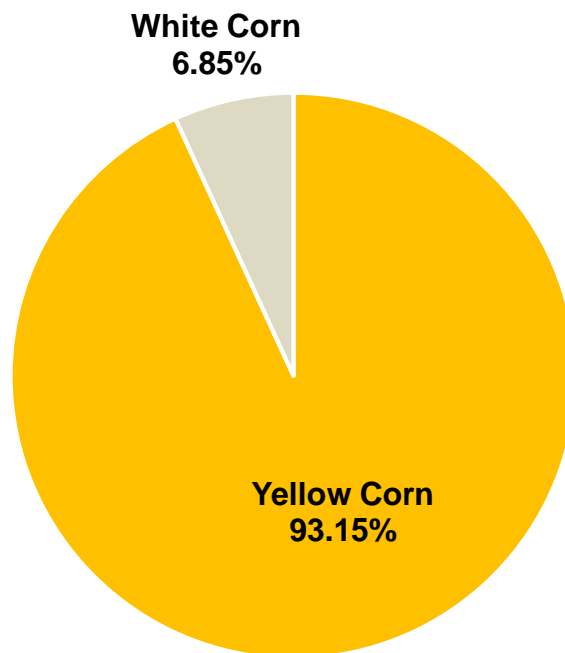


Management System
 ISO 9001:2015
 www.tuv.com
 ID 9108640991



About 93.15 percent of the total production of the Ilocos Region in 1st quarter 2021 were yellow corn. In terms of the area harvested, yellow corn comprised 89.75 percent while 10.25 percent for white corn.

Figure 2. Percentage Distribution of Volume of Corn Production by Type, Ilocos Region: 1st Quarter 2021

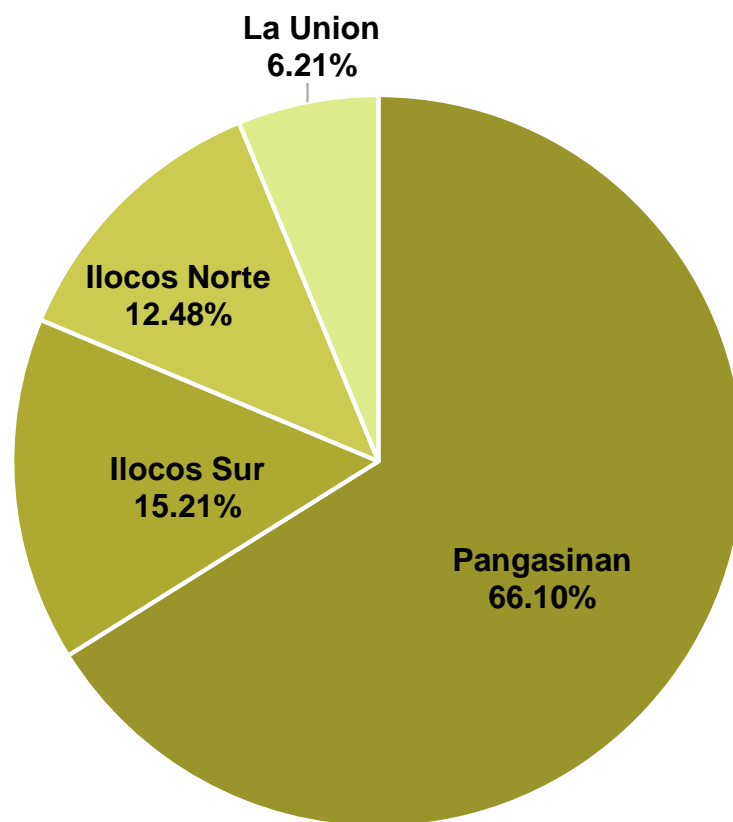


Bulk of corn harvest came from Pangasinan. During the period, the province recorded 249,628 metric tons volume of corn production. This is higher by 1.81 percent from the 245,191 metric tons output in 1st quarter 2020. The harvest area also expanded from 39,324 hectares to 40,450 hectares due to shifting from onion and tobacco. About 96.03 percent of the total area harvested were yellow corn. On the other hand, the yield per hectare went down from 6.24 metric tons to 6.17 metric tons due to insufficient water supply during the vegetative stage.

The volume of corn production in Ilocos Sur contracted in 1st quarter 2021. The output was posted at 57,459 metric tons, or 3.73 percent lower than the record in 1st quarter 2020 of 59,688 metric tons. Late plantings of yellow corn resulted to the overall decline in the harvest area from 9,954 hectares to 9,527 hectares. Yellow corn comprised 85.12 percent of the total corn

area harvested in the province, while the remaining 14.88 percent were white corn. Meanwhile, the yield per hectare improved from 6.00 metric tons to 6.03 metric tons. The province ranked second in terms of volume of production in 1st quarter 2021 with 15.21 percent share.

Figure 3. Percentage Distribution of Volume of Corn Production by Province, Ilocos Region: 1st Quarter 2021



Ilocos Norte ranked third among the four provinces of the region in terms of volume of corn production in 1st quarter 2021. The province registered production of 47,119 metric tons, higher by 3.64 percent from the output in 1st quarter 2020 of 45,466 metric tons. The harvest area increased from 8,158 metric tons to 8,416 metric tons due to shifting from crops like tobacco, tomato, peanut, and mongo. The yield per hectare, likewise, improved from 5.57 metric tons to 5.60 metric tons. Yellow corn dominated the corn areas of the province sharing 71.66 percent.



The province of La Union produced 23,470 metric tons of corn during the 1st quarter 2021. This is 10.41 percent lower than the output in the previous year of the same period. Decreased plantings of yellow corn due to lower demand resulted to lesser area harvested. The overall harvest area shrunk to 4,082 hectares from the 4,484 hectares in 1st quarter 2021. The yield per hectare also went down from 5.84 metric tons to 5.75 metric tons.

**Table 1. Corn Production Estimates by Province
Ilocos Region: 1st Quarter 2021 and 1st Quarter 2020**

ITEM	1st Quarter		Growth Rate (%)
	2021	2020	
PRODUCTION (MT)	377,676	376,542	0.30
Ilocos Norte	47,119	45,466	3.64
Ilocos Sur	57,459	59,688	(3.73)
La Union	23,470	26,197	(10.41)
Pangasinan	249,628	245,191	1.81
AREA HARVESTED (Ha)	62,475	61,920	0.90
Ilocos Norte	8,416	8,158	3.16
Ilocos Sur	9,527	9,954	(4.29)
La Union	4,082	4,484	(8.97)
Pangasinan	40,450	39,324	2.86
YIELD/HECTARE	6.05	6.08	(0.59)
Ilocos Norte	5.60	5.57	0.46
Ilocos Sur	6.03	6.00	0.58
La Union	5.75	5.84	(1.59)
Pangasinan	6.17	6.24	(1.02)

Note: Details may not add up to total due to rounding
Source: Palay Production Survey, PSA



TECHNICAL NOTES

- The Corn Production Survey (CPS) is a quarterly survey of the Philippine Statistics Authority conducted simultaneously with the Palay Production Survey (PPS). The survey generates estimates on corn production, area and yield and other production-related data that serve as inputs for policymaking and programs on corn. The CPS covers sample-farming households in sample barangays in all provinces. It is conducted with the following quarters as the reference periods:

April Round Survey - January to March

July Round Survey - April to June

October Round Survey - July to September

January Round Survey - October to December

ATTY. SHEILA O. DE GUZMAN

Officer-in-Charge

JYY / TBO



Parammata Bldg. C, Diversion Road, Sitio 5, Brgy. Biday, City of San Fernando, La Union
Telefax: 607-0247/ 888-2582
www.rss01.psa.gov.ph