



# SPECIAL RELEASE

## Employment Situation of Ilocos Region in January 2022

Date of Release: 18 May 2022

Reference No. 2022-030

### Labor Force Participation Rate

Based on the January 2022 Labor Force Survey (LFS), the total population of 15 years old and over in the Ilocos Region was estimated at 3.7 million individuals. Out of this population, 2.3 million were in the labor force. This was higher compared to the 2.2 million individuals in the labor force in January 2021.


**Table 1. Labor Force Participation Rate in Ilocos Region  
January 2021<sup>f</sup>, October 2021<sup>p</sup>, and January 2022<sup>p</sup>**

	Jan 2021 <sup>f</sup>	Oct 2021 <sup>p</sup>	Jan 2022 <sup>p</sup>
<b>Philippines</b>			
Total Population 15 Years Old and Over (In Thousands)	74,733	75,570	75,895
Labor Force Participation Rate (In Percent)	60.5	62.6	60.5
<b>Ilocos Region</b>			
Total Population 15 Years Old and Over (In Thousands)	3,557	3,618	3,661
Labor Force Participation Rate (In Percent)	61.7	63.1	62.0

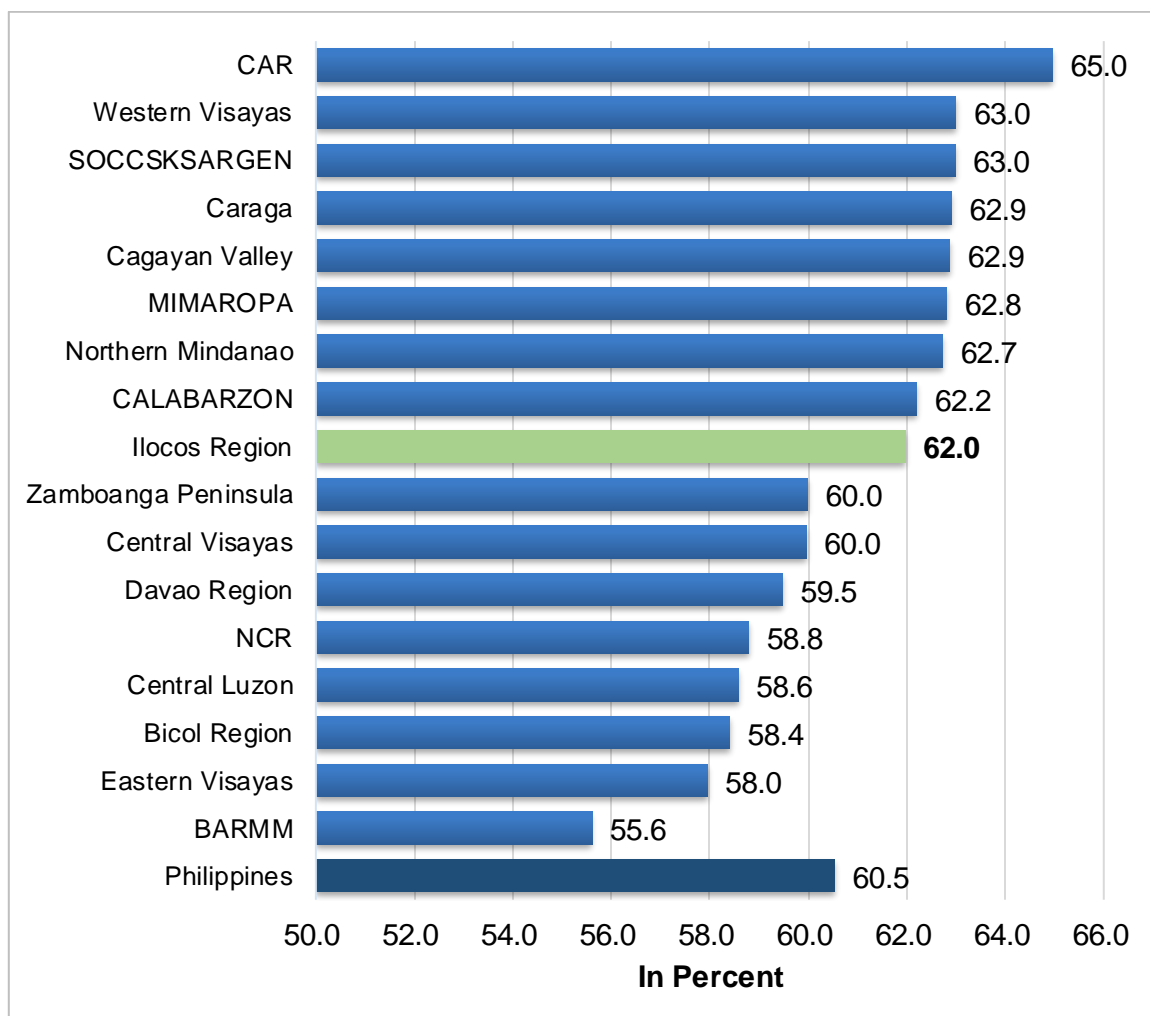
Note: f – final; p – preliminary; Details may not add up to totals due to rounding

Source: Philippine Statistics Authority

The Labor Force Participation Rate (LFPR) of the region improved from 61.7 percent in January 2021 to 62.0 percent in January 2022.



**Figure 1. Labor Force Participation Rate by Region, Philippines  
January 2022<sup>P</sup>**



Note: p – preliminary; estimate excludes Surigao del Norte and Dinagat Island  
Source: Philippine Statistics Authority

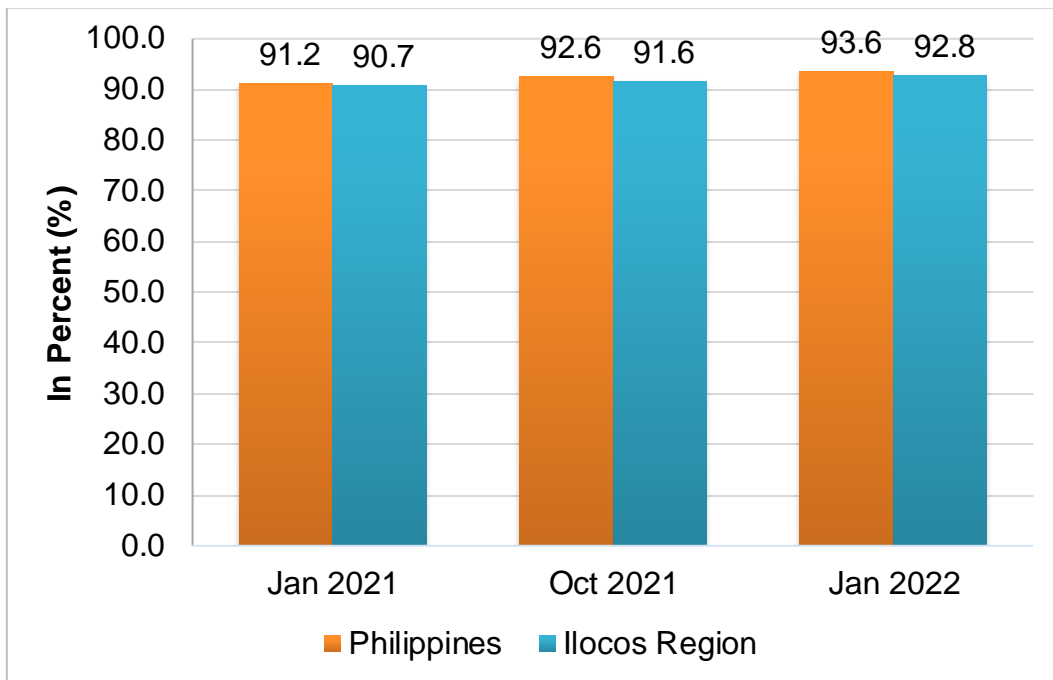
The Ilocos Region ranked ninth (9<sup>th</sup>) among the regions in terms of LFPR.

**About 92.8 percent in the labor force are employed in January 2022**

The employment rate in the Ilocos Region improved from 90.7 percent in January 2021 to 92.8 percent in January 2022. This rate was also higher than the employment rate of 91.6 percent in October 2021.

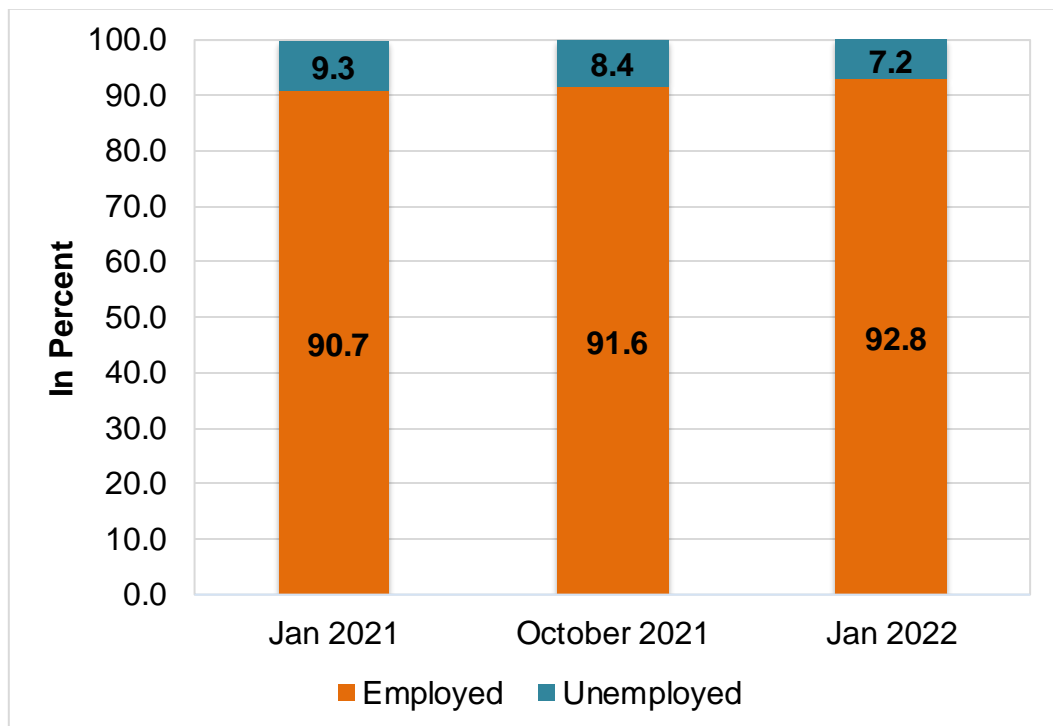
In terms of numbers, about 2.1 million persons aged 15 years old and over were employed out of the 2.3 million persons who were in the labor force in January 2022.

**Figure 2. Employment Rate in Ilocos Region and Philippines  
January 2021<sup>f</sup>, October 2021<sup>P</sup>, and January 2022<sup>P</sup>**



Note: f – final; p – preliminary; Details may not add up to totals due to rounding  
Source: Philippine Statistics Authority

**Figure 3. Percentage of Employed and Unemployed: Ilocos Region  
January 2022<sup>P</sup>**

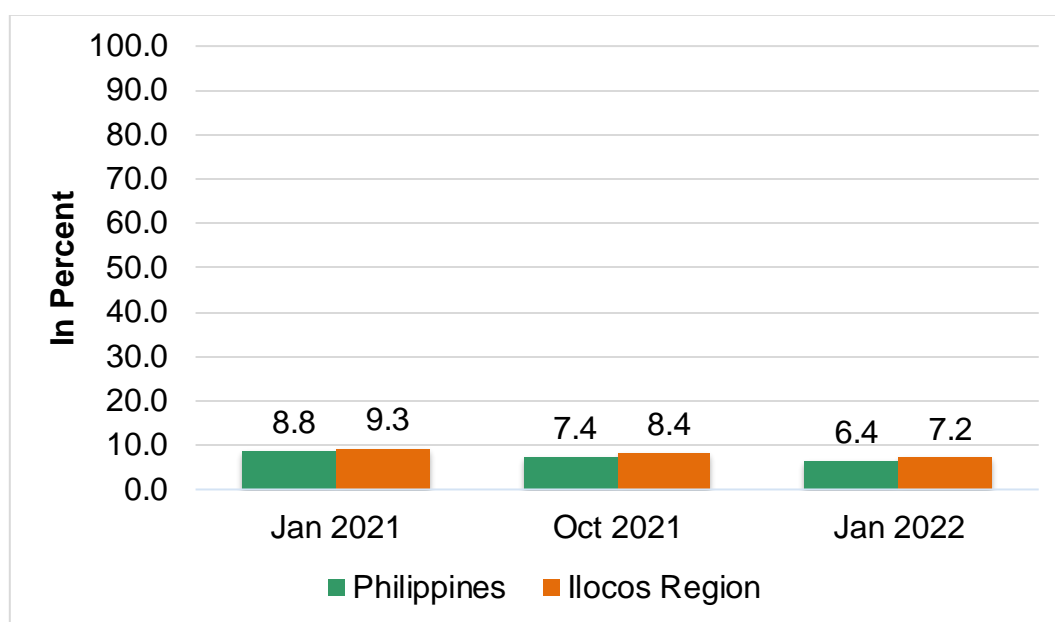


Note: f – final; p – preliminary; Details may not add up to totals due to rounding  
Source: Philippine Statistics Authority

## Unemployed person is recorded at 7.2 percent

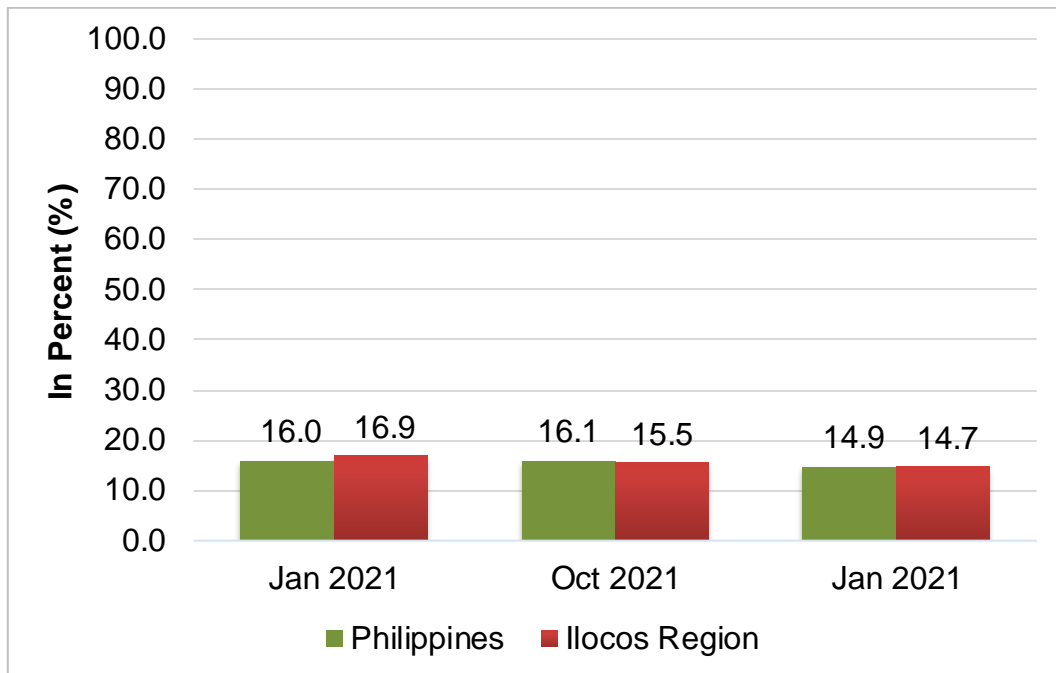
Unemployed person includes those who were 15 years old and over without work, currently available for work, and seeking for work. In January 2022, the unemployment rate of Ilocos Region was estimated at 7.2 percent equivalent to 151 thousand unemployed persons. This was lower by 2.1 percentage points from the 9.3 percent unemployment rate in January 2021.

**Figure 5. Unemployment Rate in Ilocos Region and Philippines January 2021<sup>f</sup>, October 2021<sup>p</sup>, and January 2022<sup>p</sup>**



Note: f – final; p – preliminary; Details may not add up to totals due to rounding  
Source: Philippine Statistics Authority

**Figure 4. Underemployment Rate in Ilocos Region and Philippines  
January 2021<sup>f</sup>, October 2021<sup>P</sup>, and January 2022<sup>P</sup>**



Note: f – final; p – preliminary; Details may not add up to totals due to rounding  
Source: Philippine Statistics Authority

### **Underemployment rate is estimated at 14.7 percent**

Underemployed or employed persons in Ilocos Region who expressed the desire to have an additional working hours in their present job, to have an additional job, or to have a new job with longer working hours were recorded at 14.7 percent in January 2022. This was lower than the 16.9 percent underemployment rate reported in January 2021 and the 15.5 percent in October 2021.

## TECHNICAL NOTES

The Labor Force Survey (LFS) is a nationwide quarterly survey of households conducted by the Philippine Statistics Authority (PSA) to gather data on the demographic and socio-economic characteristics of the population.

Overseas Filipino Workers are not considered part of the labor force in the Philippines. Hence, in the LFS, data on economic characteristics of household members who are overseas workers are not collected. In the LFS report, they are excluded in the estimation of the size of working population, i.e. population aged 15 years and older, and in the estimation of the labor force.

**Work** means any economic activity a person does for pay during the past week, in cash or in kind, in any establishment, office, farm, private home, or for profit; or without pay on a family farm or enterprise. It also includes the activities engaged in by a farm operator or member of the operator's family, on the farm operated by another household on exchange labor arrangement.

**Population 15 Years Old and Over** - This refers to number of population 15 years old and over excluding overseas workers. Overseas workers are excluded in the estimation of the size of working population (population aged 15 years and over) since the data on their economic characteristics are not collected because they are not considered part of the labor force in the country.

**In the Labor Force or Economically Active Population** - This refers to persons 15 years old and over who are either employed or unemployed in accordance with the definitions described as follows.

**Employed persons** include all those who, during the reference period are 15 years old and over as of their last birthday and are reported either:

- a. At work. Those who do any work even for one hour during the reference period for pay or profit, or work without pay on the farm or business enterprise operated by a member of the same household related by blood, marriage or adoption; or

- b. With a job but not at work. Those who have a job or business but are not at work because of temporary illness or injury, vacation or other reasons. Likewise, persons who expect to report for work or to start operation of a farm or business enterprise within two weeks from the date of the enumerator's visit are considered employed.

**Underemployed persons** include all employed persons who express the desire to have additional job, or to have a new job with longer working hours. Visibly underemployed persons are those who work for less than 40 hours during the reference period and want additional hours of work.

**Unemployed persons** include all those who, during the reference period, are 15 years old and over as of their last birthday and reported as:

- a. Without work, i.e., had no job or business during the reference period; and
- b. Currently available for work, i.e., were available and willing to take up work in paid employment or self-employment during the reference period, and/or would be available and willing to take up work in paid employment or self-employment within two weeks after the interview date; and
- c. Seeking work, i.e., had taken specific steps to look for a job or establish a business during the reference period, or
- d. not seeking work due to the following reasons: (1) tired or believed no work available, i.e., discouraged workers; (2) awaiting results of previous job application; (3) temporary illness or disability; (4) bad weather; and/or (5) waiting for rehire or job recall.

**Persons Not in the Labor Force** - Persons 15 years old and over who are neither employed nor unemployed according to the definitions mentioned. Those not in the labor force are persons who are not looking for work because of reasons such as housekeeping, schooling and permanent disability. Examples are housewives, students, disabled, or retired persons.

  
**ATTY. SHEILA O. DE GUZMAN**  
Regional Director, RSSO I

  
JYY/TBO/DAPR/RKT