



SPECIAL RELEASE

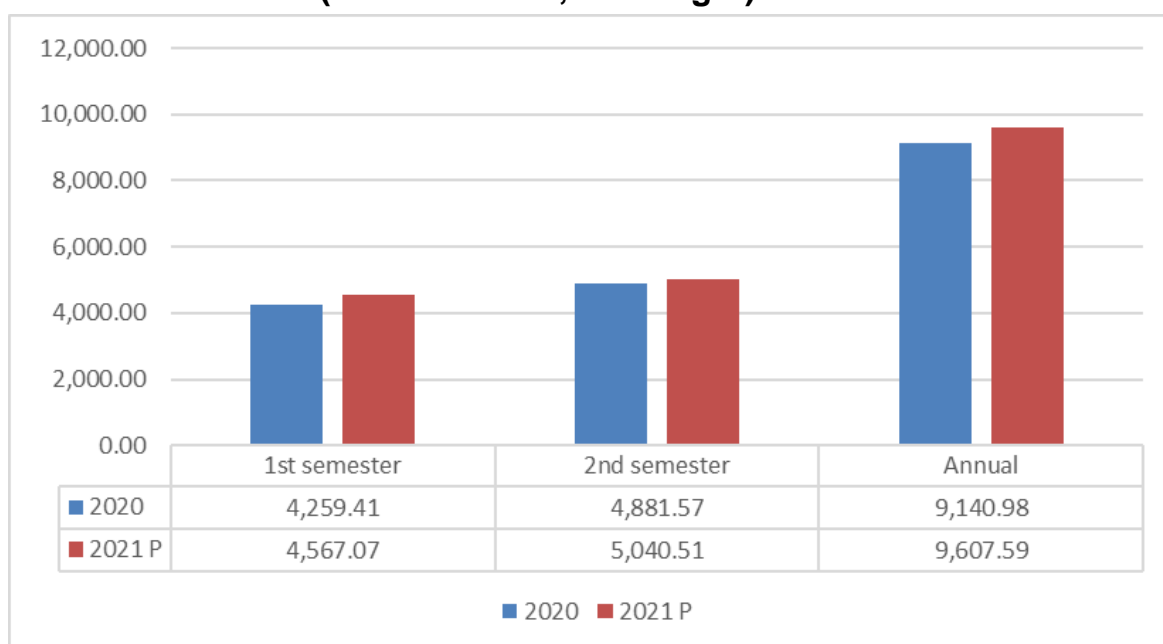
GOAT SITUATION IN ILOCOS REGION January- December 2021

Date of Release:17 May 2022
Reference No. 2022-027

PRODUCTION

The total goat production in 2021 marked at 9,607.59 metric tons, liveweight was higher by 5.10 percent compared to the previous year's output of 9,140.98 metric tons, liveweight. Increase in the production in 1st and 2nd semesters were also recorded at 7.22 percent and 3.26 percent, respectively.

**Figure 1. Volume of Production of Goat by Semester
Ilocos Region: 2020 and 2021P
(in metric tons, liveweight)**



P-Preliminary
Source: PSA- 2021 BLPS, CLPS and CDSPDP

Three out of the four provinces exhibited an increase in goat production in 2021. Ilocos Norte by 8.27 percent, Ilocos Sur by 8.00 percent and Pangasinan by 4.68 percent. Meanwhile, La Union recorded a decrease in production of 0.55 percent.

**Table 1. Volume of Production of Goat by Province
Ilocos Region: 2019 and 2020
(in metric tons, liveweight)**

Particulars	2021 P	2020	Percent Change
ILOCOS REGION	9,607.59	9,140.98	5.10
Ilocos Norte	1,244.88	1,149.83	8.27
Ilocos Sur	1,679.27	1,554.87	8.00
La Union	1,026.72	1,032.38	-0.55
Pangasinan	5,656.72	5,403.90	4.68

P-Preliminary

Source: PSA- 2021 BLPS, CLPS and CDSPDP

The total number of goat slaughtered in slaughterhouses in Ilocos Region in 2021 decreased by 4.33 percent over its 2020 level. The said drop was brought by the decrease in number of slaughtered goat by 22.31 percent during the 1st semester of 2021.

**Table 2. Number of Goat Slaughtered in Slaughterhouses by Semester
Ilocos Region: 2020 and 2021
(number in heads)**

Particulars	2021 P	2020	Percent Change
Annual	640	669	-4.33
1st Semester	289	372	-22.31
2nd Semester	351	297	18.18

Source: National Meat Inspection Service (NMIS), Provincial Veterinary Office (PVO), PSA-2021 CDSPDP

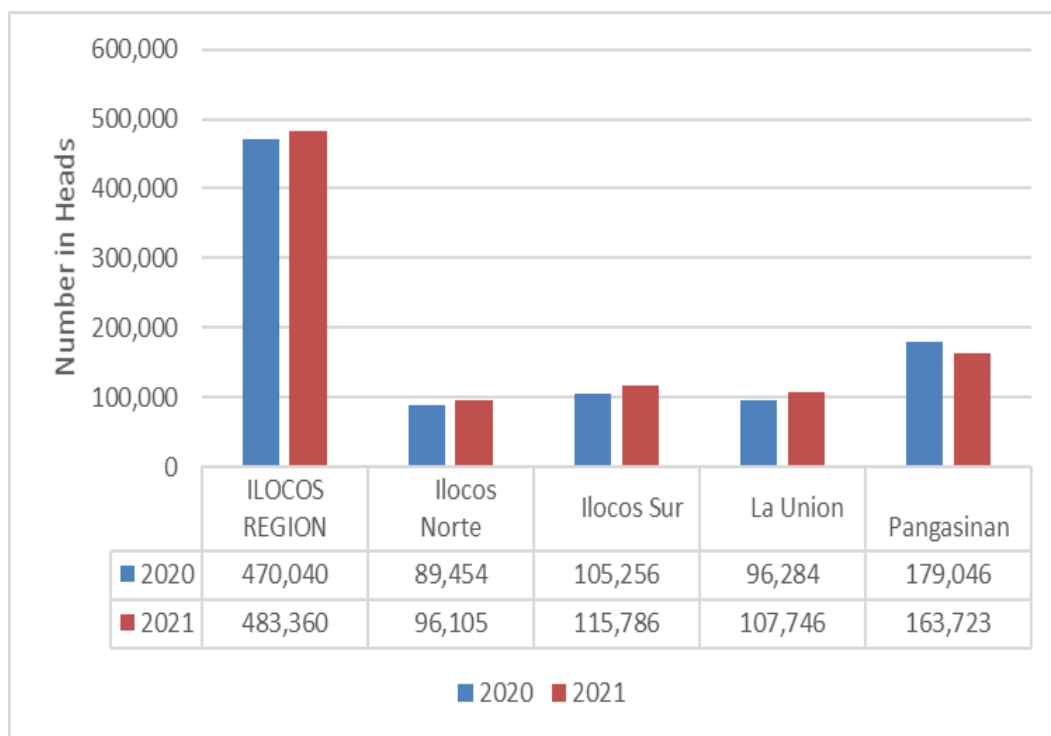


Parammata Bldg. C, Diversion Road, Sitio 5, Brgy. Biday, City of San Fernando, La Union
Telefax: (072) 607-0247/ 888-2582
www.rso01.psa.gov.ph

INVENTORY

The total headcount of goat in Ilocos Region as of January 1, 2021 was 483,360 heads. This was higher by 2.83 percent from previous year's inventory of 470,040 heads. The increase in inventory was contributed by the increases of goat population in Ilocos Norte, Ilocos Sur and La Union as of January 1, 2021 by 7.44 percent, 10.00 percent and 11.90 percent respectively over the same period in 2020.

Figure 2. Inventory of Goat by Province, Ilocos Region as of Jan 1, 2020 and 2021



Source: PSA- 2021 BLPS and CLPS

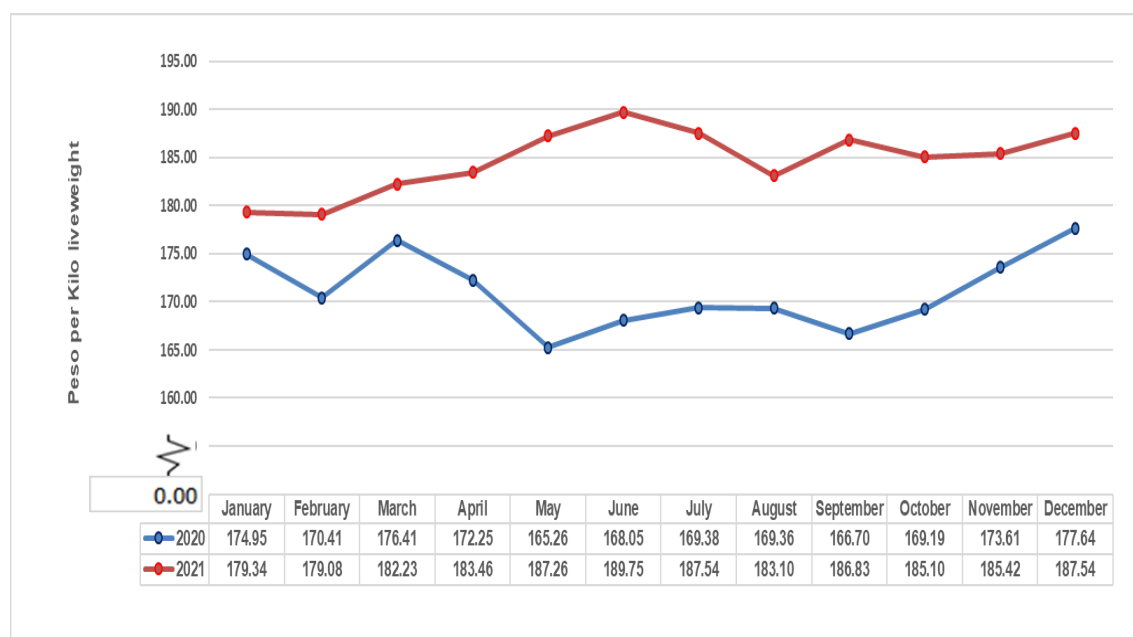


Parammata Bldg. C, Diversion Road, Sitio 5, Brgy. Biday, City of San Fernando, La Union
Telefax: (072) 607-0247/ 888-2582
www.rss01.psa.gov.ph

PRICES

The annual average farmgate price of goat for slaughter in the region in 2021 was PhP184.72 per kilogram, liveweight. This was 7.96 percent higher than the 2020 average farmgate price of PhP171.10 per kilogram, liveweight. During the reference period, the lowest farmgate price was recorded in February 2021 at PhP179.08 per kilogram, liveweight, while the highest was in June 2021 at PhP189.75 per kilogram, liveweight.

Figure 3. Monthly Average Farmgate Price of Goat for Slaughter (Backyard), Ilocos Region: 2020 and 2021/P



P-Preliminary

Source : Philippine Statistics Authority, 2021 Farm Price Survey



Parammata Bldg. C, Diversion Road, Sitio 5, Brgy. Biday, City of San Fernando, La Union
Telefax: (072) 607-0247/ 888-2582
www.rso01.psa.gov.ph


TECHNICAL NOTES

The data for this report is collected by the PSA through two major surveys, namely the BLPS and the CLPS. Surveys are conducted simultaneously every quarter in all provinces.

Another survey that supplements the data requirements of the subsector is the CDSPDP. This covers the Accredited (AAA, AA) and Locally Registered Meat Establishments (LRMEs) nationwide and is undertaken in coordination with the NMIS and PVO of the four provinces.

Concepts and Definitions

- **Production.** Refers to the volume of indigenous (locally-raised) animals disposed for slaughter which include animals exported or shipped-out for slaughter (in “head” and in “liveweight equivalent”).
- **Animal Inventory (also, Animal Population)** – the number of domesticated animals in head present in the farm at specific reference date.
- **Slaughterhouse(SH)** –refers to the premises that are approved, registered and licensed by the NMIS and LGUs in which food animals are slaughtered, dressed, inspected and hygienically handled in order to produce meat and offal that are safe and wholesome
- **Farmgate price**-refers to the price received by livestock raisers for their produce at the location of farm. Thus, marketing costs such as transport and other marketing cost (if any) incurred in selling the produce are not included in the farmgate prices


ATTY SHEILA O. DE GUZMAN
Regional Director


JYY/TBO/DAI



Parammata Bldg. C, Diversion Road, Sitio 5, Brgy. Biday, City of San Fernando, La Union
Telefax: (072) 607-0247/ 888-2582
www.rss01.psa.gov.ph