



SPECIAL RELEASE

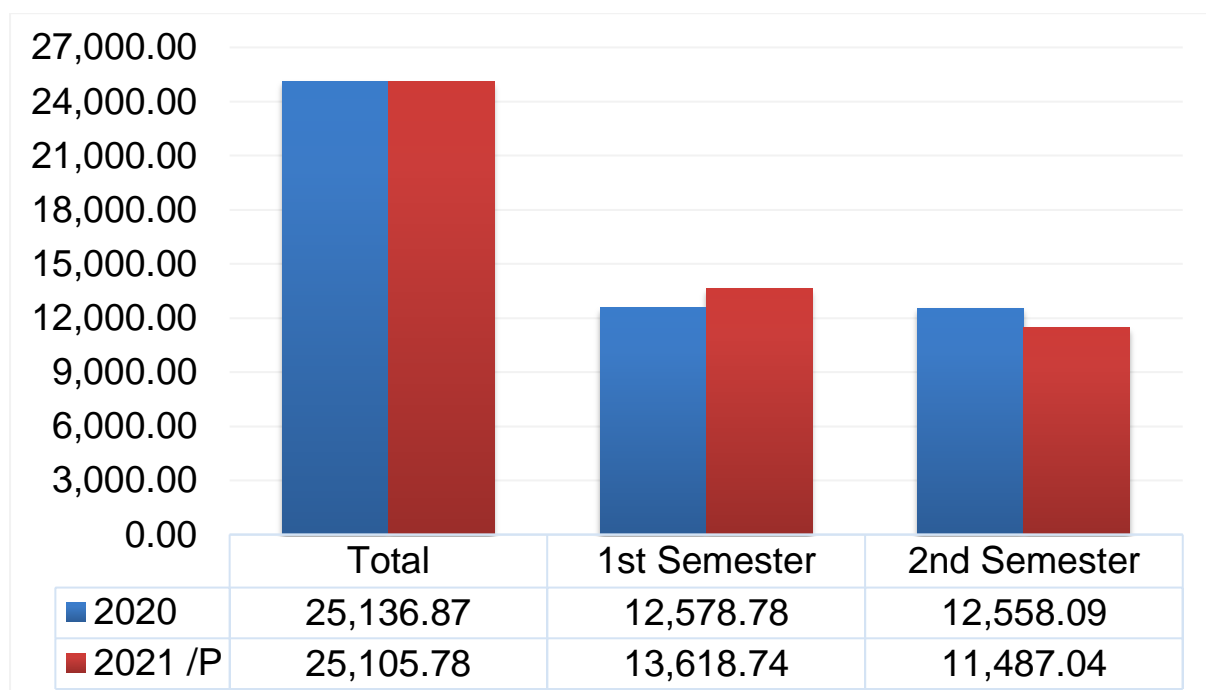
Cattle Situation in Ilocos Region January to December 2021

Date of Release: 13 May 2022
Reference No. 2022-026

PRODUCTION


The total volume of cattle production in 2021 was estimated at 25,105.78 metric tons, liveweight. This was 0.12 percent lower than the 25,136.87 metric tons, liveweight output in 2020. Production in 1st semester shows an increase of 8.27 percent while in 2nd semester decreased by 8.53 percent.

**Figure 1. Volume of Production of Cattle by Semester
Ilocos Region: 2020-2021 (Liveweight)**

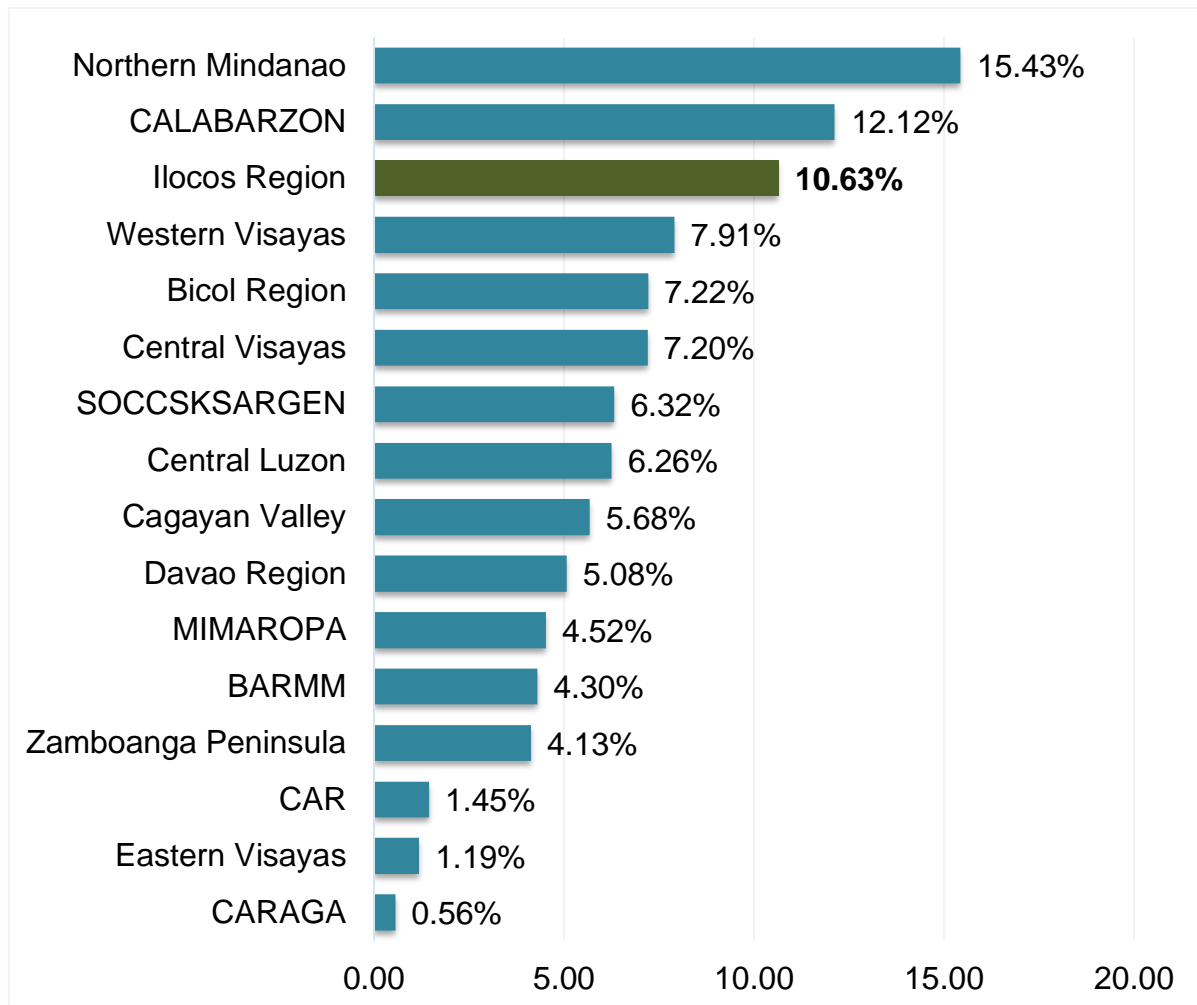


Note: /P - preliminary

Source: PSA – 2021 BLPS, CLPS and CDSPDP



**Figure 2. Percentage of Production of Cattle by Region
Philippines: 2021**



Source: www.psa.gov.ph

Ilocos Region ranked 3rd highest in the cattle production in 2021 accounting 10.63 percent of the country's total production of 236,105.62 metric tons, liveweight.

By province, volume of cattle production in Pangasinan increased by 9.43 percent. On the other hand, the provinces of La Union, Ilocos Sur, and Ilocos Norte recorded decreases of production by 26.27 percent, 17.82 percent, and 0.39 percent, respectively.

Table 1. Volume of Production of Cattle by Province, Ilocos Region 2020 and 2021 (In Metric Tons, Liveweight)

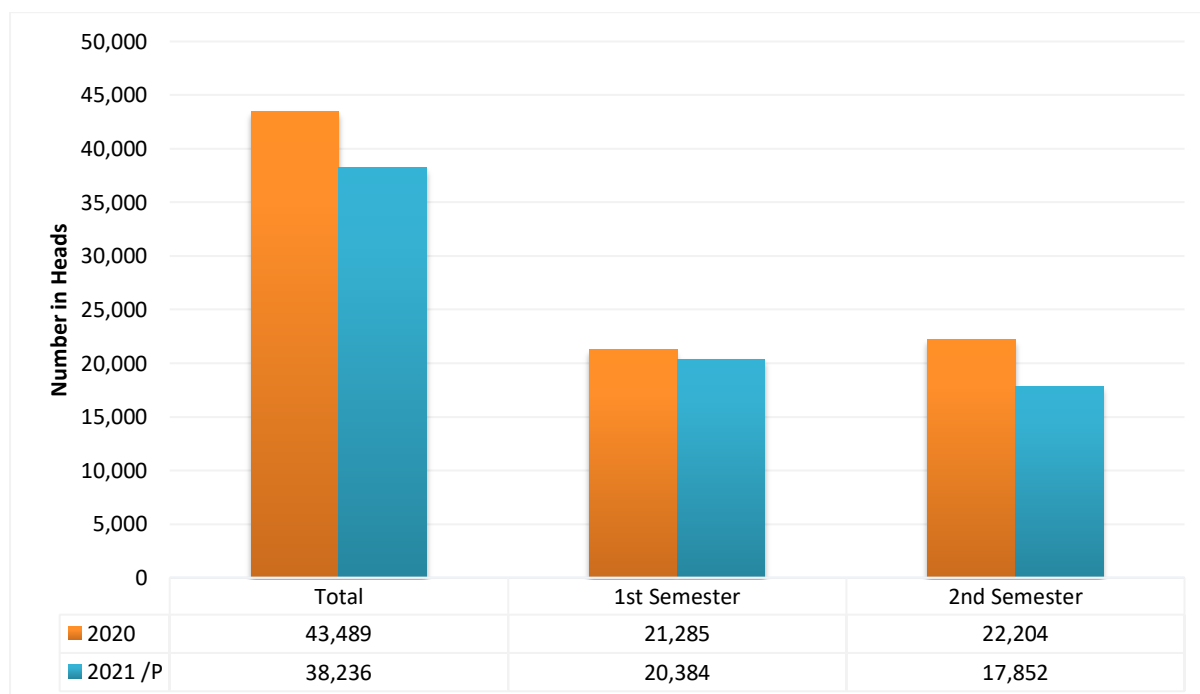
Particulars	2021/P	2020	Percent Change
Ilocos Region	25,105.78	25,136.87	-0.12
Ilocos Norte	6,326.15	6,351.17	-0.39
Ilocos Sur	3,161.45	3,847.08	-17.82
La Union	1,505.11	2,041.34	-26.27
Pangasinan	14,113.07	12,897.29	9.43

Note: /P - preliminary

Source: PSA – 2021 BLPS, CLPS and CDSPDP

The total number of cattle butchered in slaughterhouses in the region in 2021 decreased by 12.08 percent over 2020. Both the 1st and 2nd semester decreased in the number of slaughtered cattle in slaughterhouses by 4.23 percent and 19.60 percent, respectively.

Figure 3. Number of Cattle Slaughtered in Slaughterhouses by Semester, Ilocos Region: 2020-2021^P



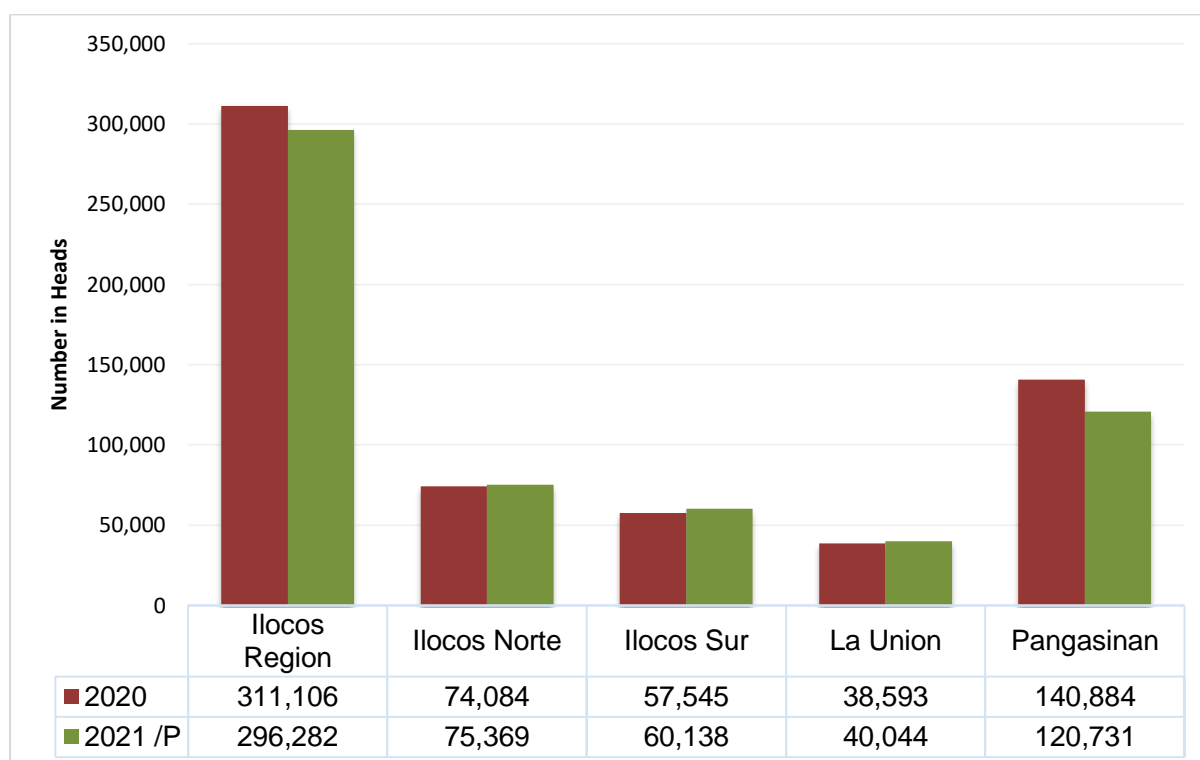
Note: /P - preliminary

Source: National Meat Inspection (NMIS), Provincial Veterinary Office (PVO), PSA – 2021 CDSPDP

INVENTORY

Cattle inventory as of 01 January 2021 recorded 296,282 heads. This is 4.76 percent lower compared to the 01 January 2020 inventory of 311,106 heads. The province of Pangasinan decreased in inventory as of 01 January 2021 by 14.30 percent which contributed in the decline of cattle headcount in the region.

**Figure 4. Inventory of Cattle by Province, Ilocos Region
As of 01 January 2020 and 01 January 2021**



Note: /P - preliminary

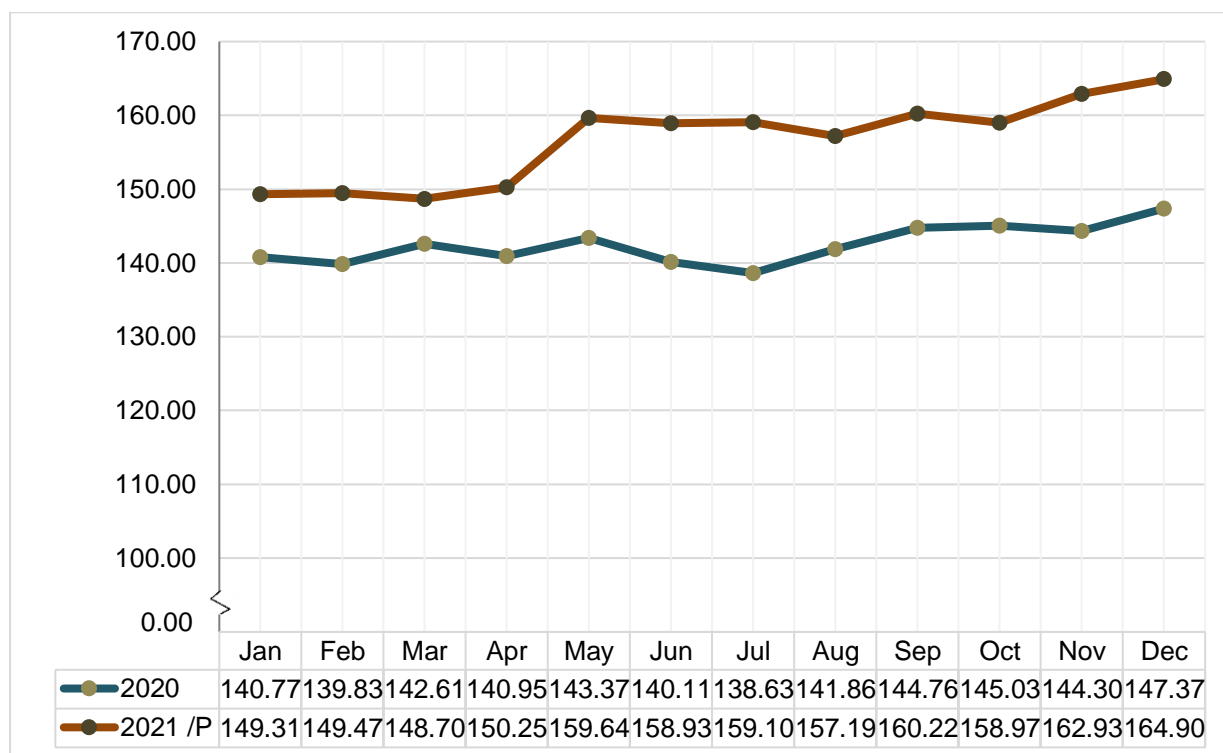
Source: PSA – 2021 BLPS and CLPS

PRICE

The annual average farmgate price of cattle for slaughter in 2021 was PhP156.63 per kilogram, liveweight. This was 9.94 percent higher than the average farmgate price of PhP142.47 per kilogram, liveweight in 2020.

The highest farmgate price in 2021 was recorded in December at PhP164.90 per kilogram, liveweight, while the lowest was in March at PhP148.70 per kilogram, liveweight.

Figure 1. Average Farmgate Price of Cattle for Slaughter (Backyard) Ilocos Region: January-December 2020-2021^P



Note: /P – preliminary

Source: PSA – Farm Price Survey


TECHNICAL NOTES

The data for this report is collected by the PSA through two major surveys, namely the Backyard Livestock and Poultry Survey (BLPS) and the Commercial Livestock and Poultry Survey (CLPS). Surveys are conducted simultaneously every quarter in all provinces.

Another survey that supplements the data requirements of the subsector is the Data from Slaughterhouses Poultry Dressing Plants (CDSPDP). This covers the Accredited (AAA, AA) and Locally Registered Meat Establishments (LRMEs) nationwide and is undertaken in coordination with the National Meat Inspection Service (NMIS) and Provincial Veterinary Office (PVO) of the four provinces.

Concepts and Definitions

- **Production.** Refers to the volume of indigenous (locally-raised) animals disposed for slaughter which include animals exported or shipped-out for slaughter (in “head” and in “liveweight equivalent”).
- **Animal Inventory** (also, **Animal Population**). The number of domesticated animals in head present in the farm at specific reference date.
- **Slaughterhouse (SH).** Refers to the premises that are approved, registered and licensed by the NMIS and LGUs in which food animals are slaughtered, dressed, inspected and hygienically handled in order to produce meat and offal that are safe and wholesome.
- **Farmgate price.** Refers to the price received by livestock raisers for their produce at the location of farm. Thus, marketing costs such as transport and other marketing cost (if any) incurred in selling the produce are not included in the farmgate price.


ATTY. SHEILA O. DE GUZMAN
Regional Director


JYY/DAI/RKT