



SPECIAL RELEASE

ILOCOS REGION'S AQUACULTURE PRODUCTION DECLINES IN 4th QUARTER 2021

(Results from the Fisheries Production Survey, 4th Quarter 2021)

Date of Release: 13 May 2022

Reference No. 2022 - 025

The volume of aquaculture production in Ilocos Region was posted at 70,151.75 metric tons in 4th quarter 2021. This was 0.62 percent lower than the production of 70,587.18 metric tons in the same period in 2020. The provinces of Ilocos Sur, La Union, and Pangasinan posted decreases in production of 18.09 percent, 12.39 percent, and 0.42 percent, respectively. Meanwhile, Ilocos Norte registered positive growth in output by 18.21 percent.

**Table 1. Volume of Aquaculture Production by Province
Ilocos Region: 4th Quarter 2021 and 4th Quarter 2020**

Item	Production (MT)		Growth Rate (%)	Percent Share to Regional Production (%)
	4 th Quarter 2021	4 th Quarter 2020		
Ilocos Region	70,151.75	70,587.18	(0.62)	
Ilocos Norte	20.71	17.52	(18.21)	0.03
Ilocos Sur	112.77	137.67	(18.09)	0.16
La Union	873.56	997.1	(12.39)	1.25
Pangasinan	69,144.72	69,434.89	(0.42)	98.56

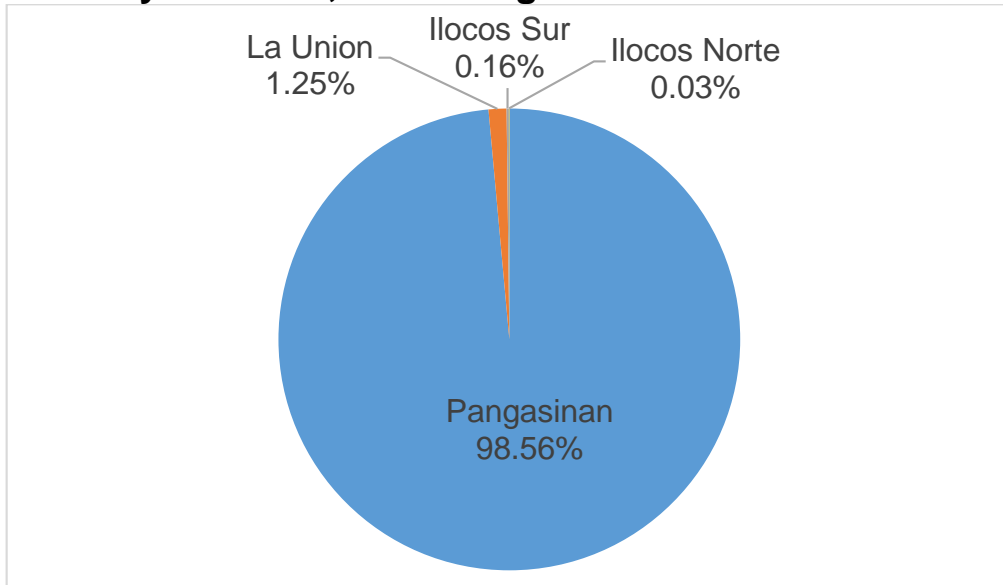
Source: Philippine Statistics Authority, 4th Quarter 2021 Fisheries Production Survey

The bulk of the region's aquaculture production in 4th quarter 2021 was contributed by Pangasinan with a share of 98.56 percent. La Union



shared 1.25 percent, while Ilocos Sur and Ilocos Norte contributed 0.16 percent and with 0.03 percent, respectively.

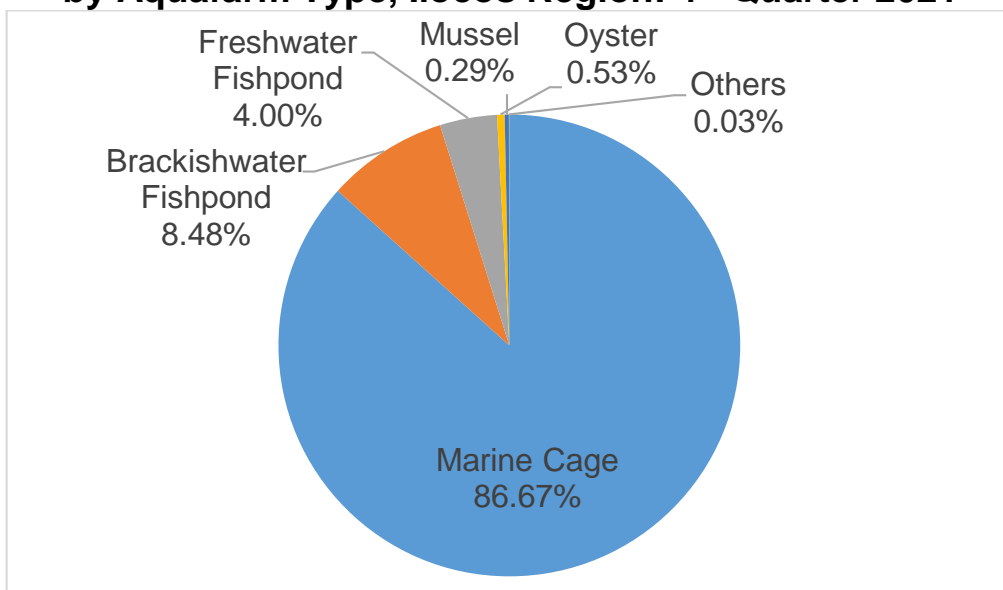
Figure 1. Percentage Distribution of Aquaculture Production by Province, Ilocos Region: 2nd Quarter 2021



Source: Philippine Statistics Authority, 4th Quarter 2021 Fisheries Production Survey

By aquafarm type, marine cage contributed 86.67 percent share to the region’s overall aquaculture production in the 4th quarter 2021. Brackishwater fishpond and freshwater fishpond contributed 8.48 percent and 4.00 percent, respectively. The remaining 0.85 percent were shared by oyster, mussel, and other ecosystems.

Figure 2. Percentage Distribution of Aquaculture Production by Aquafarm Type, Ilocos Region: 4th Quarter 2021

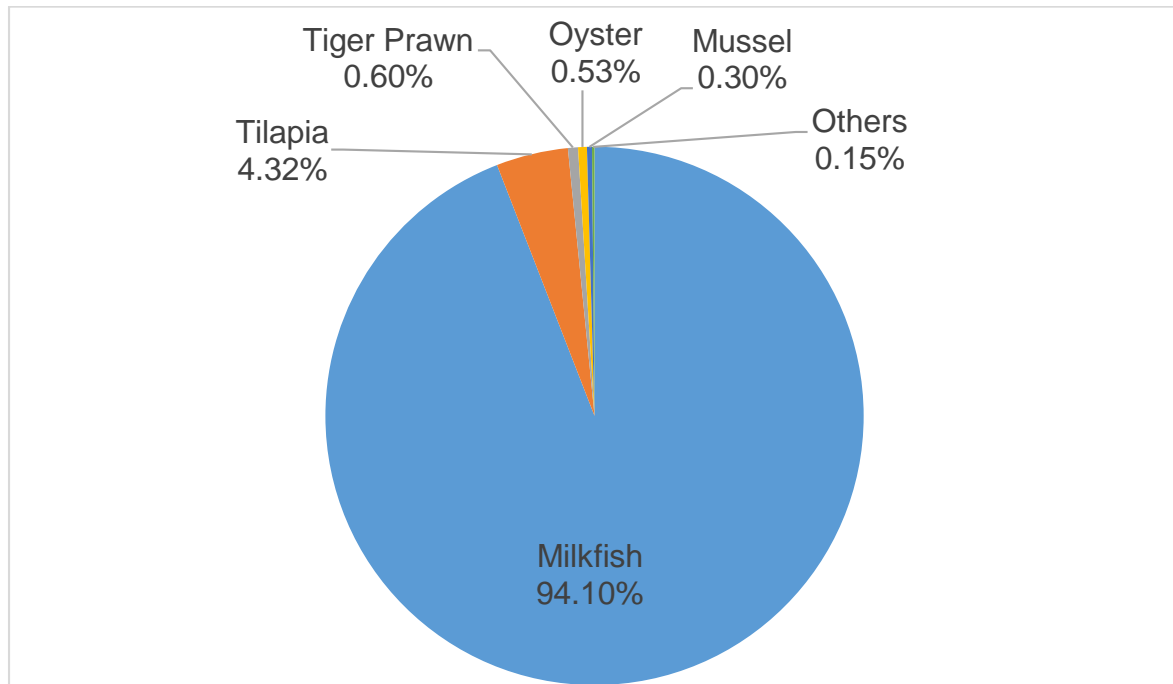


Source: Philippine Statistics Authority, 4th Quarter 2021 Fisheries Production Survey



The dominant species in aquaculture subsector of the Ilocos Region in 4th quarter 2021 were milkfish, tilapia, tiger prawn, oyster and mussel.

Figure 3. Percentage Contribution of Top Species to the Total Aquaculture Production, Ilocos Region 4th Quarter 2021



Source: Philippine Statistics Authority, 4th Quarter 2021 Fisheries Production Survey

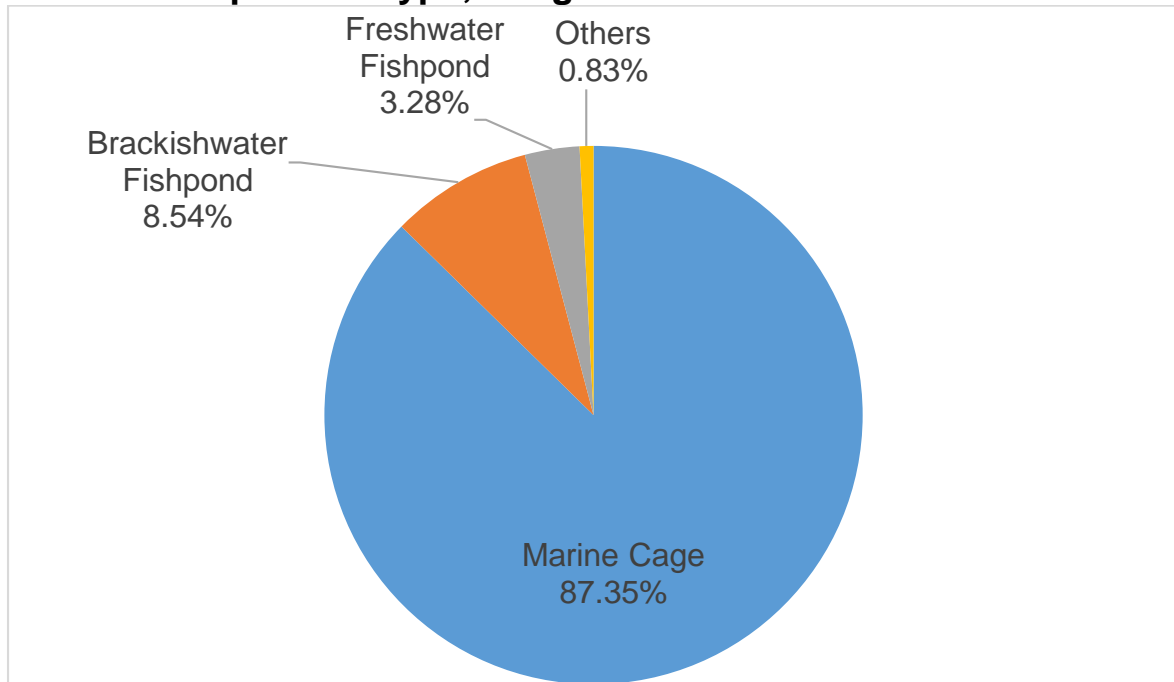
Milkfish dominated all other species contributed 94.10 percent of the total aquaculture production in Ilocos Region in 4th quarter 2021. About 4.32 percent were tilapia, and the remaining 1.58 percent were shared by tiger prawn, oyster, mussel and other species.

Aquaculture by Province

The aquaculture production of Pangasinan was 69,144.72 metric tons, lower by 0.42 percent than the output in 4th quarter 2020 of 69,434.88 metric tons.

Marine cages contributed 87.35 percent of the total production by aquafarm types in the province. This was followed by brackishwater fishpond and freshwater fishpond with 8.54 percent and 3.28 percent, respectively. Other aquafarm types contributed the remaining 0.83 percent.

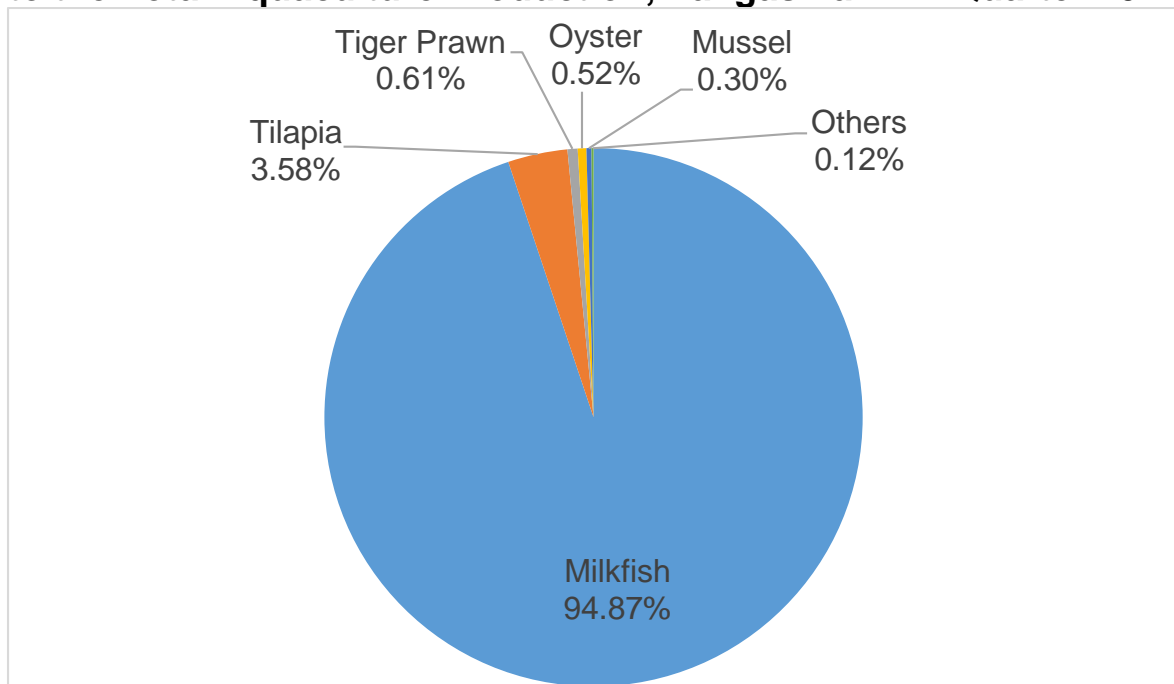
Figure 4. Percentage Distribution of Aquaculture Production by Aquafarm Type, Pangasinan: 4th Quarter 2021



Source: Philippine Statistics Authority, 4th Quarter 2021 Fisheries Production Survey

The dominant species in the aquaculture subsector of Pangasinan in 4th quarter of 2021 were milkfish, tilapia, tiger prawn, oyster and mussel.

Figure 5. Percentage Contribution of Top Species to the Total Aquaculture Production, Pangasinan: 4th Quarter 2021

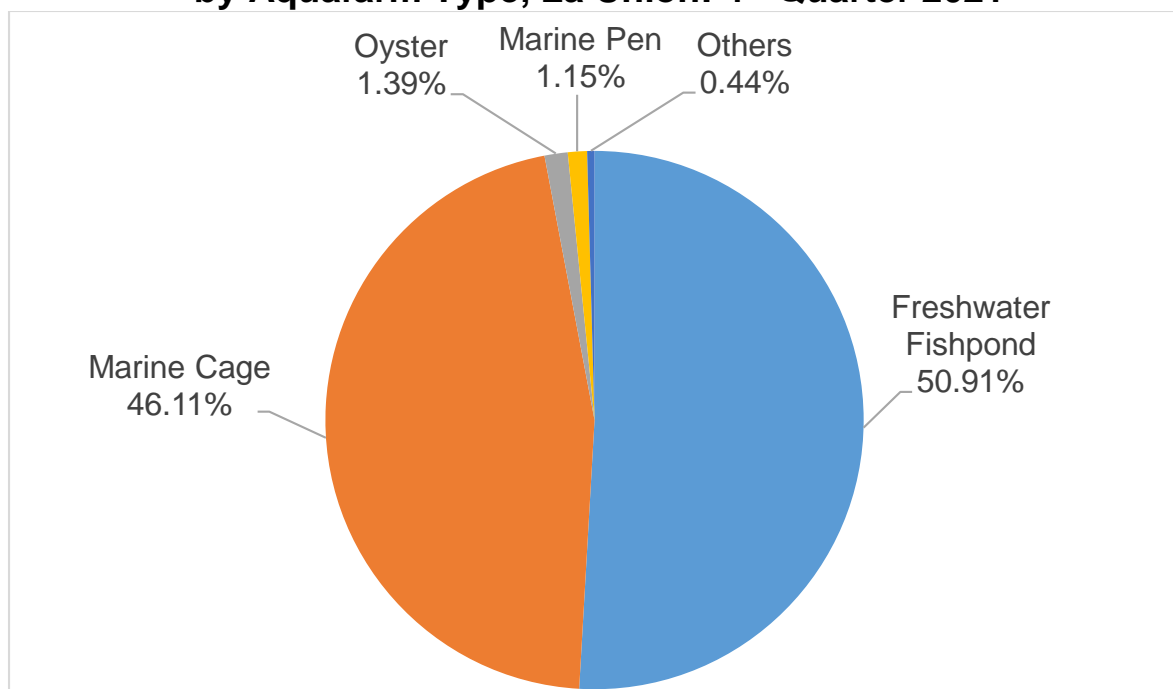


Source: Philippine Statistics Authority, 4th Quarter 2021 Fisheries Production Survey

Milkfish is the most produced specie in Pangasinan, which contributed 94.87 percent of the total aquaculture production in the province in 4th quarter of 2021. This was followed by tilapia with 3.58 percent and the remaining 1.55 percent was shared by tiger prawn, oyster, mussel and other species.

The aquaculture production of La Union decreased from 997.10 metric tons to 873.56 metric tons or lower by 12.39 percent. Freshwater fishpond contributed most of the production in the province with a 50.91 percent share. Marine cage followed with 46.11 percent while oyster and marine pen shared 1.39 percent and 1.15 percent, respectively. The remaining 0.44 percent was shared by brackishwater fishpond, brackishwater cage, brackishwater pen, and small farm reservoir.

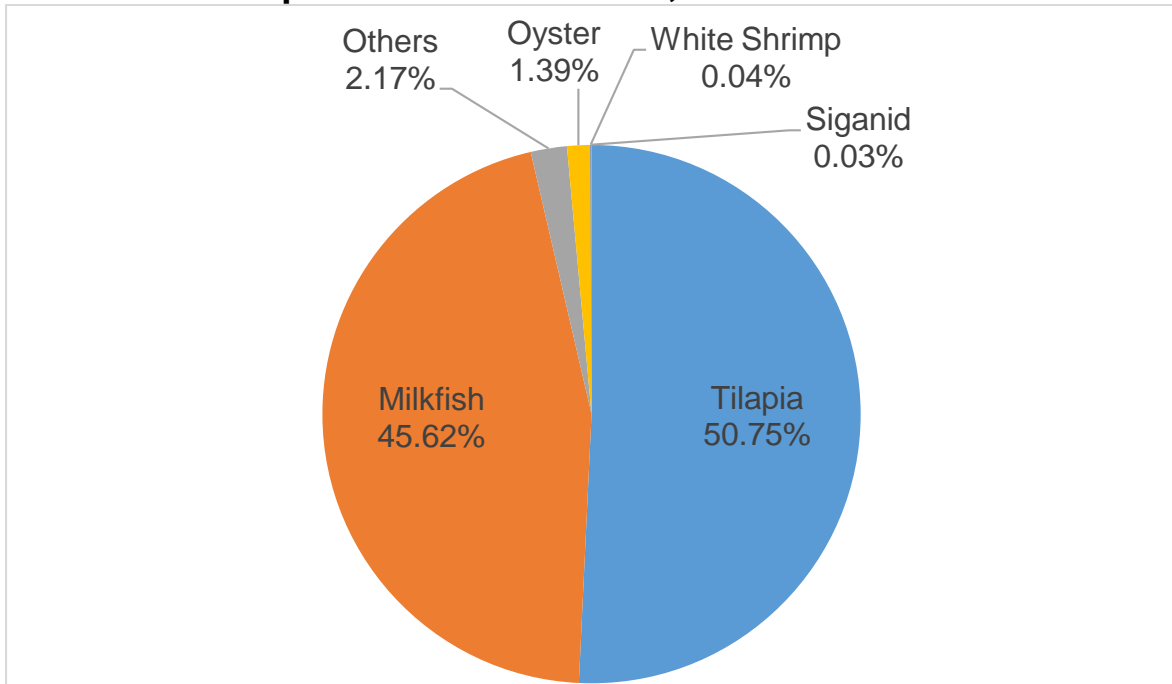
Figure 6. Percentage Distribution Aquaculture Production by Aquafarm Type, La Union: 4th Quarter 2021



Source: Philippine Statistics Authority, 4th Quarter 2021 Fisheries Production Survey

The dominant species in the aquaculture subsector of La Union in 4th quarter 2021 were tilapia, milkfish, oyster, white shrimp and siganid.

Figure 7. Percentage Contribution of Top Species to the Total Aquaculture Production, La Union: 4th Quarter 2021

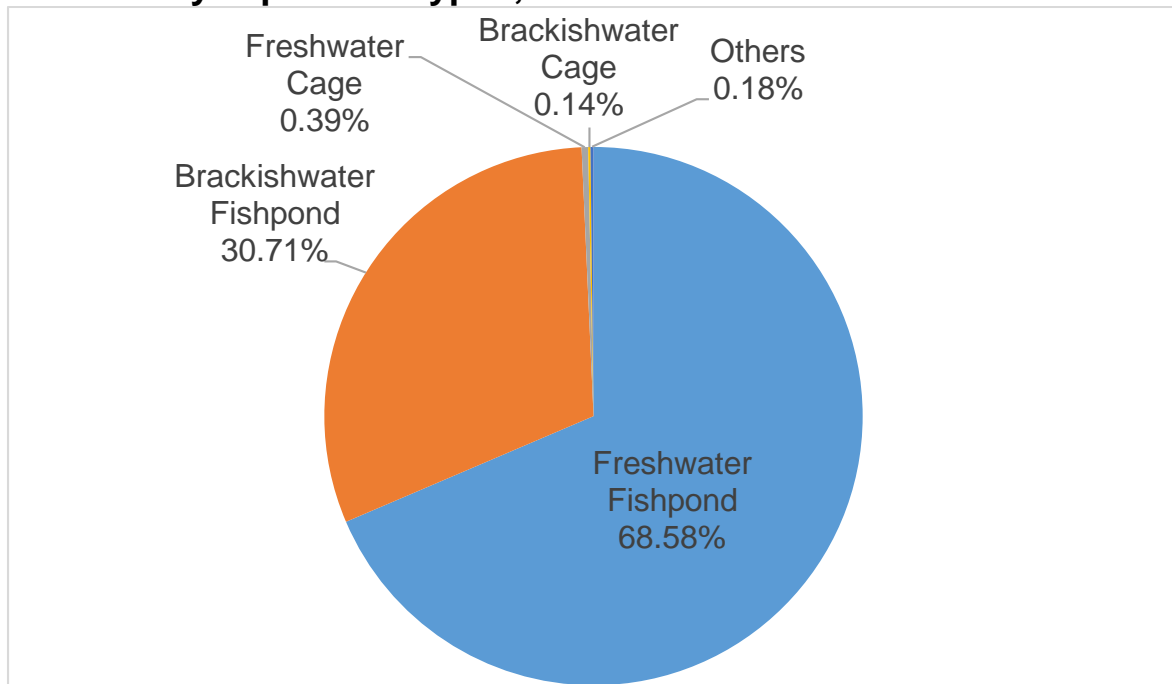


Source: Philippine Statistics Authority, 4th Quarter 2021 Fisheries Production Survey

Tilapia is the most produced specie in La Union, which contributed 50.75 percent of the total aquaculture production, in the province in 4th quarter 2021. This was followed by milkfish with 45.62 percent.

Ilocos Sur’s aquaculture production decreased from 137.67 metric tons in 4th quarter 2020 to 112.77 metric tons in 4th quarter 2021. Freshwater fishpond contributed the most of the production in the province with 68.58 percent share followed by brackishwater fishpond with 60.71 percent. Freshwater cage, marine pen, and other farm types shared the remaining 0.71 percent.

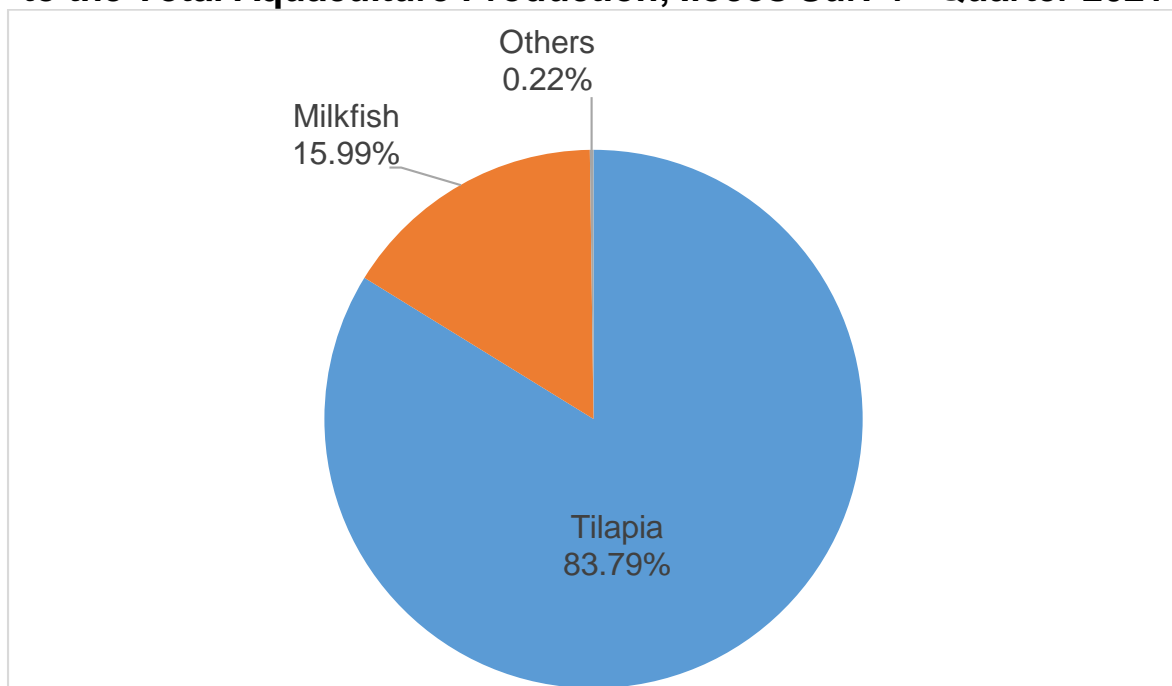
Figure 8. Percentage Distribution of Aquaculture Production by Aquafarm Types, Ilocos Sur: 4th Quarter 2021



Source: Philippine Statistics Authority, 4th Quarter 2021 Fisheries Production Survey

The dominant species in the aquaculture subsector of Ilocos Sur in the 4th quarter of 2021 were tilapia and milkfish which contributed 83.79 percent and 15.99 percent, respectively.

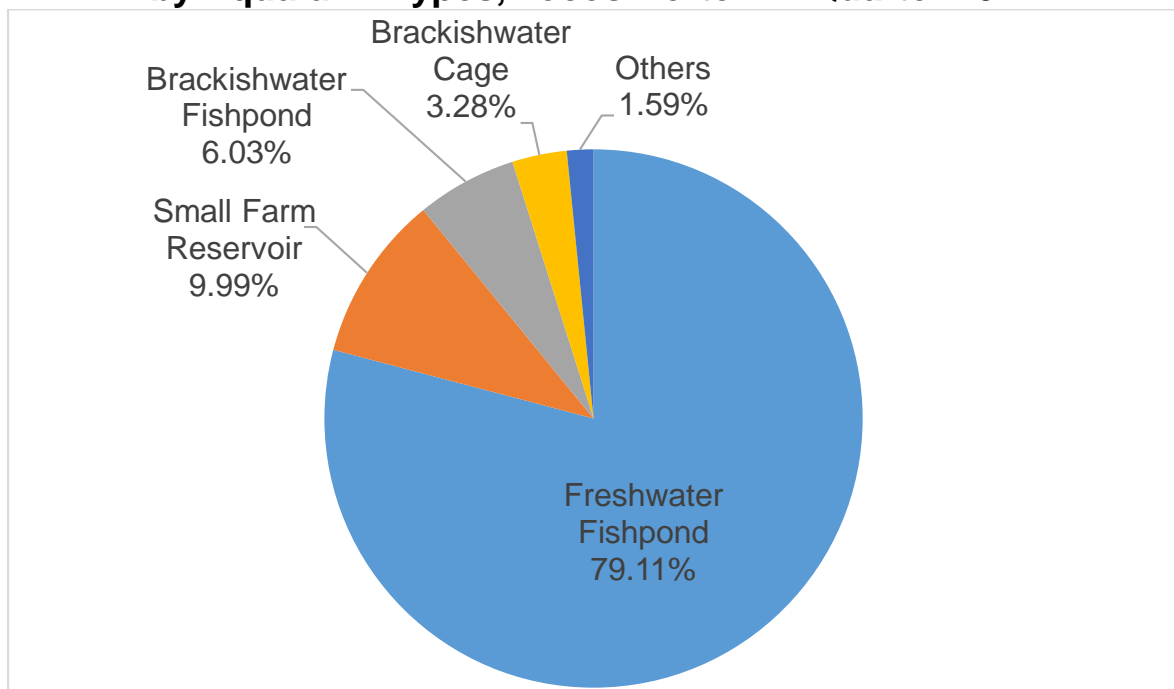
Figure 9. Percentage Contribution of Top Species to the Total Aquaculture Production, Ilocos Sur: 4th Quarter 2021



Source: Philippine Statistics Authority, 4th Quarter 2021 Fisheries Production Survey

Ilocos Norte is the only province that posted a production increase in 4th quarter 2021. The said output was upped by 18.21 percent, from 17.52 metric tons in 4th quarter 2020 to 20.71 metric tons. By aquafarm type, brackishwater fishpond has the biggest share in production with 79.11 percent followed by small farm reservoir with 9.99 percent. On the other hand brackishwater fishpond shared 6.03 percent, while brackishwater cage contributed 3.28 percent.

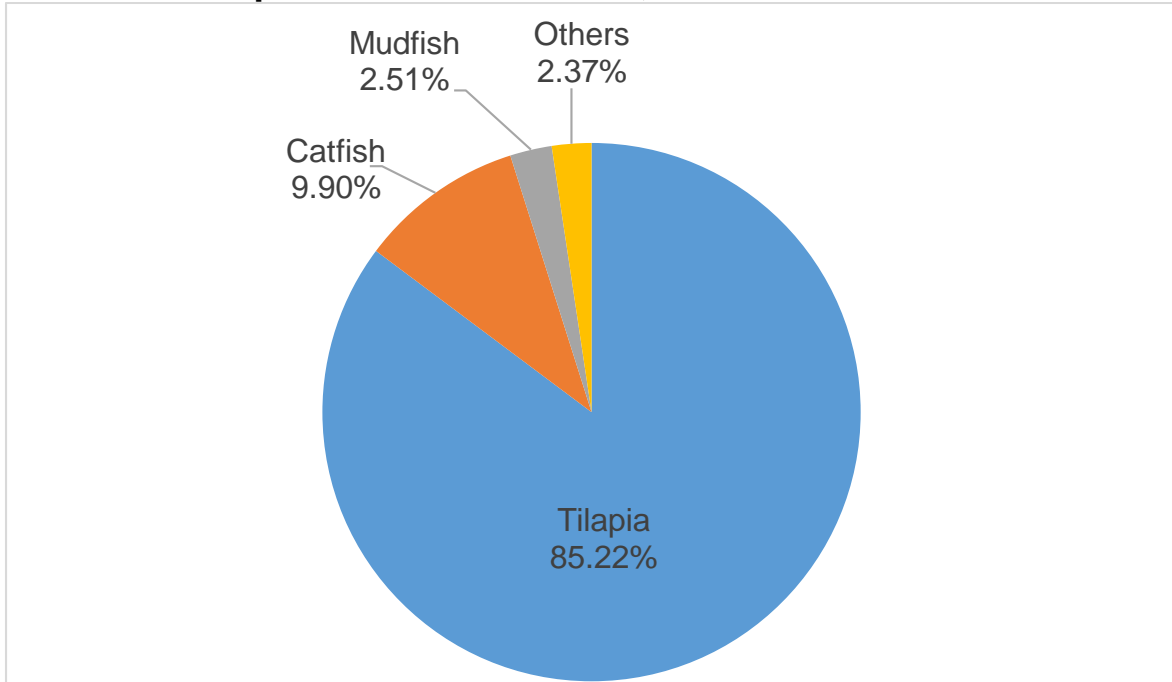
Figure 10. Percentage Distribution of Aquaculture Production by Aquafarm Types, Ilocos Norte: 4th Quarter 2021



Source: Philippine Statistics Authority, 4th Quarter 2021 Fisheries Production Survey

The dominant species in the aquaculture subsector of Ilocos Norte in the 4th quarter of 2021 were tilapia, catfish, and mudfish.

Figure 11. Percentage Contribution of Top Species to the Total Aquaculture Production, Ilocos Norte: 4th Quarter 2021



Source: Philippine Statistics Authority, 4th Quarter 2021 Fisheries Production Survey

Tilapia shared most of the production in Ilocos Norte with 85.22 percent share, followed by catfish with 9.90 percent. Meanwhile, mudfish and others species collectively shared 4.88 percent.

TECHNICAL NOTES

The Fisheries Production Survey of the Philippine Statistics Authority (PSA) is divided into four major fisheries surveys. These are the Quarterly Commercial Fisheries Survey (QCFS), Quarterly Municipal Fisheries Survey (QMFS), Quarterly Inland Fisheries Survey (QIFS) and Quarterly Aquaculture Survey (QAqS). The fisheries sector is composed of the three (3) subsectors, namely commercial, municipal fisheries, and aquaculture. The commercial and municipal fisheries surveys aim to provide quarterly data on volume and value of fish production by species, by region, and by province. The aquaculture survey is intended to generate quarterly data on volume and value of cultured species by environment, by type of aquafarm, by region, and by province.

Concepts and Definitions:

Aquaculture – fishery operation involving all forms of raising and culturing of fish and other fishery species in marine, brackish and freshwater environment. Examples are fishponds, fish pens, fish cages, mussel, oyster, seaweed farms and hatcheries.

Aquafarm – the farming facilities used in the culture or propagation of aquatic species including fish, mollusk, crustaceans, and aquatic plants for purposes of rearing to enhance production.

Brackishwater – mixture of seawater and freshwater with salinity that varies with the tide. Example are estuaries, mangroves, and mouths of rivers where seawater enters during high tide.

Fisheries – all activities relating to the act or business of fishing, culturing, preserving, processing, marketing, developing, conserving and managing aquatic resources and the fishery areas including the privilege to fish or take aquatic resources thereof (RA 8550).

Fisheries Sector – the sector engaged in the production, growing, harvesting, processing, marketing, developing, conserving and managing aquatic resources and fishing areas.

Fish Cage – stationary or floating fish enclosure made of synthetic net wire/bamboo screen or other materials set in the form of an inverted mosquito net (“hapa” type) with or without cover with all sides either tied to poles staked to the water bottom or with anchored floats for aquaculture purposes.



Fish Pen – an artificial enclosure constructed within a body of water for culturing fish and fishery/ aquatic resources made up of bamboo poles closely arranged in an enclosure with wooden materials, screen or nylon netting to prevent an escape of fish.

Fishpond – a body of water (artificial or natural) where fish and other aquatic products are cultured, raised or cultivated under controlled conditions. This is a land-based type of aquafarm. Note that the setting-up of fish cages in ponds does not make the operation of a fish cage and at the same time a fishpond.

Freshwater – water without salt or marine origins, such as generally found in lakes, rivers, canals, dams, reservoirs, paddy fields, and swamps.


ATTY. SHEILA O. DE GUZMAN
Regional Director, RSSO I


JYY/TBO/MEPB

