



# SPECIAL RELEASE

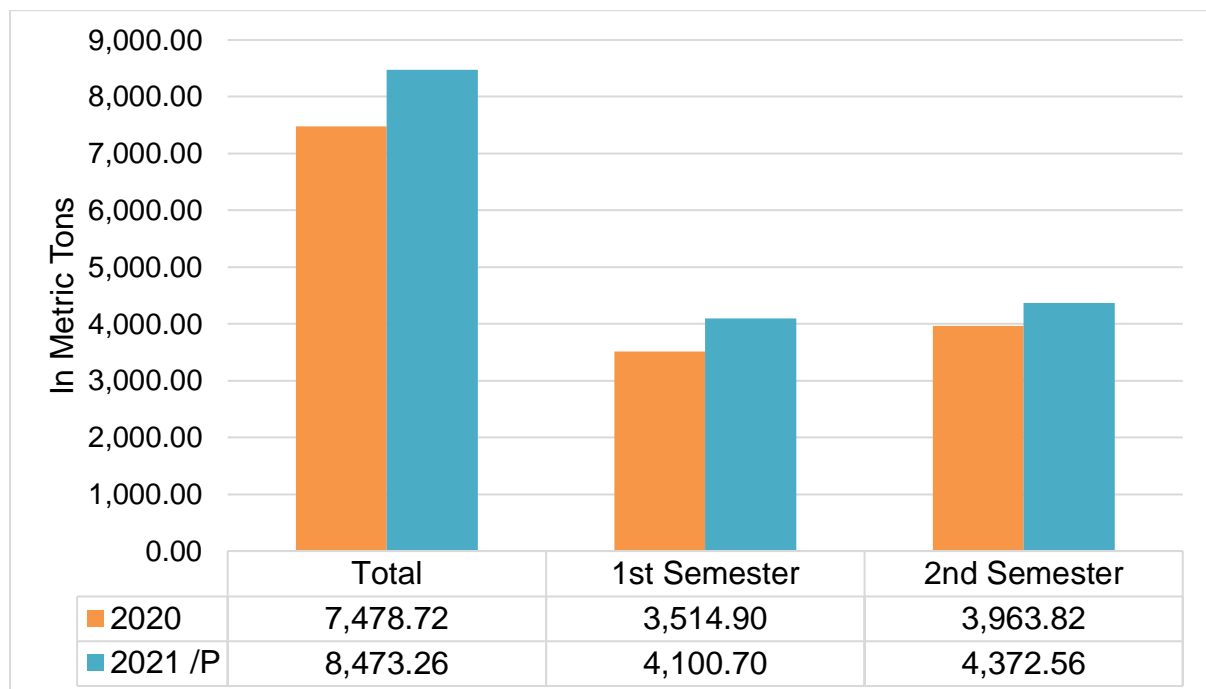
## Carabao Situation in Ilocos Region January to December 2021

Date of Release: 01 May 2022  
Reference No. 2022-024

### PRODUCTION


The total volume of carabao production in 2021 was estimated at 8,473.26 metric tons, liveweight. This was 13.30 percent higher than the 7,478.72 metric tons, liveweight output in 2020. Production on both 1<sup>st</sup> semester and 2<sup>nd</sup> semester shows an increase in 2021 with 4,100.70 metric tons and 4,372.56 metric tons, respectively.

**Figure 1. Volume of Production of Carabao by Semester, Ilocos Region: 2020-2021 (Liveweight)**

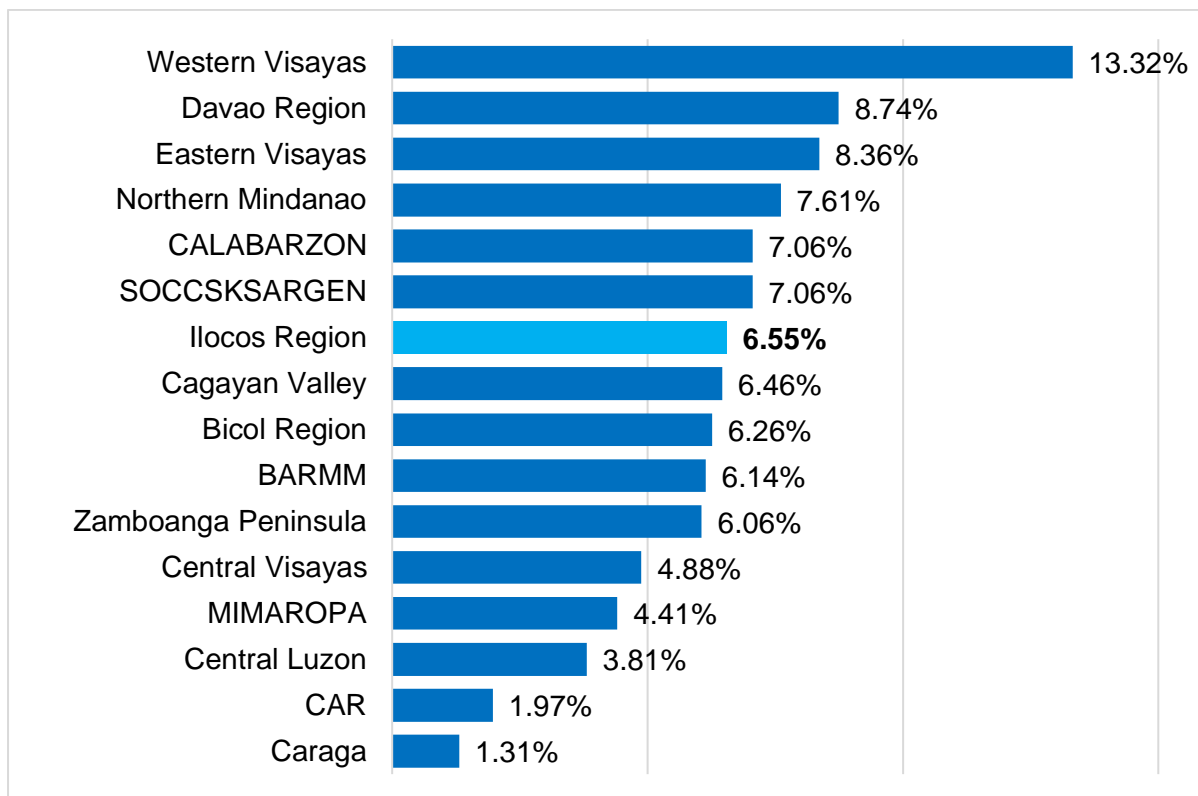


Note: /P - preliminary

Source: PSA – 2021 BLPS, CLPS and CDSPDP



**Figure 2. Percentage of Production of Carabao by Region  
Philippines: 2021**



Source: www.psa.gov.ph

Among the regions in the Philippines, Ilocos Region ranked 7<sup>th</sup> highest in the carabao production in 2021. The region accounted 6.55 percent of the country's total production of carabao at 129,344.87 metric tons, liveweight.

**Table 1. Volume of Production of Carabao by Province  
Ilocos Region: 2020 and 2021 (In Metric Tons, Liveweight)**

Particulars	2021/P	2020	Percent Change
<b>Ilocos Region</b>	8,473.26	7,478.72	13.30
Ilocos Norte	1,517.33	1,077.74	40.79
Ilocos Sur	1,380.77	877.24	57.40
La Union	828.07	702.71	17.84
Pangasinan	4,747.10	4,821.04	-1.53

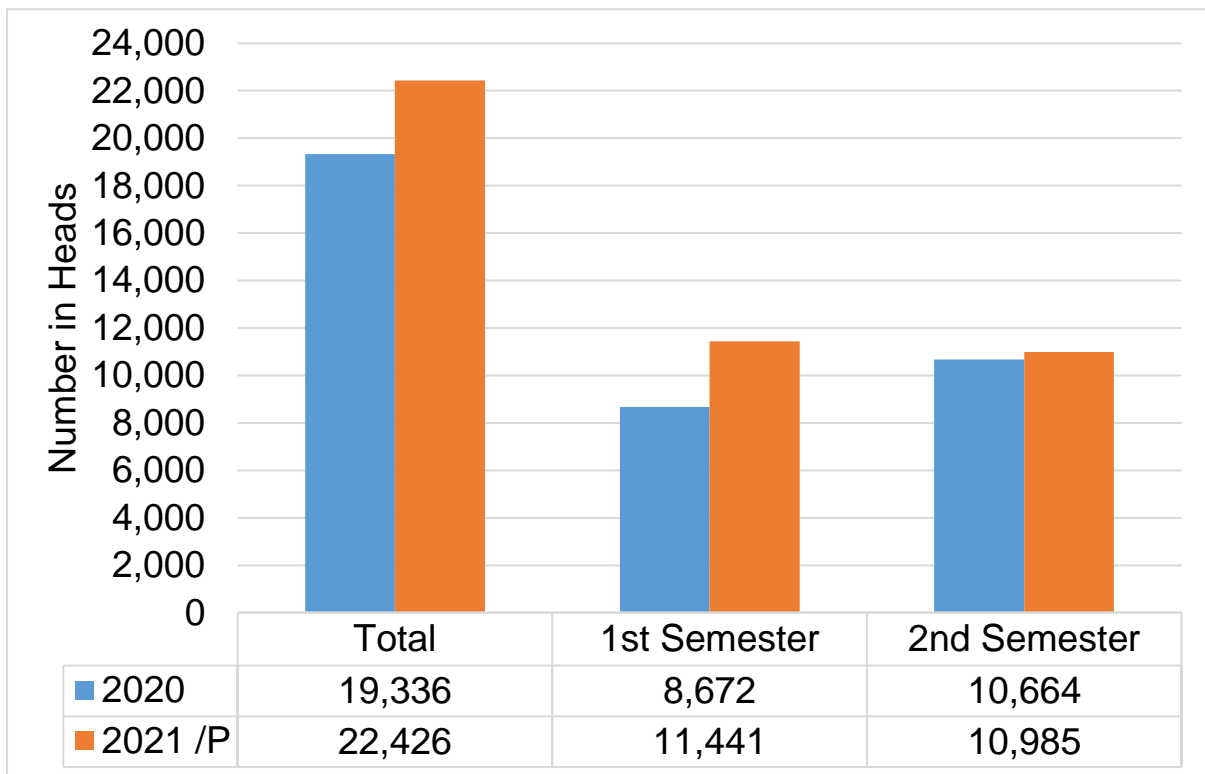
Note: /P - preliminary

Source: PSA – 2021 BLPS, CLPS and CDSPDP

By province, volume of carabao production in Ilocos Sur, Ilocos Norte, and La Union increased in 2021 by 57.40 percent, 40.79 percent, and 17.84 percent, respectively. The province of Pangasinan, however, declined by 1.53 percent from the production of 4,821.04 metric tons in 2020 to 4,747.10 metric tons in 2021.

The total number of carabao butchered in Slaughterhouses in the region in 2021 increased by 15.98 percent over 2020. Both 1<sup>st</sup> and 2<sup>nd</sup> semester of 2021 recorded an increase in number of slaughtered carabao in slaughterhouses by 31.93 percent and 3.01 percent, respectively.

**Figure 3. Number of Carabao Slaughtered in Slaughterhouses by Semester, Ilocos Region: 2020-2021<sup>P</sup>**



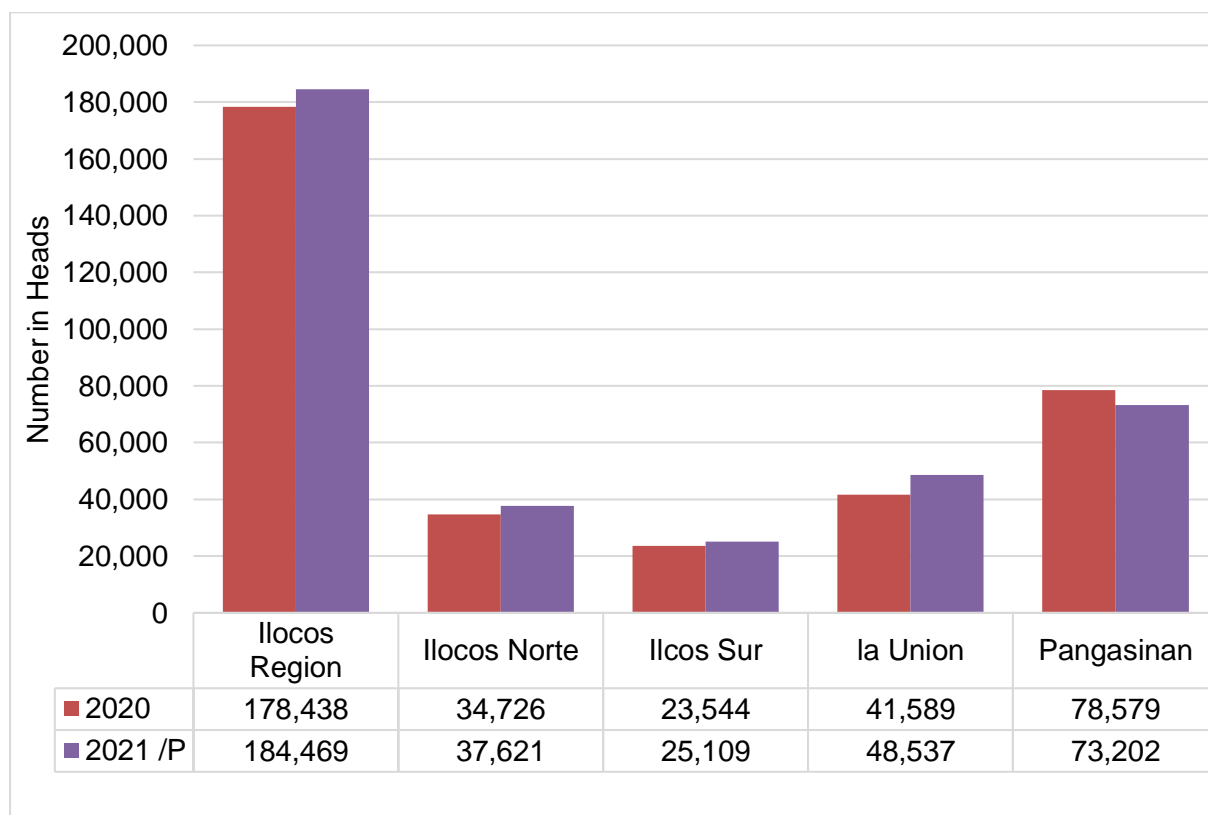
Note: /P - preliminary

Source: National Meat Inspection (NMIS), Provincial Veterinary Office (PVO), PSA – 2021 CDSPDP

## INVENTORY

Carabao inventory as of 01 January 2021 was 184,469 heads. This has an increase of 3.38 percent higher compared with the previous year's inventory of 178,438 heads. Ilocos Norte, Ilocos Sur, and La Union increased in cattle headcount as of 01 January 2021 by 8.34 percent, 6.65 percent, and 16.71 percent, respectively. On the other hand, the cattle headcount in Pangasinan decreased by 6.84 percent.

**Figure 4. Inventory of Carabao by Province, Ilocos Region  
As of 01 January 2020 and 01 January 2021**



Note: /P - preliminary

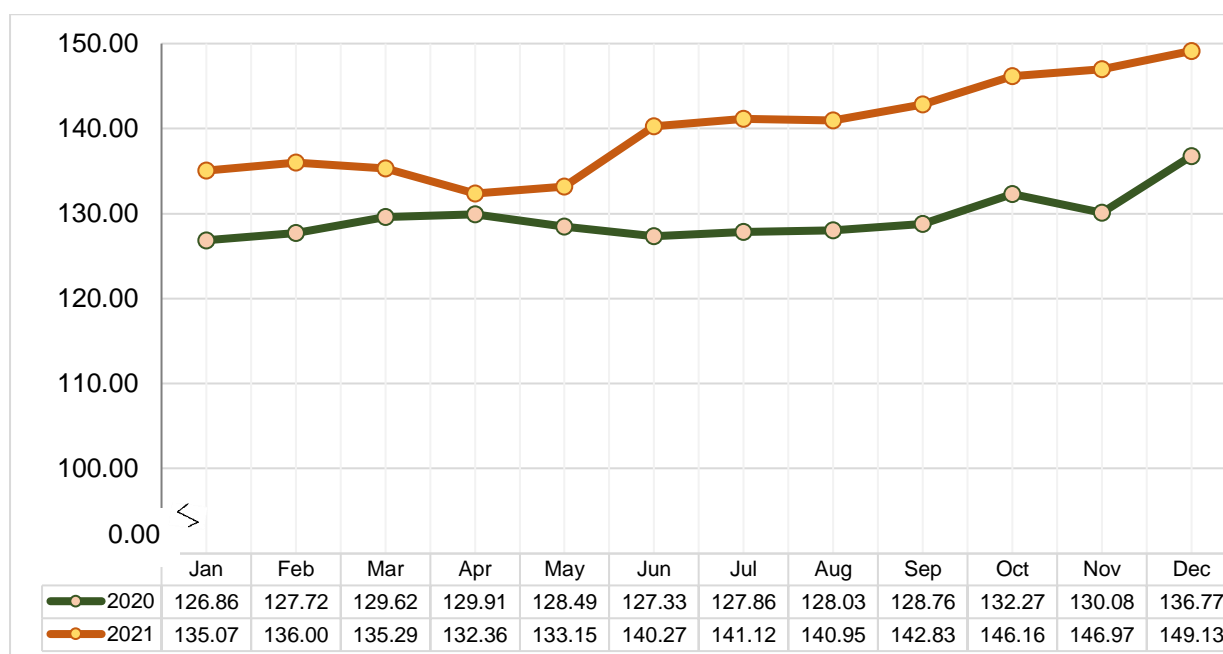
Source: PSA – 2021 BLPS and CLPS

## PRICE

The annual average farmgate price of carabao for slaughter in 2021 was PhP139.94 per kilogram, liveweight. This was 8.08 percent higher than the average farmgate price of PhP129.48 per kilogram, liveweight in 2020.

The highest farmgate price in 2021 was recorded in December at PhP149.13 per kilogram, liveweight, while the lowest price was recorded in April at PhP132.36 per kilogram, liveweight.

**Figure 1. Average Farmgate Price of Carabao for Slaughter (Backyard), Ilocos Region: January-December 2020-2021<sup>P</sup>**



Note: /P - preliminary

Source: PSA – Farm Price Survey


## TECHNICAL NOTES

The data for this report is collected by the PSA through two major surveys, namely the Backyard Livestock and Poultry Survey (BLPS) and the Commercial Livestock and Poultry Survey (CLPS). Surveys are conducted simultaneously every quarter in all provinces.

Another survey that supplements the data requirements of the subsector is the Data from Slaughterhouses Poultry Dressing Plants (CDSPDP). This covers the Accredited (AAA, AA) and Locally Registered Meat Establishments (LRMEs) nationwide and is undertaken in coordination with the National Meat Inspection Service (NMIS) and Provincial Veterinary Office (PVO) of the four provinces.

### Concepts and Definitions

- **Production.** Refers to the volume of indigenous (locally-raised) animals disposed for slaughter which include animals exported or shipped-out for slaughter (in “head” and in “liveweight equivalent”).
- **Animal Inventory (also, Animal Population).** The number of domesticated animals in head present in the farm at specific reference date.
- **Slaughterhouse (SH).** Refers to the premises that are approved, registered and licensed by the NMIS and LGUs in which food animals are slaughtered, dressed, inspected and hygienically handled in order to produce meat and offal that are safe and wholesome.
- **Farmgate price.** Refers to the price received by livestock raisers for their produce at the location of farm. Thus, marketing costs such as transport and other marketing cost (if any) incurred in selling the produce are not included in the farmgate price.

  
**ATTY. SHEILA O. DE GUZMAN**  
Regional Director

  
JYY/DAI/RKT