



# SPECIAL RELEASE

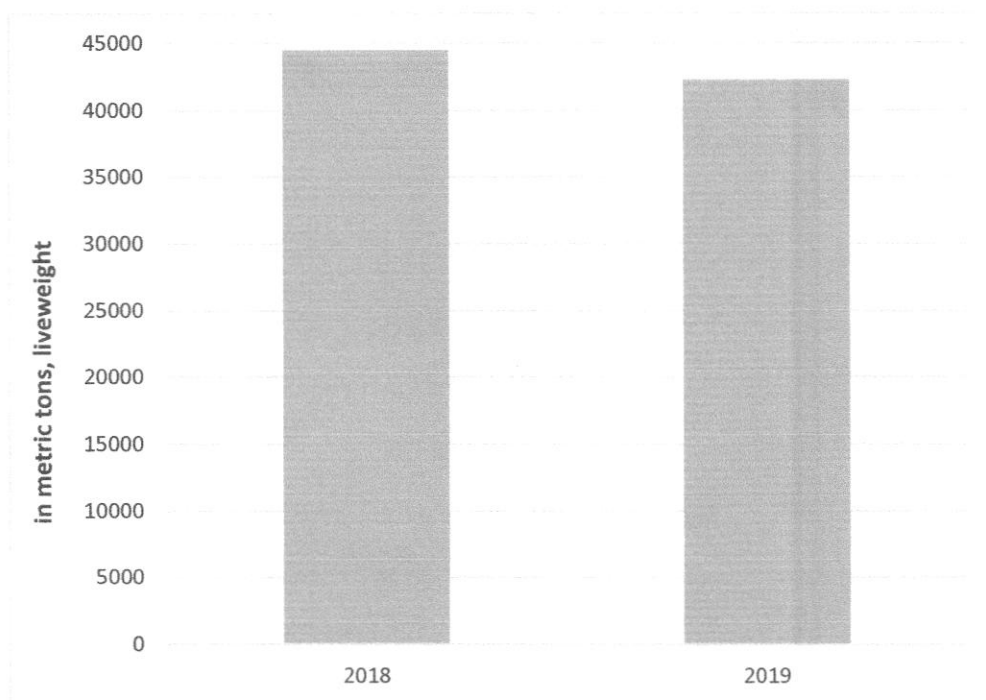
## CHICKEN SITUATIONER IN ILOCOS REGION 1st Semester 2019

**Date of Release:** December 28, 2019  
**Reference No.** 2019- 32

### PRODUCTION

The total volume of chicken production from January to June 2019 was 42,272 metric tons liveweight. This was 4.96 percent lower compared with the previous year's level of 44,478 metric tons liveweight.

**Figure 1. Volume of Production of Chicken  
Ilocos Region: 1st Semester, 2018 and 2019**



Source: Philippine Statistics Authority- Backyard Livestock and Poultry Survey (BLPS), Commercial Livestock and Poultry Survey (CLPS) and Compilation of Data From Slaughterhouses and Poultry Dressing Plants (CDSPDP)

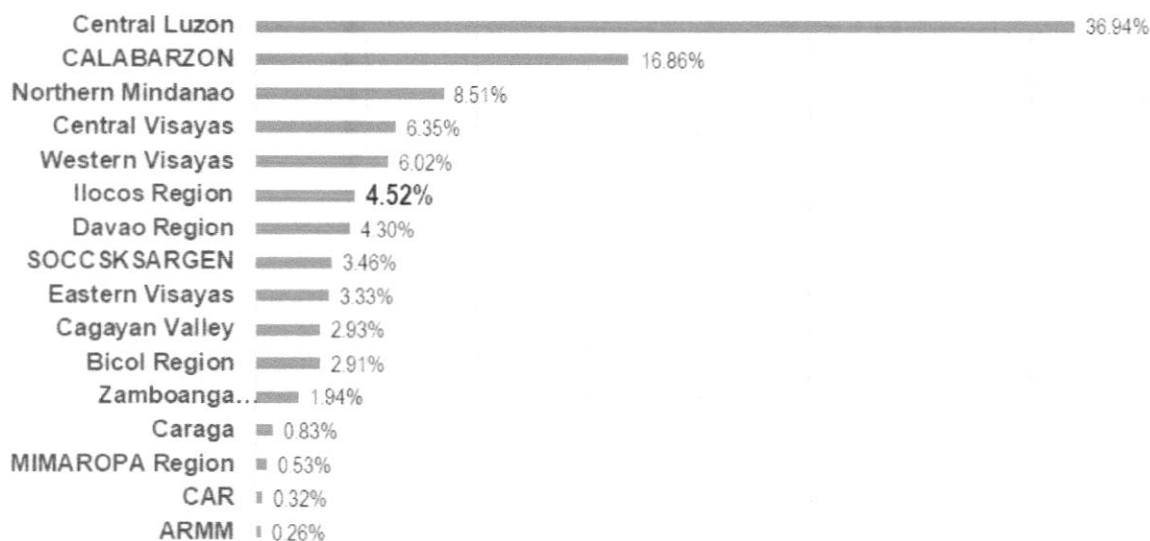


Management System  
ISO 9001:2015  
www.tuv.com  
ID: 910843991



Ilocos Region contributed 4.52 percent to the national chicken production of 936,172 metric tons liveweight in 1st semester 2019. It ranked 6th among the top ten chicken producing regions in the country.

**Figure 2. Percent Contribution of Volume of Chicken Production by Region, Philippines: 1st Sem 2019**



Source: Philippine Statistics Authority- BLPS, CLPS and CDSPDP

## INVENTORY

As of January 1, 2019, the total chicken inventory in Ilocos Region was estimated at 10.04 million birds. This increased by 0.33 percent compared with 10.00 million birds as of January 1, 2018. On the contrary, total chicken inventory decreased by 0.64 percent to 9.79 million birds as of April 1, 2019 from 9.89 million birds as of April 1, 2018. Provinces that posted decrement in chicken inventory were Ilocos Norte and Ilocos Sur with decreases of 0.21 percent and 22.95 percent respectively.

**Table 1. Chicken Inventory by Province, Ilocos Region as of January 1 and April 1, 2018 and 2019**

Geolocation	As of January 1		As of April 1		Percent Change	
	2019	2018	2019	2018	As of Jan 1	As of Apr 1
ILOCOS REGION	10,041,719	10,009,092	9,785,773	9,848,611	0.33	(0.64)
<i>Ilocos Norte</i>	1,620,498	1,653,817	1,687,894	1,691,446	(2.01)	(0.21)
<i>Ilocos Sur</i>	1,039,738	1,054,244	961,002	1,247,267	(1.38)	(22.95)
<i>La Union</i>	1,616,375	1,552,443	1,740,478	1,729,605	4.12	0.63
<i>Pangasinan</i>	5,765,108	5,748,588	5,396,399	5,180,293	0.29	4.17

Source: Philippine Statistics Authority- BLPS and CLPS

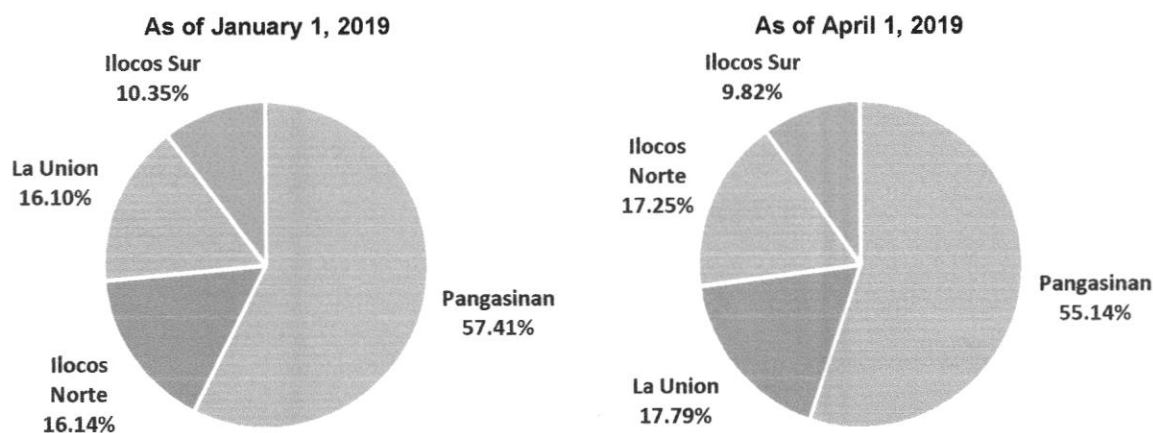


Parammata Bldg. C, Diversion Road, Sitio 5, Brgy. Biday, City of San Fernando, La Union  
 Telefax: (072) 888-4804 / 607-0247/ 888-2582  
[www.rss01.psa.gov.ph](http://www.rss01.psa.gov.ph)

By provincial breakdown as of January 1, 2019, Pangasinan contributed the highest share to the total chicken inventory with 57.41 percent. This was followed by Ilocos Norte with 16.14 percent share, La Union with 16.10 percent and Ilocos Sur with 10.35 percent share.

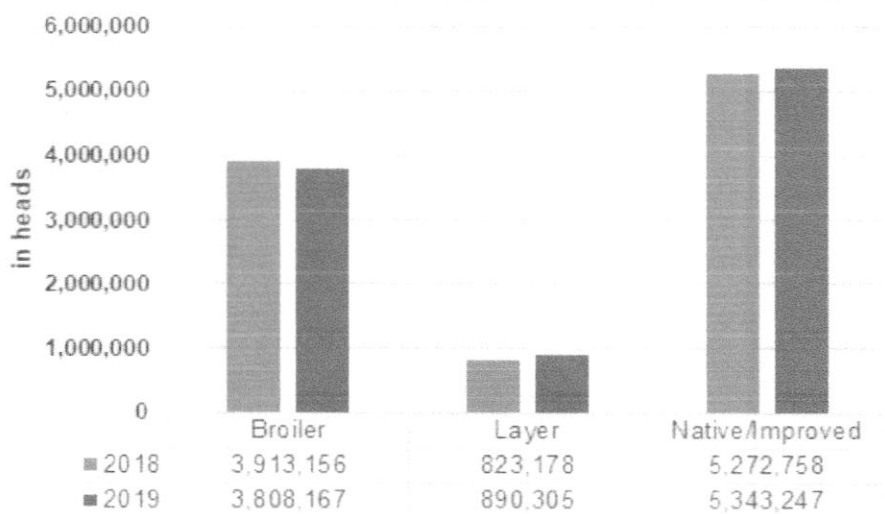
As of April 1, 2019, Pangasinan with 55.14 percent contributed the highest share to the total chicken inventory in the region as of April 1, 2019. This was followed by La Union with 17.79 percent share, Ilocos Norte with 17.25 percent share and Ilocos Sur with 9.82 percent share.

**Figure 3. Percent Distribution of Chicken Inventory by Province, Ilocos Region: as of January 1, 2019 and April 1, 2019**



The inventory of broiler as of January 1, 2019 was 3,808,167 heads. It was lower by 2.68 percent compared with 3,913,156 heads as of January 1, 2018. On the other hand, native/improved chicken and layers as of January 1, 2019 recorded increases of 1.34 percent and 8.15 percent respectively relative to same date last year. Native/improved chicken shared more than half (53.21%) of the total chicken inventory in Ilocos Region as of January 1, 2019 while broiler chicken and layers shared 37.92 percent and 8.87 percent respectively.

**Figure 4. Chicken Inventory by Type, Ilocos Region as of January 1, 2018 and 2019**



Source: Philippine Statistics Authority- BLPS and CLPS



## CHICKEN DRESSED IN POULTRY DRESSING PLANTS

The number of chickens dressed in Poultry Dressing Plants (PDPs) in 1<sup>st</sup> semester 2019 was estimated at 13.89 million heads, a decrease of 20.71 percent from the 1<sup>st</sup> Semester 2018 level. Both 1<sup>st</sup> and 2<sup>nd</sup> quarter 2019 posted decreases compared with last year's level of same period.

**Table 2. Chickens Dressed in Poultry Dressing Plants by Quarter, Ilocos Region: 1<sup>st</sup> Semester 2018 and 2019 (in heads)**

Period	2019	2018	Percent Change
1st Semester	13,890,953	17,519,368	(20.71)
1st Quarter	6,488,428	8,438,937	(23.11)
2nd Quarter	7,402,525	9,080,431	(18.48)

Note: 2019 - Preliminary

Source: National Meat Inspection Service, Philippine Statistics Authority- CDSPDP

## PRICES

The monthly average farm prices of chicken native live during the 1<sup>st</sup> semester of 2019 was generally higher than the prices last year of same period. The average price in January 2019 was Php 154.06 per kilogram liveweight. The price gradually lowered to Php 145.16 per kilogram in April 2019 and shoot up to Php 162.54 per kilo in May 2019, the highest price observed during the semester.

**Figure 5. Farm Price of Chicken Native Improved (Backyard) Ilocos Region: 1<sup>st</sup> Semester 2018 and 2019**



Source: Philippine Statistics Authority- Farm Price Survey (FPS)



Management System  
ISO 9001:2015  
www.tuv.com  
© TÜV Rheinland



Parammata Bldg. C, Diversion Road, Sitio 5, Brgy. Biday, City of San Fernando, La Union  
Telefax: (072) 888-4804 / 607-0247/ 888-2582  
www.rss01.psa.gov.ph

Average retail price of fully dressed chicken broiler in 1<sup>st</sup> semester 2019 was Php151.70 per kilogram. This recorded a meager drop of 0.03 percent as compared with Php 151.74 per kilogram in 1<sup>st</sup> semester 2018.

**Figure 6. Retail Price of Chicken Fully Dressed, Broiler  
Ilocos Region: 1<sup>st</sup> Semester 2018 and 2019**



Source: Philippine Statistics Authority- Retail Price Survey (RPS)

## TECHNICAL NOTES

The data for this report is collected by the Philippine Statistics Authority (PSA) through two major surveys: namely the BLPS and the CLPS. Surveys are conducted simultaneously every quarter in all provinces of the region.

Another survey that supplements the data requirements of the sub sector is the CDSPDP. This covers the Accredited (AAA, AA) and Locally Registered Meat Establishments (LRMEs) nationwide and is undertaken in coordination with the National Meat Inspection Service (NMIS).

### Concepts and Definitions

- **Production.** Refers to the volume of indigenous (locally-raised) animals disposed for slaughter which include animals exported or shipped-out for slaughter (in “head” and in “liveweight equivalent”).
- **Animal Inventory (also, Animal Population)** – the number of domesticated animals in head, present in the farm at a specific reference date.



- **Poultry** - a collective term for all domesticated avian for the purpose of food consumption or, the carcass of such avian dressed/processed for human consumption.
- **Chicken**- refers to a domestic poultry raised for meat, eggs, by products and other purposes. It is also the most popular poultry species different from turkey, ducks, quails, geese, etc.
- **Broiler** – strains of foreign breeds of chicken especially raised for meat purposes only. Usually, disposed of at 28 to 38 days.
- **Layer** –egg-type or dual type 6 months old female that lay eggs
- **Backyard Farm/ Raiser**- refers to any farm or household raising at least one head of animal or bird and does not qualify as a commercial farm.
- **Commercial Poultry Farm/ Operator**- refers to any poultry operator or farm which operation satisfies at least one of the following conditions: (a) 500 layers or 1,000 broilers; (b) 100 layers and 100 broilers if raised in combination; and (c) 100 head of duck regardless of age.

  
**ATTY. SHEILA O. DE GUZMAN**  
 (Chief Administrative Officer)  
 OIC -Regional Director

  
 DET/DAL



Management System  
 ISO 9001:2015  
 www.tuv.com  
 © 9108440981



Parammata Bldg. C, Diversion Road, Sitio 5, Brgy. Biday, City of San Fernando, La Union  
 Telefax: (072) 888-4804 / 607-0247/ 888-2582  
[www.rss01.psa.gov.ph](http://www.rss01.psa.gov.ph)