

SPECIAL RELEASE

Marriage Statistics

La Union: 4th Quarter of 2020

Date of Release: 30 March 2021

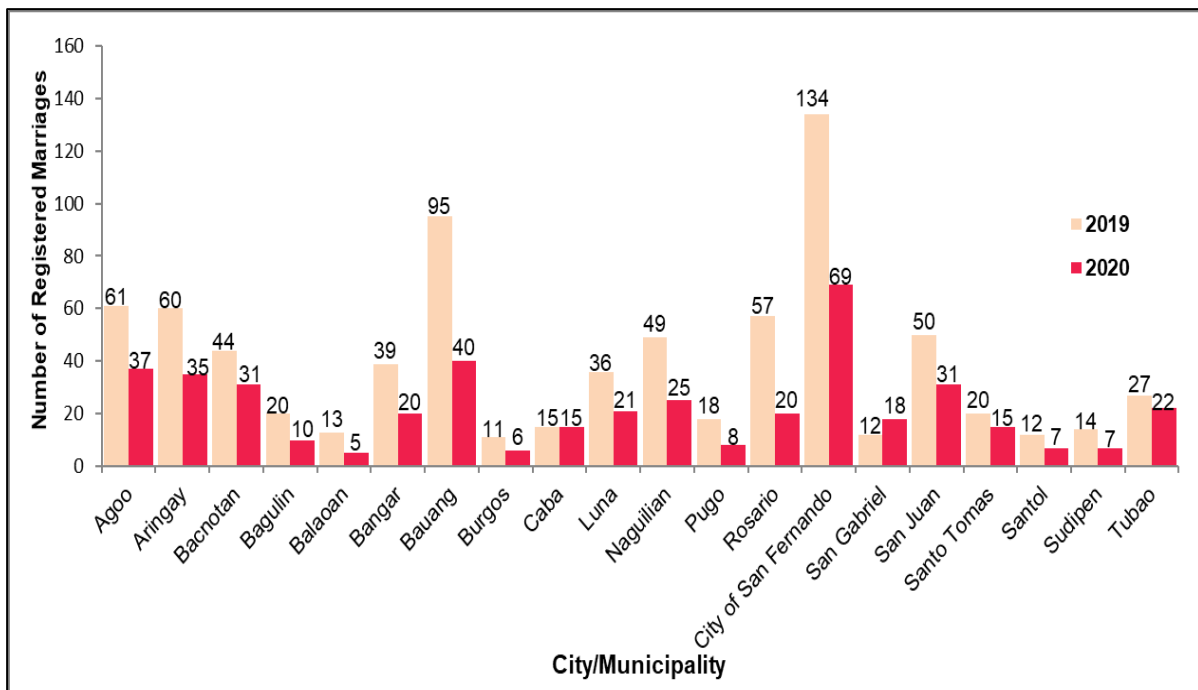
Reference No. 2021- 06



There were 442 marriages registered in 4th quarter 2020 in La Union showing a decrease of 43.84 percent from 787 marriages in the same period last year.

There were 18 city/municipalities that have lower number of registered marriages in 4th quarter 2020 compared with their figures in the same period of 2019. The top three municipalities that posted the highest decrease were Rosario from 57 to 20 (64.91%), Balaoan from 13 to 5 (61.54%), and Bauang from 95 to 40 (57.89%).

Meanwhile, San Gabriel was the only municipality that recorded an increase in the number of registered marriages in the province from 12 marriages in 4th quarter 2019 to 18 marriages in 4th quarter 2020.



**Figure 1. Number of Registered Marriages by City/Municipality
La Union: 4th Quarter, 2019 and 2020**

Table 1. Number and Percent Distribution of Registered Marriages by City/Municipality, La Union: 4th Quarter, 2019 and 2020

City/Municipality	Number		Percent	
	4 th Quarter		4 th Quarter	
	2020	2019	2020	2019
LA UNION	442	787	100.00	100.00
Agoo	37	61	8.37	7.75
Aringay	35	60	7.92	7.62
Bacnotan	31	44	7.01	5.59
Bagulin	10	20	2.26	2.54
Balaoan	5	13	1.13	1.65
Bangar	20	39	4.52	4.96
Bauang	40	95	9.05	12.07
Burgos	6	11	1.36	1.40
Caba	15	15	3.39	1.91
Luna	21	36	4.75	4.57
Naguilian	25	49	5.66	6.23
Pugo	8	18	1.81	2.29
Rosario	20	57	4.52	7.24
City of San Fernando	69	134	15.61	17.03
San Gabriel	18	12	4.07	1.52
San Juan	31	50	7.01	6.35
Santo Tomas	15	20	3.39	2.54
Santol	7	12	1.58	1.52
Sudipen	7	14	1.58	1.78
Tubao	22	27	4.98	3.43

SOURCE: Preliminary results from the Decentralized Vital Statistics System 2011

In 4th quarter 2020, City of San Fernando recorded the highest number of registered marriages in La Union with 69 marriages or 15.61 percent of the total registered marriages in the province. Bauang ranked second with 40 marriages (9.05 percent share) followed by Agoo with 37 marriages (8.37 percent share).

In the same quarter a year ago, the lone city also topped the city/municipalities with 134 marriages or 17.03 percent of the total registered marriages in the province. It was followed by Bauang with 95 marriages (12.07 percent share) and Agoo with 61 marriages (7.75 percent share).

On the other end, the municipality of Balaoan posted the least number of registered marriages in 4th quarter 2020 with five (1.13 percent share).

Table 2. Number and Daily Average of Registered Marriages by Month, La Union: 4th Quarter, 2019 and 2020

Month of Registration	Number		Daily Average	
	4 th Quarter		4 th Quarter	
	2020	2019	2020	2019
La Union	442	787	5	9
October	96	189	3	6
November	73	156	2	5
December	273	442	9	14

SOURCE: Preliminary results from the Decentralized Vital Statistics System 2011

The month of December was the most preferred month to tie the knot both during the 4th quarter of 2019 and 2020 with a total of 442 marriages and 273 marriages, respectively. These correspond to a daily average of 14 registered marriages and nine registered marriages, respectively. Moreover, these surpassed the provincial daily average number of five registered marriages in the 4th quarter 2020 and nine registered marriages in the same quarter last year.

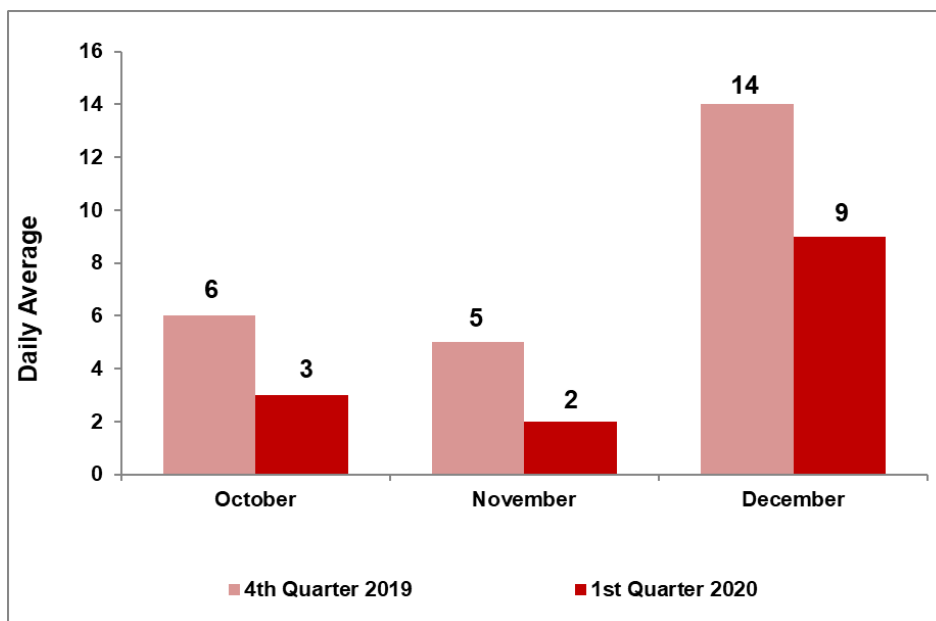
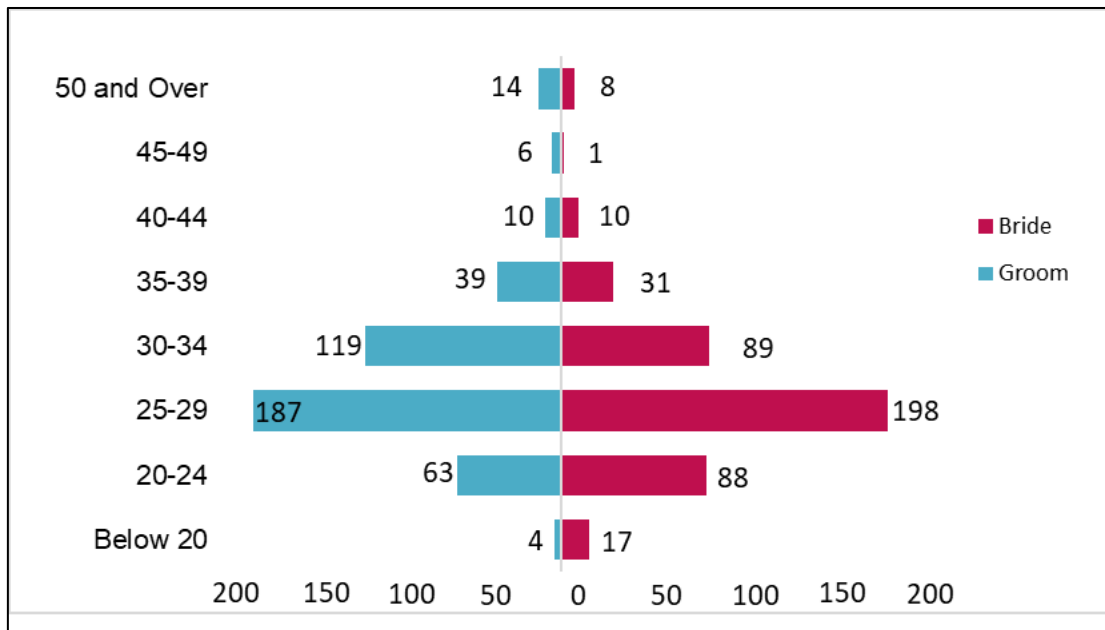


Figure 2. Daily Average of Registered Marriages by Month



La Union: 4th Quarter, 2019 and 2020

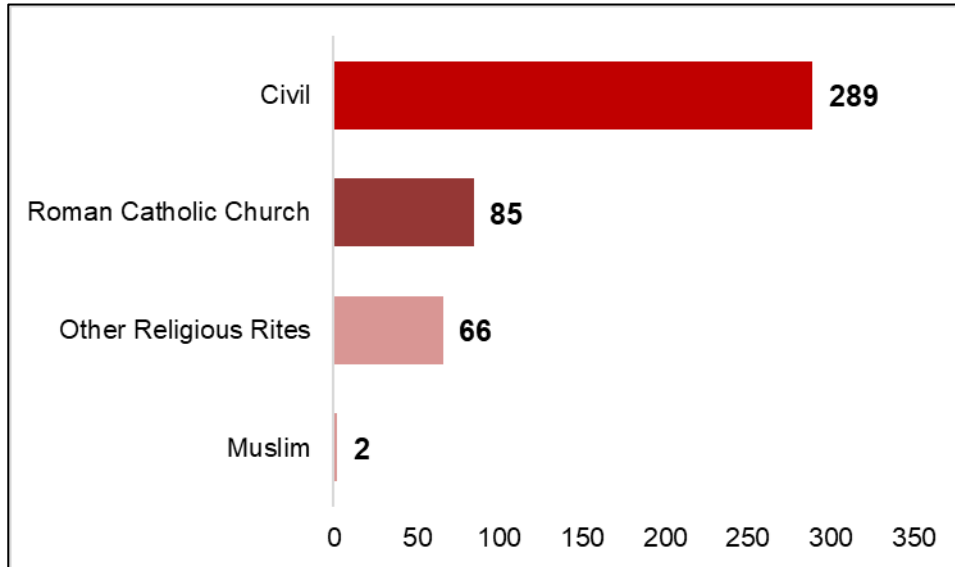
The least daily average number of marriage occurrences in 4th quarter 2020 was recorded in November with two marriage occurrences. Similarly, in last year's 4th quarter, the month of November recorded the least daily average marriages with five occurrences.



**Figure 3. Number of Registered Marriages by Age Group of Groom and Bride
 La Union: 4th Quarter, 2020**


The biggest proportion of grooms who got married in 4th quarter 2020 belonged to the age group 25 to 29 with 187 grooms while, the biggest proportion of brides belonged to age group of 25 to 29 with 198.

On the contrary, the least proportion of grooms who got married in 4th quarter 2020 was recorded under the below 20 age group with four grooms while the least proportion of brides belonged to the age group 45 to 49 with one bride.



**Figure 4. Number of Registered Marriages by Type of Ceremony
La Union: 4th Quarter 2020**

In 4th quarter 2020 in La Union, marriages performed through civil rites ranked first with 289 marriages (65.38 percent share). Marriage ceremonies solemnized by Roman Catholic Churches ranked second with 85 or 19.23 percent of the total marriages in the province followed by marriages solemnized by other religious rite with 66 (14.93 percent share). On the other end, there were two marriages performed by Muslim rites in 4th quarter 2020.


DANITES E. TENIDO, PhD
Chief Statistical Specialist

Explanatory Notes

Data on marriages presented in this release were obtained from the Certificate of Marriage (Municipal Form No. 97) registered at the Office of the City/Municipal Civil Registrars in La Union and forwarded to the Philippine Statistics Authority - La Union Provincial Statistical Office. Information presented includes marriages registered from October to December of 2019 and 2020.