



SPECIAL RELEASE

MUNICIPAL FISHERIES SITUATIONER IN LA UNION 4TH QUARTER 2022

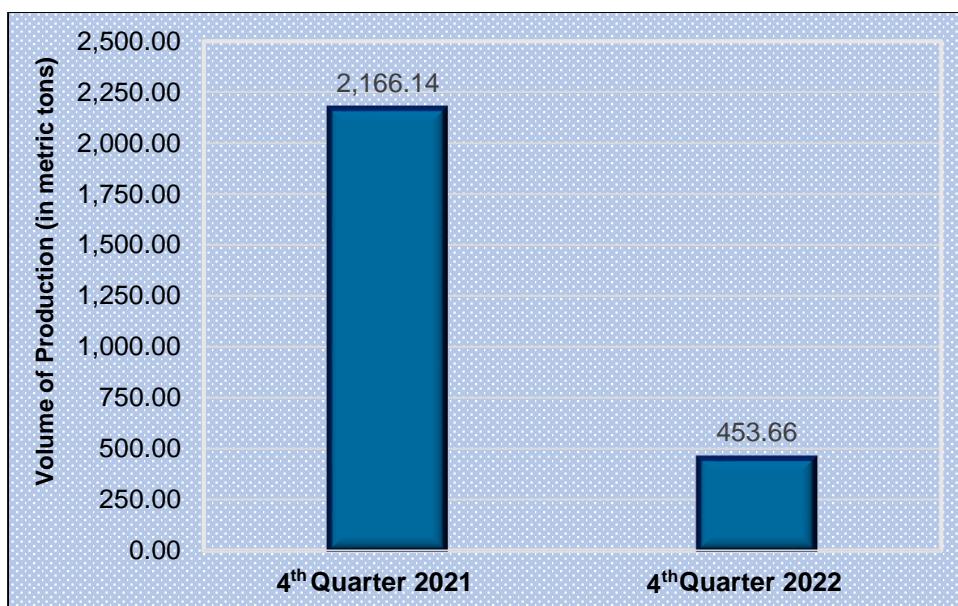
Date of Release: 28 February 2023

Reference No. 2023-24

La Union's municipal fisheries production declines in 4th Quarter 2022

The total municipal fisheries production in La Union decreased by 79.06 percent from the estimated production of 2,166.14 metric tons in 4th quarter 2021 to 453.66 metric tons in 4th quarter 2022.

**Figure 1. Volume of Municipal Fisheries Production
La Union: 4th Quarter 2021 and 4th Quarter 2022**



Source: Philippine Statistics Authority, Quarterly Municipal Fisheries Survey

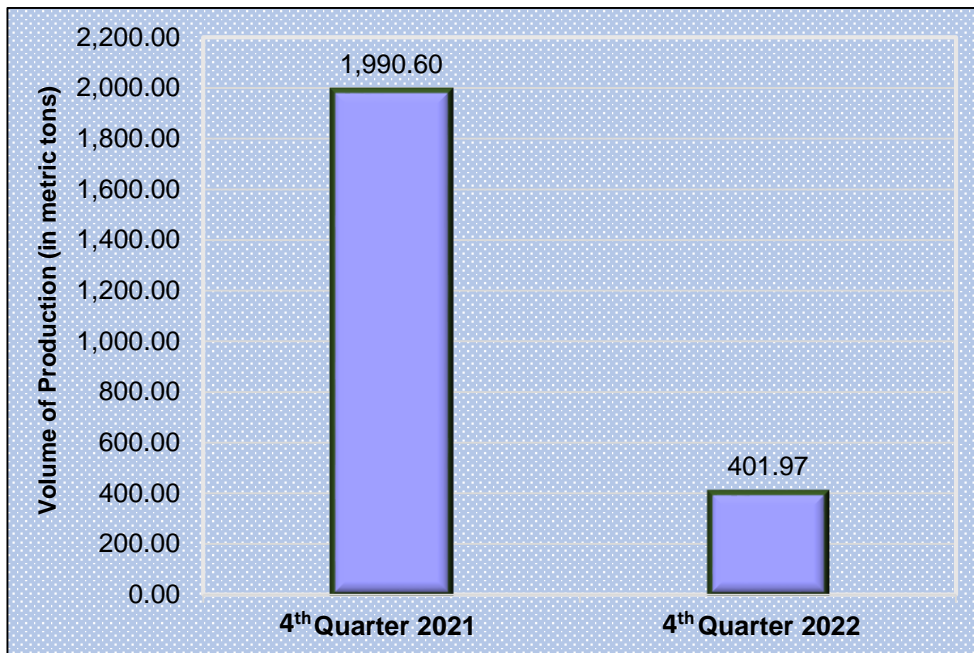
Of the total volume of production for municipal fisheries, 88.61 percent came from marine municipal fisheries while 11.39 percent from inland municipal fisheries.



Marine Municipal

The volume of production from marine municipal fisheries dropped by 79.81 percent from 1,990.60 metric tons in 4th quarter 2021 to 401.97 metric tons in 4th quarter 2022.

**Figure 2. Volume of Marine Municipal Fisheries Production
La Union: 4th Quarter 2021 and 4th Quarter 2022**



Source: Philippine Statistics Authority

The dominant catch in marine municipal fisheries of the province in 4th quarter 2022 were Blue Crab (Alimasag) with 91.43 metric tons (22.75 percent share), Goatfish (Saramulyete) with 50.71 metric tons (12.62 percent share), Yellowfin Tuna (Tambakol/Bariles) with 28.84 metric tons (7.17 percent share), Threadfin Bream (Bisugo) with 28.03 metric tons (6.97 percent share), and Skipjack (Gulyasan) with 25.71 metric tons (6.40 percent share).


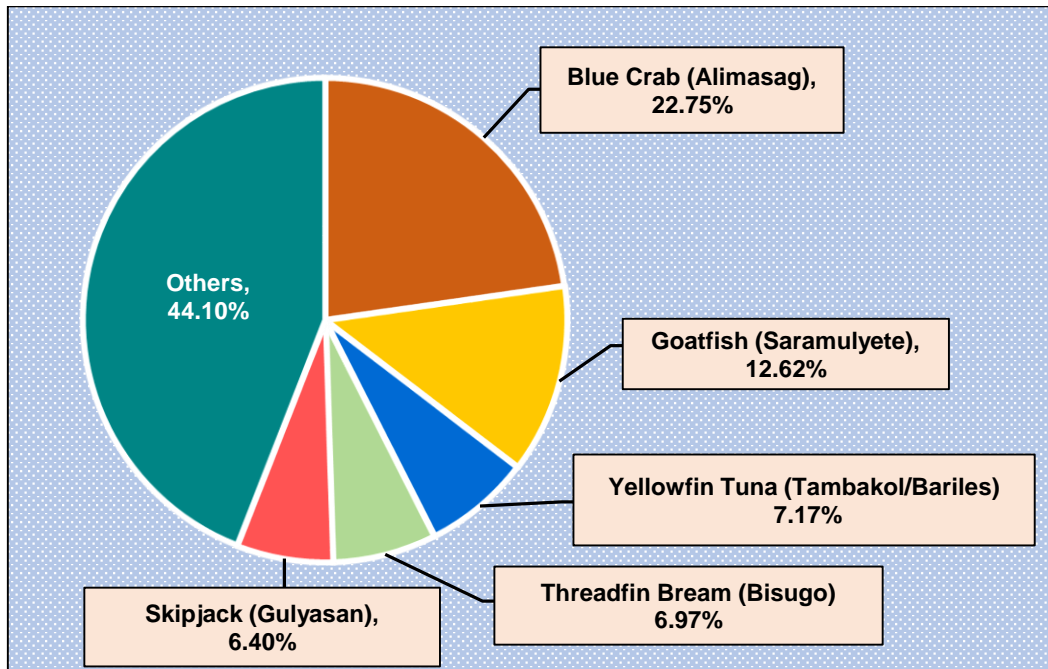


Figure 3. Percentage Contribution of Top Species to the Total Marine Municipal Fisheries Volume of Production La Union: 4th Quarter 2022

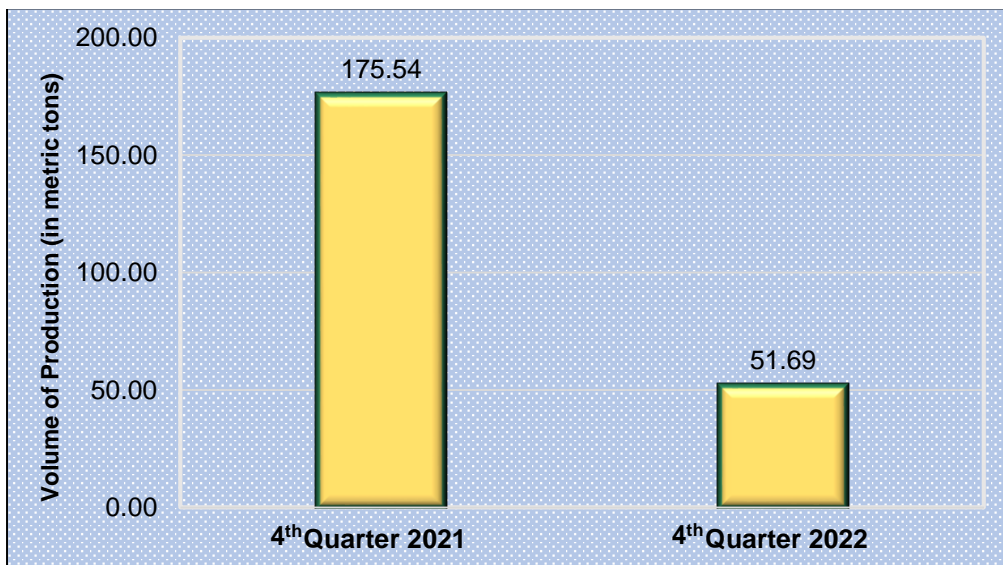


Source: Philippine Statistics Authority
 *Details may not add up to total due to rounding

Inland Municipal

The volume of production from inland municipal fisheries went down by 70.55 percent from 175.54 metric tons in 4th quarter 2021 to 51.69 metric tons in 4th quarter 2022.

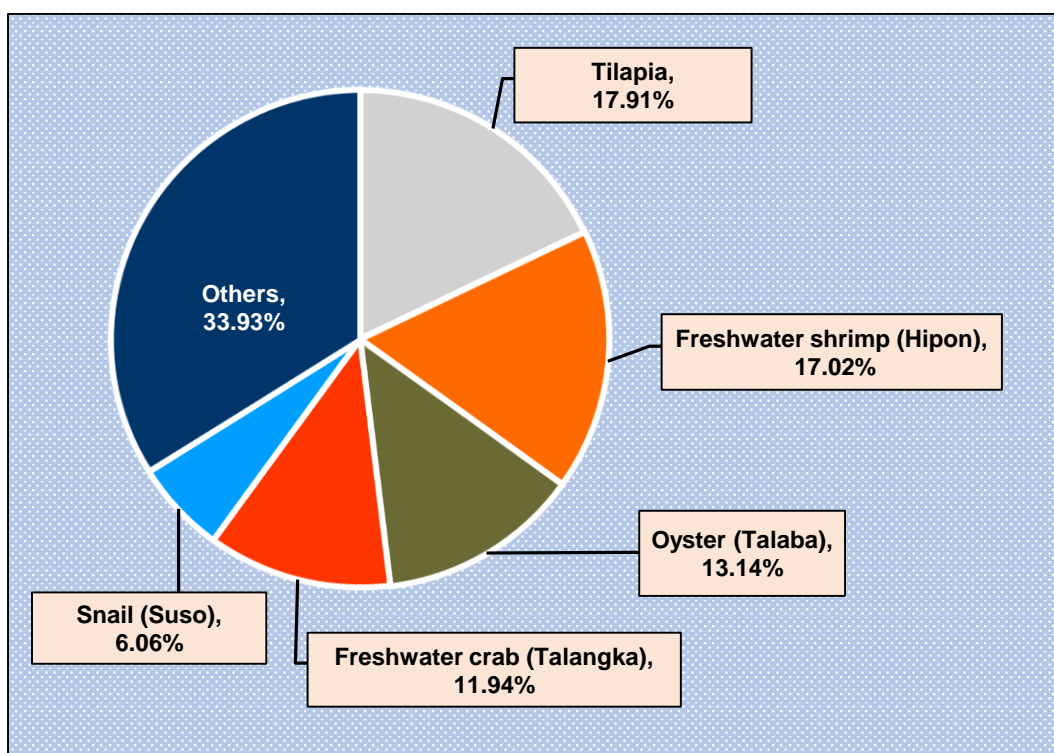
Figure 4. Volume of Inland Municipal Fisheries Production La Union: 4th Quarter 2021 and 4th Quarter 2022



Source: Philippine Statistics Authority

The top five major catch in the province in 4th quarter 2022 were Tilapia with 9.26 metric tons (17.91 percent share), Freshwater Shrimp (Hipon) with 8.80 metric tons (17.02 percent share), Oyster (Talaba) with 6.79 metric tons (13.14 percent share), Freshwater Crab (Talangka) with 6.17 metric tons (11.94 percent share), and Snail (Suso) with 3.13 metric tons (6.06 percent share).

**Figure 5. Percentage Contribution of Top Species to the Total Inland Municipal Fisheries Volume of Production
La Union: 4th Quarter 2022**



Source: Philippine Statistics Authority

Municipal fisheries data were gathered from administrative records of the Philippine Fisheries Development Authority (PFDA), Local Government Unit (LGU) - managed landing centers, and traditional landing centers.



TECHNICAL NOTES


Inland Municipal Fishing – the catching of fish, crustaceans, mollusks and other aquatic animals and plants in inland waters like lakes, rivers, dams, marshes, etc. using simple gears and fishing boats some of which are non-motorized with a capacity of less than three (3) gross tons, or fishing not requiring the use of fishing boats.

Landing Center is a place where the fish catch and other aquatic products are unloaded and traded. Traditional landing center is a type of landing center where fishermen could unload their catch and/or dock their fishing boats without any obligation or payment for the use of the place.

Quarterly Inland Fisheries Survey is a survey on volume and price of fish by species, caught by households engaged in inland fishing. It gathers quarterly data with monthly catch from sample fishing households. Respondents are fishermen or any knowledgeable member of the sample household.

Quarterly Municipal Fisheries Survey (Traditional Landing Center) – is a survey on volume and price of fish, by species, unloaded by fishing boats three (3) gross tons or less. It gathers quarterly data for the entire sample landing center with information on monthly fish unloading.

Quarterly Municipal Fisheries Survey (Philippine Fisheries Development Authority (PFDA), Local Government Units (LGUs), Privately-Managed Landing Centers) is gathering of data on volume and price of fish from administrative records of Philippine Fisheries Development Authority (PFDA) and Local Government Units (LGU)-managed landing centers. It is done on a quarterly basis with information from three (3) month period.



DANITES E. TENIDO, Ph.D.
Chief Statistical Specialist



MAQ/MFC