



# SPECIAL RELEASE

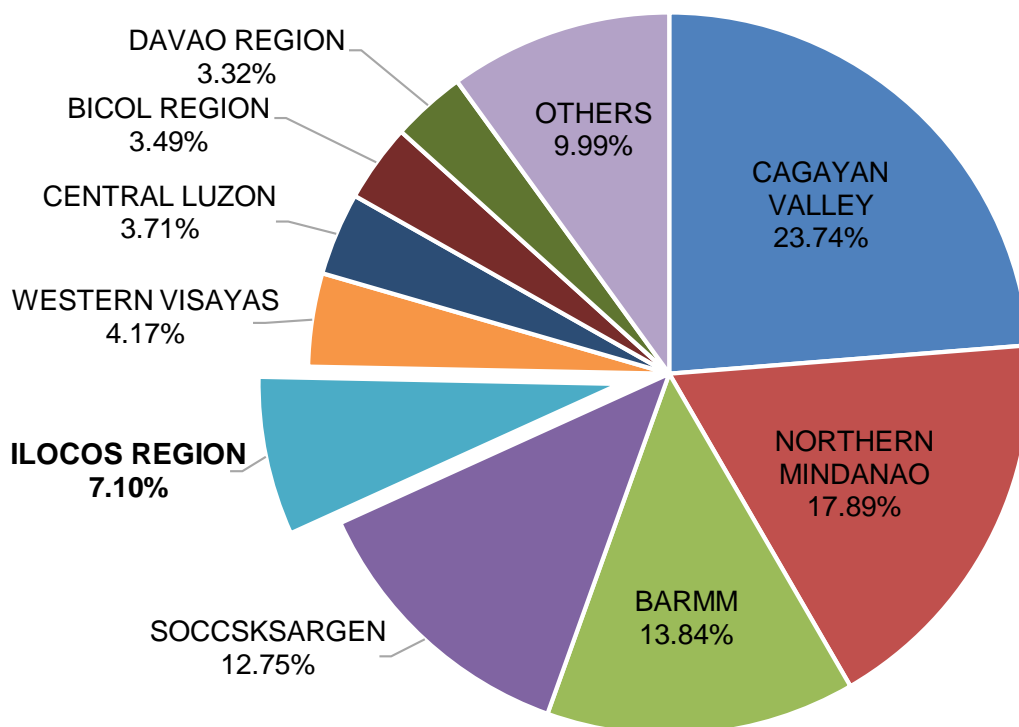
## Corn Production in the Ilocos Region Improves in 2022

Date of Release: 19 February 2023

Reference No. 2023-021

The corn production in the Ilocos Region increased by 2.54 percent in 2022. The output of 585,756 metric tons is higher than the 571,259 metric tons in 2021. Ilocos Region ranked fifth in terms of volume of production among the regions in the country in 2022 with 7.10 percent share.

**Figure 1. Percentage Distribution of Volume of Corn Production by Region, Philippines: 2022**



Source: Corn Production Survey, PSA



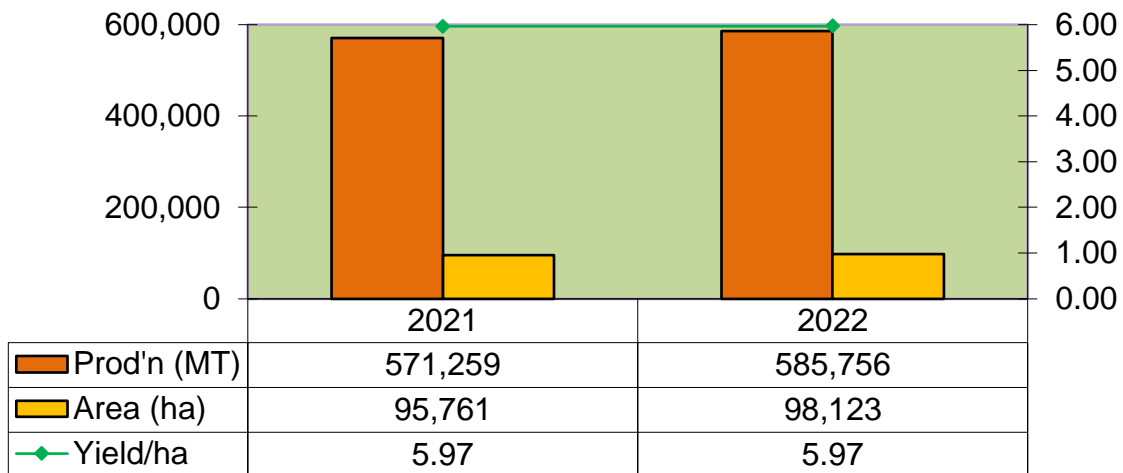
Management System  
ISO 9001:2015



www.tuv.com  
ID 3108640991

The harvest area went up from 95,761 hectares to 98,123 hectares. Moreover, the yield per hectare increased by 0.07 percent. All the provinces in the Ilocos Region contributed to the overall increase in corn output.

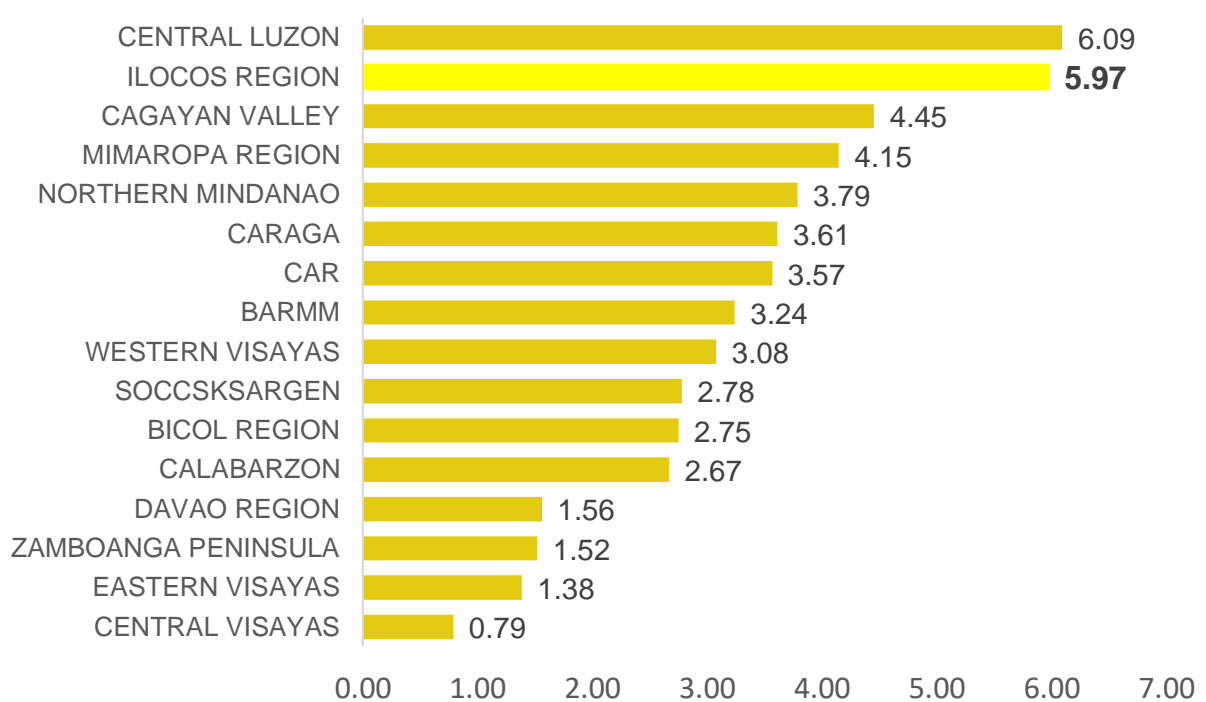
**Figure 2. Corn Production Estimates, Ilocos Region: 2021 and 2022**



Source: Corn Production Survey, PSA

The Ilocos Region ranked second in terms of yield per hectare among the regions in the country with 5.97 metric tons.

**Figure 3. Corn Yield Per Hectare by Region, Philippines: 2022**



Source: Corn Production Survey, PSA



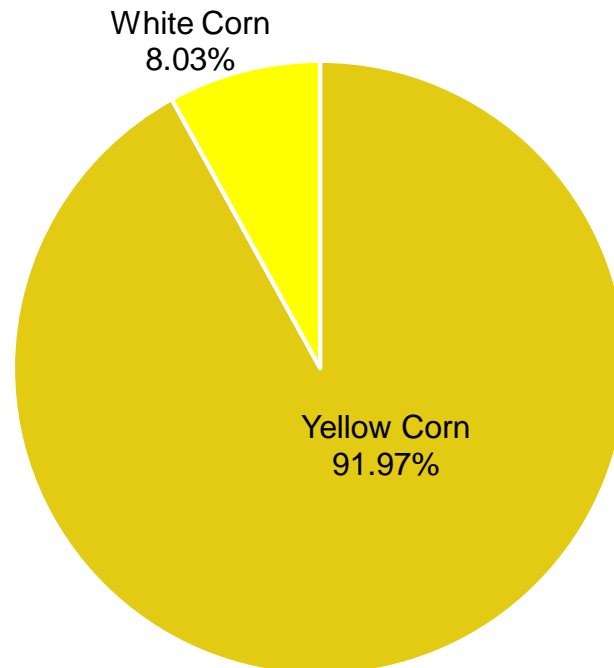
Management System  
ISO 9001:2015  
www.tuv.com  
ID: 9108640991



Pammata Bldg. C, Diversion Road, Sitio 5, Brgy. Biday, City of San Fernando, La Union  
Telefax: 607-0247/ 888-2582  
www.rss01.psa.gov.ph

The corn production of Ilocos Region was dominated by yellow corn variety which accounted 91.97 percent of the total corn production of the region.

**Figure 4. Percentage Distribution of Volume of Corn Production by Type, Ilocos Region: 2022**



Source: Corn Production Survey, PSA

The province of Pangasinan contributed 62.56 percent to the total corn production of the Ilocos Region in 2022. The production of 366,443 metric tons is higher by 2.29 percent from the record in 2021 of 358,233 metric tons. The harvest area also increased from 58,395 hectares to 59,378 hectares. Moreover, the yield per hectare went up from 6.13 metric tons in 2021 to 6.17 metric tons in 2022.

Ilocos Sur which shared 19.53 percent to the total corn production of the region increased by 3.31 percent. The output reached to 114,406 metric tons from 110,736 metric tons in 2021. The harvest area increased by 5.41 percent, from 18,903 hectares in 2021 to 19,926 hectares in 2022. However, the yield per hectare declined by 1.99 percent from 5.86 metric tons to 5.74 metric tons.



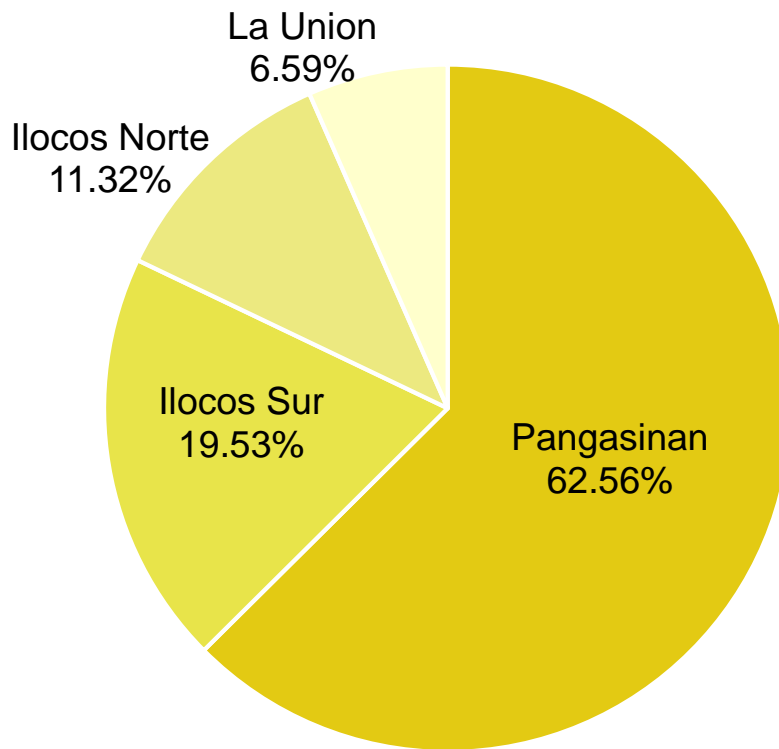
Management System  
ISO 9001:2015



www.tuv.com  
ID: 9108640991

Parammata Bldg. C, Diversion Road, Sitio 5, Brgy. Biday, City of San Fernando, La Union  
Telefax: 607-0247/ 888-2582  
www.rss01.psa.gov.ph

**Figure 5. Percentage Distribution of Volume of Corn Production by Province, Ilocos Region: 2022**



Source: Corn Production Survey, PSA

The volume of corn production in Ilocos Norte improved in 2022. The output is higher by 1.20 percent from 65,496 metric tons in 2021 to 66,284 metric tons in 2022. The harvest area also increased by 0.89 percent from 11,615 hectares in 2021. Likewise, the yield per hectare went up from 5.64 metric tons to 5.66 metric tons.

The province of La Union marked at 38,623 metric tons in 2022. This is higher than the output in 2021 of 36,794 metric tons. The harvest area went up by 3.70 percent, from the 6,848 hectares in 2021 to 7,101 hectares in 2022. The yield per hectare, likewise, increased from 5.37 metric tons to 5.44 metric tons.



Management System  
ISO 9001:2015



www.tuv.com  
ID: 9108640991

Parammata Bldg. C, Diversion Road, Sitio 5, Brgy. Biday, City of San Fernando, La Union  
Telefax: 607-0247/ 888-2582  
www.rss01.psa.gov.ph

**Table 1. Corn Production Estimates by Province  
Ilocos Region: 2021 and 2022**

ITEM	Annual		Growth Rate (%)
	2021	2022	
<b>PRODUCTION (MT)</b>	<b>571,259</b>	<b>585,756</b>	<b>2.54</b>
Ilocos Norte	65,496	66,284	<b>1.20</b>
Ilocos Sur	110,736	114,406	<b>3.31</b>
La Union	36,794	38,623	<b>4.97</b>
Pangasinan	358,233	366,443	<b>2.29</b>
<b>AREA HARVESTED (Ha)</b>	<b>95,761</b>	<b>98,123</b>	<b>2.47</b>
Ilocos Norte	11,615	11,718	<b>0.89</b>
Ilocos Sur	18,903	19,926	<b>5.41</b>
La Union	6,848	7,101	<b>3.70</b>
Pangasinan	58,395	59,378	<b>1.68</b>
<b>YIELD/HECTARE</b>	<b>5.97</b>	<b>5.97</b>	<b>0.07</b>
Ilocos Norte	5.64	5.66	<b>0.31</b>
Ilocos Sur	5.86	5.74	<b>(1.99)</b>
La Union	5.37	5.44	<b>1.23</b>
Pangasinan	6.13	6.17	<b>0.60</b>

*Note: Details may not add up to total due to rounding*

*Source: Corn Production Survey, PSA*

## TECHNICAL NOTES

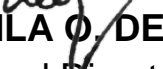
The Corn Production Survey (CPS) is a quarterly survey of the Philippine Statistics Authority conducted simultaneously with the Palay Production Survey (PPS). The survey generates estimates on corn production, area and yield and other production-related data that serve as inputs for policymaking and programs on corn. The CPS covers sample-farming households in sample barangays in all provinces. It is conducted with the following quarters as the reference periods:

April Round Survey - January to March

July Round Survey - April to June

October Round Survey - July to September

January Round Survey - October to December

  
**ATTY. SHEILA O. DE GUZMAN**  
Regional Director

  
JYY/TBOR/AG



Management  
System  
ISO 9001:2015



www.tuv.com  
ID: 9108640991

Parammata Bldg. C, Diversion Road, Sitio 5, Brgy. Biday, City of San Fernando, La Union  
Telefax: 607-0247/ 888-2582  
[www.rss01.psa.gov.ph](http://www.rss01.psa.gov.ph)