



SPECIAL RELEASE

Corn Production in the Ilocos Region Increases in 4th Quarter 2022

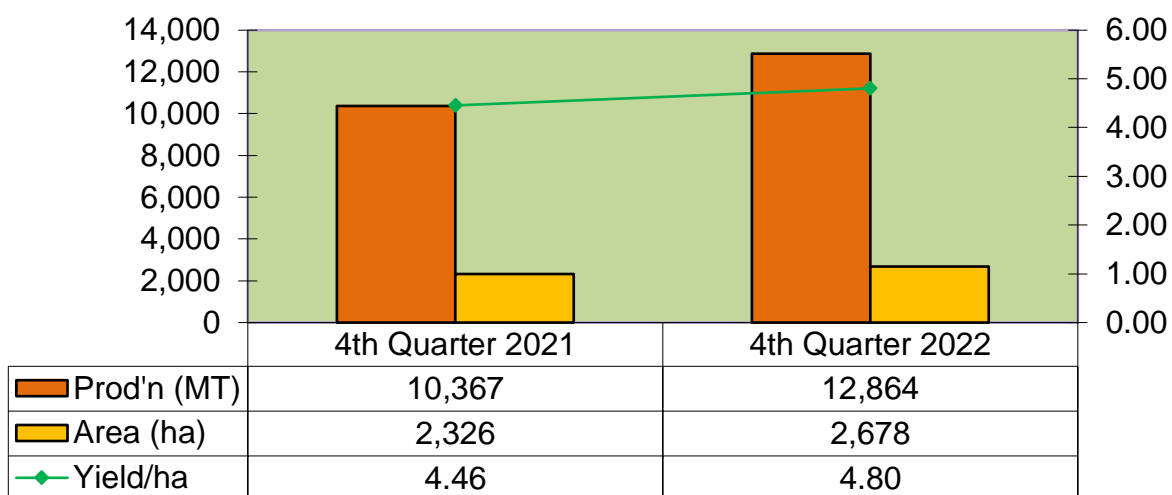
Date of Release: 01 February 2023

Reference No. 2023-013

The corn production in the Ilocos Region in 4th quarter 2022 increased by 24.08 percent. From the output of 10,367 metric tons in the same period of 2021, it went up to 12,864 metric tons in 4th quarter 2022. The harvest area expanded from 2,326 hectares to 2,678 hectares. The yield per hectare also increased from 4.46 metric tons to 4.80 metric tons.

All the provinces in the Ilocos Region managed to record positive growth in corn output during the period.

**Figure 1. Corn Estimates, Ilocos Region
4th Quarter 2021 and 4th Quarter 2022**

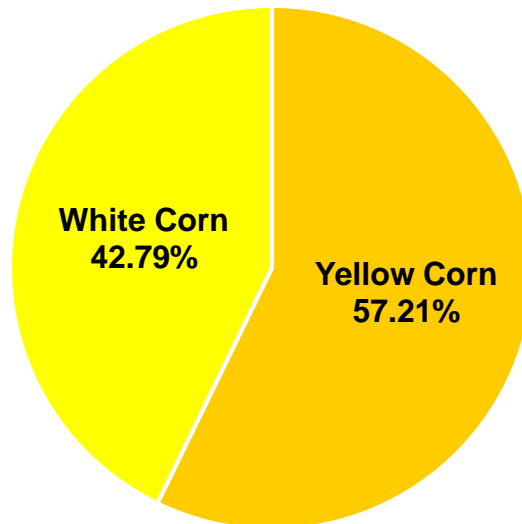


Source: Corn Production Survey, PSA



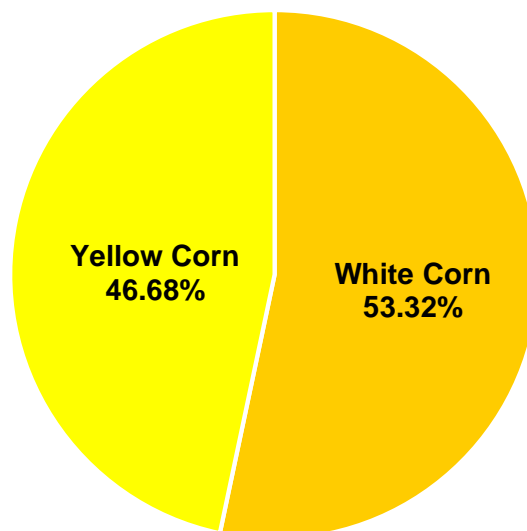
About 57.21 percent of the total corn production of the Ilocos Region in 4th quarter 2022 were yellow corn.

Figure 2. Percentage Distribution of Volume of Corn Production by Type, Ilocos Region: 4th Quarter 2022



Source: Corn Production Survey, PSA

Figure 3. Percentage Distribution of Area of Corn Production by Type, Ilocos Region: 4th Quarter 2022



Source: Corn Production Survey, PSA

In terms of the area harvested, white corn comprised 53.32 percent while 46.68 percent were yellow corn.



Management System
ISO 9001:2015
www.tuv.com
ID: 9108640991

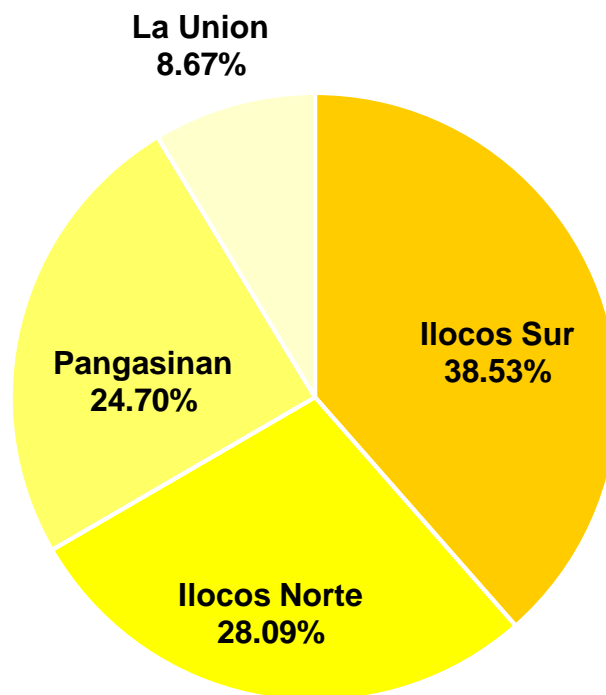


Parammata Bldg. C, Diversion Road, Sitio 5, Brgy. Biday, City of San Fernando, La Union
Telefax: 607-0247/ 888-2582
www.rss01.psa.gov.ph

Ilocos Sur marked the highest corn harvest with 38.53 percent share to the total corn production in Ilocos Region. During the period, the province recorded 4,957 metric tons volume of corn production. This is higher by 66.96 percent from the 2,969 metric tons output in the same period last year. The harvest area was at 1,010 hectares. About 45.64 percent of the total area harvested were yellow corn and 54.36 percent comprised white corn. On the other hand, the yield per hectare went up from 3.92 metric tons to 4.91 metric tons during the period.

Ilocos Norte ranked second among the four provinces of the region in terms of volume of corn production in 4th quarter 2022. The province registered a production of 3,614 metric tons, higher by 8.89 percent from the output in 4th quarter 2021 of 3,319 metric tons. The harvest area increased from 630 hectares to 678 hectares in 4th quarter 2022. The yield per hectare, likewise, went up from 5.27 metric tons to 5.33 metric tons. Yellow corn dominated the corn areas of the province sharing 65.19 percent.

Figure 4. Percentage Distribution of Volume of Corn Production by Province, Ilocos Region: 4th Quarter 2022



Source: Corn Production Survey, PSA



Management System
ISO 9001:2015
www.tuv.com
ID: 9108640991



Parammata Bldg. C, Diversion Road, Sitio 5, Brgy. Biday, City of San Fernando, La Union
Telefax: 607-0247/ 888-2582
www.rss01.psa.gov.ph

The volume of corn production in Pangasinan increased in 4th quarter 2022. The output was posted at 3,178 metric tons, or 5.41 percent higher than the record in 4th quarter 2021 of 3,015 metric tons. The harvest area also went up from 620 hectares to 666 hectares. Yellow corn comprised 52.10 percent of the total corn area harvested in the province. Meanwhile, the yield per hectare went down from 4.86 metric tons to 4.77 metric tons. The province ranked third in terms of volume of corn production in 4th quarter 2022 with 24.70 percent share.

The province of La Union produced 1,115 metric tons of corn during the 4th quarter 2022. This is 4.78 percent higher than the output in the previous year of the same period. All the corn output of the province during the period were white variety. The harvest area also increased to 324 hectares from the 319 hectares in 4th quarter 2021. Likewise, the yield per hectare increased from 3.34 metric tons to 3.44 metric tons.

**Table 1. Corn Production Estimates by Province
Ilocos Region: 4th Quarter 2021 and 4th Quarter 2022**

ITEM	4th Quarter		Growth Rate (%)
	2021	2022	
PRODUCTION (MT)	10,367	12,864	24.08
Ilocos Norte	3,319	3,614	8.89
Ilocos Sur	2,969	4,957	66.96
La Union	1,064	1,115	4.78
Pangasinan	3,015	3,178	5.41
AREA HARVESTED (Ha)	2,326	2,678	15.13
Ilocos Norte	630	678	7.62
Ilocos Sur	757	1,010	33.42
La Union	319	324	1.57
Pangasinan	620	666	7.42
YIELD/HECTARE	4.46	4.80	7.77
Ilocos Norte	5.27	5.33	1.18
Ilocos Sur	3.92	4.91	25.14
La Union	3.34	3.44	3.16
Pangasinan	4.86	4.77	(1.87)

Note: Details may not add up to total due to rounding

Source: Corn Production Survey, PSA



Management System
ISO 9001:2015
www.tuv.com
ID: 9108640991



Parammata Bldg. C, Diversion Road, Sitio 5, Brgy. Biday, City of San Fernando, La Union
Telefax: 607-0247/ 888-2582
www.rss01.psa.gov.ph

TECHNICAL NOTES


The Corn Production Survey (CPS) is a quarterly survey of the Philippine Statistics Authority conducted simultaneously with the Palay Production Survey (PPS). The survey generates estimates on corn production, area and yield and other production-related data that serve as inputs for policymaking and programs on corn. The CPS covers sample-farming households in sample barangays in all provinces. It is conducted with the following quarters as the reference periods:

April Round Survey - January to March

July Round Survey - April to June

October Round Survey - July to September

January Round Survey - October to December


ATTY. SHEILA O. DE GUZMAN
Regional Director


JYY/TBO/KJAG



Management
System
ISO 9001:2015



www.tuv.com
ID: 9108640991

Parammata Bldg. C, Diversion Road, Sitio 5, Brgy. Biday, City of San Fernando, La Union
Telefax: 607-0247/ 888-2582
www.rss01.psa.gov.ph