



SPECIAL RELEASE

Death Statistics La Union: 4th Quarter of 2020

Date of Release: 30 March 2021

Reference No. 2021- 07

A total of 1,368 deaths were registered in La Union in 4th quarter 2020. The figure indicated a decrease of 18.03 percent from the 1,669 death occurrences in the same period of 2019.

TABLE 1. Number and Percent Distribution of Registered Deaths by City/Municipality, La Union: 4th Quarter, 2019 and 2020

City/Municipality	Number		Percent	
	4 th Quarter		4 th Quarter	
	2020	2019	2020	2019
LA UNION	1,368	1,669	100.00	100.00
Agoo	133	183	9.72	10.96
Aringay	44	42	3.22	2.52
Bacnotan	59	53	4.31	3.18
Bagulin	15	20	1.10	1.20
Balaoan	47	70	3.44	4.19
Bangar	51	43	3.73	2.58
Bauang	77	73	5.63	4.37
Burgos	5	4	0.37	0.24
Caba	39	28	2.85	1.68
Luna	58	60	4.24	3.59
Naguilian	74	61	5.41	3.65
Pugo	16	23	1.17	1.38
Rosario	55	57	4.02	3.42
City of San Fernando	496	769	36.26	46.08
San Gabriel	21	17	1.54	1.02
San Juan	51	58	3.73	3.48
Santo Tomas	47	38	3.44	2.28
Santol	14	10	1.02	0.60
Sudipen	31	25	2.27	1.50
Tubao	35	35	2.56	2.10

SOURCE: Preliminary results from the Decentralized Vital Statistics System 2011

The City of San Fernando ranked first in terms of the number of registered deaths in 4th quarter 2020 with 496 or 36.26 percent of the total registered deaths in the province.



REPUBLIC OF THE PHILIPPINES
PHILIPPINE STATISTICS AUTHORITY
 LA UNION PROVINCIAL STATISTICAL OFFICE

Agoo placed second with 133 registered deaths (9.72 percent share), followed by Bauang with 77 (5.63 percent share), Naguilian with 74 (5.41 percent share) and Bacnotan with 59 (4.31 percent share).

In 4th quarter 2019, the City of San Fernando also recorded the highest number of registered deaths with 769 deaths or 46.08 percent of the provincial total. This was followed by Agoo with 183 registered deaths (10.96 percent share), Bauang with 73 (4.37 percent share), Naguilian with 61 (3.65 percent share) and Luna with 60 (3.59 percent share).

The municipality of Burgos posted the smallest number of registered deaths in fourth quarter 2020 with five deaths (0.37 percent share). It was followed by municipalities of Santol with 14 deaths (1.02 percent share) and Bagulin with 15 deaths (1.10 percent share).

Similarly, the municipality of Burgos had the least number of registered deaths in same quarter of 2019 with four deaths (0.24 percent share), followed by municipality of Santol with ten deaths (0.60 percent share) and San Gabriel with 17 deaths (1.02 percent share).

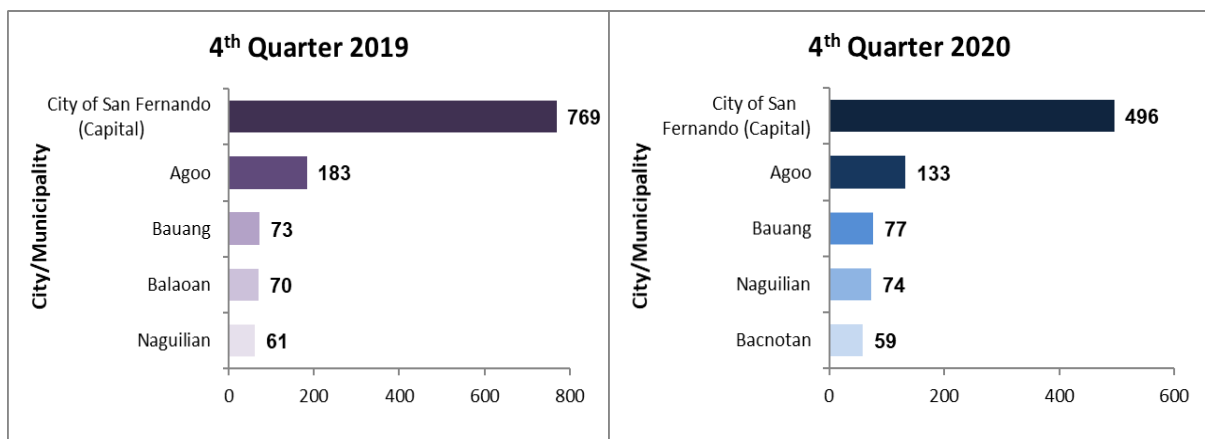


FIGURE 1. Top Five City/Municipalities with the Highest Number of Registered Deaths, La Union: 4th Quarter 2019 and 2020



REPUBLIC OF THE PHILIPPINES
PHILIPPINE STATISTICS AUTHORITY
 LA UNION PROVINCIAL STATISTICAL OFFICE

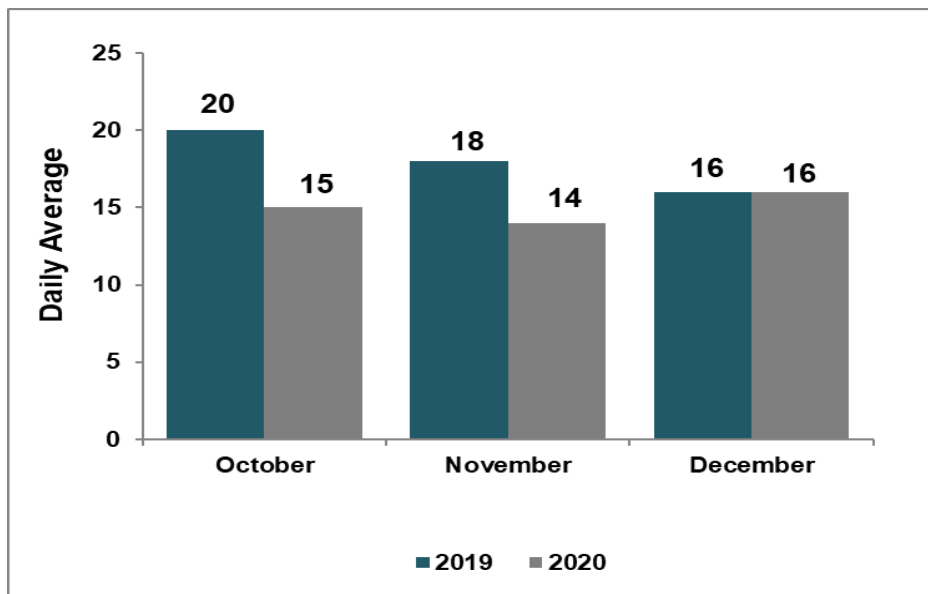
**TABLE 2. Number and Daily Average of Registered Deaths by Month
 La Union: 4th Quarter, 2019 and 2020**

Month of Registration	Number		Daily Average	
	4 th Quarter		4 th Quarter	
	2020	2019	2020	2019
La Union	1,368	1,669	15	18
October	454	626	15	20
November	415	534	14	18
December	499	509	16	16

SOURCE: Preliminary results from the Decentralized Vital Statistics System 2011

In 4th quarter 2020, mortality was at its peak in the month of December with total registered deaths of 499. This figure is more than one-third of the provincial quarterly total of 1,368 death occurrences. The number of deaths in December 2020 translates to an average of 16 death occurrences per day. The figure was higher than the provincial daily average death occurrences of 15.

Meanwhile, the highest number of registered deaths in 4th quarter 2019 was posted in the month of October with 626 death occurrences. This translates to an average of 20 deaths occurrences per day.



**FIGURE 2. Daily Average of Registered Deaths by Month
 La Union: 4th Quarter, 2019 and 2020**



**TABLE 3. Number of Registered Deaths by Sex and by City/Municipality
La Union: 4th Quarter 2020**

City/Municipality	Both Sexes	Male	Female	Sex Ratio
LA UNION	1,368	767	601	128
Agoo	133	71	62	115
Aringay	44	23	21	110
Bacnotan	59	34	25	136
Bagulin	15	9	6	150
Balaoan	47	28	19	147
Bangar	51	34	17	200
Bauang	77	40	37	108
Burgos	5	3	2	150
Caba	39	22	17	129
Luna	58	36	22	164
Naguilian	74	39	35	111
Pugo	16	9	7	129
Rosario	55	36	19	189
City of San Fernando	496	279	217	129
San Gabriel	21	13	8	163
San Juan	51	21	30	70
Santo Tomas	47	23	24	96
Santol	14	10	4	250
Sudipen	31	19	12	158
Tubao	35	18	17	106

SOURCE: Preliminary results from the Decentralized Vital Statistics System 2011

There were more death occurrences among males (767) than females (601) in La Union in 4th quarter 2020. The computed sex ratio during the quarter was 128 which means that 128 males died for every 100 female deaths.

A total of 13 city/municipalities posted a sex ratio higher than the provincial sex ratio, the highest of which were recorded in the municipalities of Santol with sex ratio of 250,




REPUBLIC OF THE PHILIPPINES

PHILIPPINE STATISTICS AUTHORITY

LA UNION PROVINCIAL STATISTICAL OFFICE

Bangar with 200, and Rosario with 189. The lowest sex ratio of 70 was noted in San Juan.


DANITES E. TENIDO, PhD
Chief Statistical Specialist

Explanatory Notes

Data on deaths presented in this release were obtained from the Certificate of Death (Municipal Form 103) registered at the Office of the City/Municipal Civil Registrars in La Union and forwarded to the Philippine Statistics Authority - La Union Provincial Statistical Office. Information included deaths registered from October to December of 2019 and 2020.