



SPECIAL RELEASE

Birth Statistics

La Union: 2019 Annual Report

Date of Release: 29 April 2020

Reference No. 2020-05



The number of registered live births in La Union in 2019 summed up to 13,831, an increase of 4.78 percent birth occurrences compared to 13,200 registered live births in 2018. The daily average birth occurrence in 2019 was computed at 38 or an average of two babies born per hour. In 2019, the month of January recorded the highest daily average births at 45 babies, while the month of March posted the lowest daily average births at 30 babies.

**Table 1. Number and Daily Average of Registered Live Births
La Union: 2018 and 2019**

Month of Registration	Number		Daily Average	
	2019	2018	2019	2018
La Union	13,831	13,200	38	36
January	1,393	1,183	45	38
February	1,024	941	37	34
March	944	963	30	31
April	1,048	1,094	35	36
May	1,290	1,121	42	36
June	958	1,052	32	35
July	1,262	1,112	41	36
August	1,039	1,163	34	38
September	1,249	1,061	42	35
October	1,263	1,304	41	42
November	1,299	1,133	43	38
December	1,062	1,073	34	35

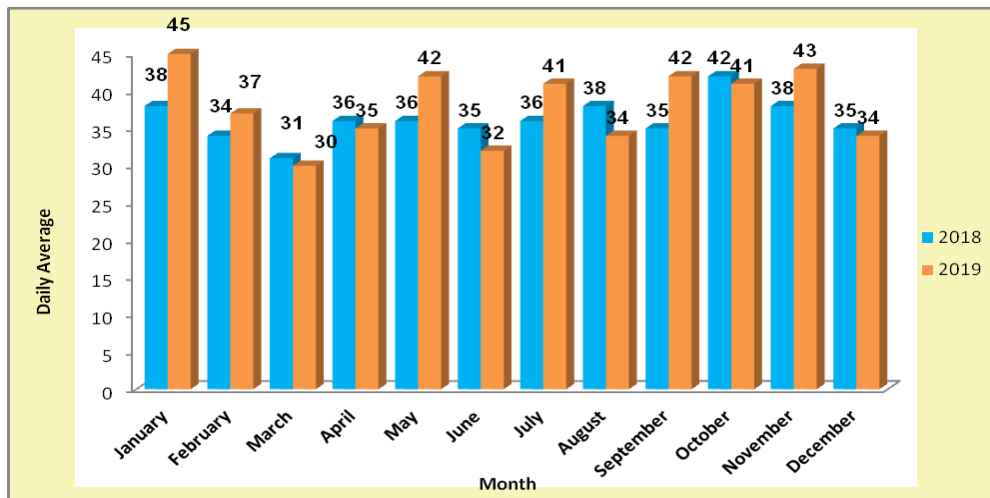


Management System
ISO 9001:2015



www.tuv.com
ID 9108640991

PHILIPPINE STATISTICS AUTHORITY
La Union Provincial Statistical Office
The Fifth Building, Gov. Ancheta Street, Barangay IV,
City of San Fernando, La Union
TeleFax No: (072) 888-5740



**Figure 1. Daily Average of Registered Live Births by Month
La Union: 2018 and 2019**

In 2019, the months of January, May, July, September, October and November posted higher daily average number of registered live births than the provincial average. In 2018, the highest daily average births was recorded at 42 babies in October. On the contrary, March posted the lowest with 30 daily average births.

**Table 2. Number and Percent Distribution of Registered Live Births
by City/Municipality, La Union: 2018 and 2019**

City/Municipality	Number		Percent	
	2019	2018	2019	2018
LA UNION	13,831	13,200	100.00	100.00
Agoo	3,237	2,793	23.40	21.16
Aringay	220	234	1.59	1.77
Bacnotan	259	276	1.87	2.09
Bagulin	77	135	0.56	1.02
Balaoan	498	544	3.60	4.12
Bangar	86	130	0.62	0.98
Bauang	163	136	1.18	1.03
Burgos	140	38	1.01	0.29
Caba	79	69	0.57	0.52
Luna	29	31	0.21	0.23
Naguilian	712	605	5.15	4.58
Pugo	53	87	0.38	0.66
Rosario	387	509	2.80	3.86
City Of San Fernando	7,226	6,955	52.24	52.69
San Gabriel	95	91	0.69	0.69
San Juan	126	134	0.91	1.02
Santo Tomas	218	212	1.58	1.61
Santol	93	75	0.67	0.57
Sudipen	40	42	0.29	0.32
Tubao	93	104	0.67	0.79



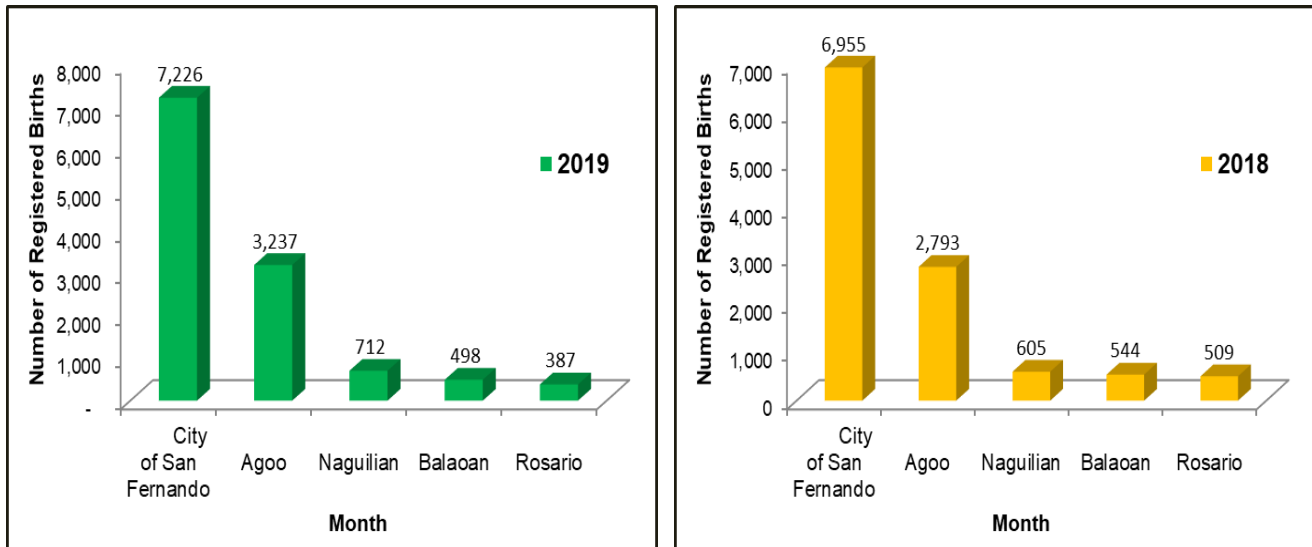


Figure 2. Top Five City/Municipalities with the Highest Number of Registered Live Births, La Union: 2018 and 2019

Among the city/municipalities in the province, the City of San Fernando registered the highest number of births in 2019 with 7,226 or 52.24 percent of the total number of registered live births in La Union. Agoo ranked second with 3,237 live births (23.40 percent share). The municipalities of Naguilian, Balaoan and Rosario distantly followed with 712 registered births, 498 registered births and 387 registered births respectively.

Similarly, the City of San Fernando posted the highest number of registered live births in 2018 with 6,955 births or 52.69 percent of the total registered live births in the province. Agoo also ranked second with 2,793 births (21.16 percent share), Naguilian, Balaoan and Rosario followed with 605 registered births , 544 registered births and 509 registered births respectively.

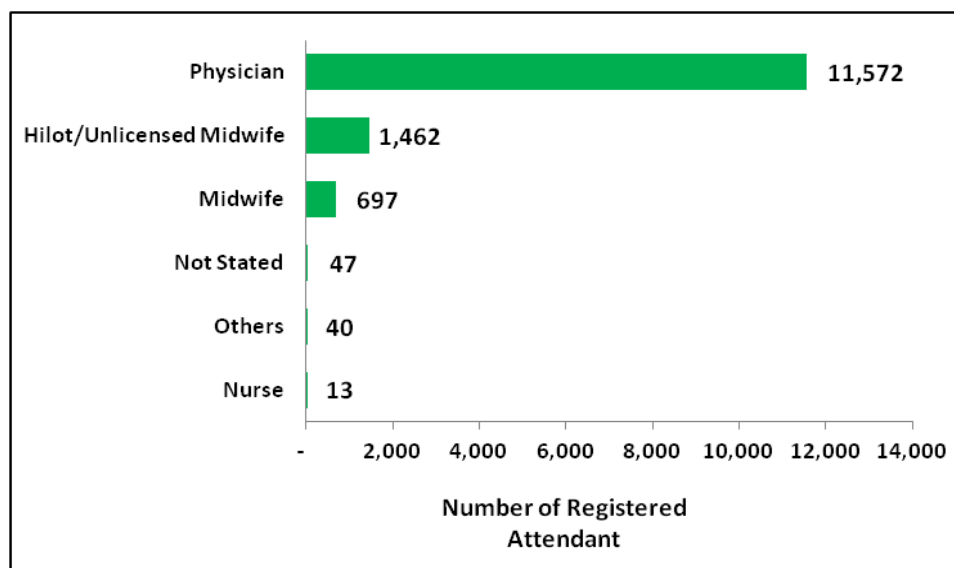


Figure 3. Number of Registered Live Births by Attendant at Birth La Union: 2019



REPUBLIC OF THE PHILIPPINES
PHILIPPINE STATISTICS AUTHORITY
LA UNION

Majority of the registered live births in 2019 were attended by medical practitioners which may either be a physician, a nurse or a midwife with 12,282.

On the other hand, there were 1,549 births or 0.11 percent of the total registered births in the province in 2019 attended by traditional and other birth attendants.

**Table 3. Number of Registered Live Births by Sex and by City/Municipality
La Union: 2018 and 2019**

City/Municipality	Both Sexes	Male	Female	Sex Ratio
LA UNION	13,831	7,107	6,724	106
Agoo	3,237	1,729	1,508	115
Aringay	220	100	120	83
Bacnotan	259	136	123	111
Bagulin	77	38	39	97
Balaoan	498	264	234	113
Bangar	86	25	61	41
Bauang	163	80	83	96
Burgos	140	57	83	69
Caba	79	29	50	58
Luna	29	12	17	71
Naguilian	712	347	365	95
Pugo	53	26	27	96
Rosario	387	189	198	95
City Of San Fernando	7,226	3,769	3,457	109
San Gabriel	95	37	58	64
San Juan	126	60	66	91
Santo Tomas	218	101	117	86
Santol	93	42	51	82
Sudipen	40	17	23	74
Tubao	93	49	44	111

Males with 7,107 outnumbered females with 6,724 in terms of registered live births in the province in 2019 resulting to a sex ratio of 106 males per 100 females.

Five city/municipalities registered a sex ratio that is higher than the provincial ratio. The highest sex ratio of 115 males was recorded in Agoo. This was followed by Balaoan with 113, Bacnotan and Tubao with 111, and City of San Fernando with 109. On the contrary, the lowest sex ratio of 54 was recorded in the municipality of San Juan.


NIÑO E. TUAZON
(Supervising Statistical Specialist)
Officer-in-Charge

Explanatory Notes

Data on births presented in this release were obtained from the Certificate of Birth (Municipal Form No. 102) that were registered at the Office of the City/Municipal Civil Registrars in La Union and forwarded to the Philippine Statistics Authority La Union Provincial Statistical Office. Information presented include births registered from January to December of 2018 and 2019.



Management System
ISO 9001:2015



www.tuv.com
ID 9108640991

PHILIPPINE STATISTICS AUTHORITY
La Union Provincial Statistical Office
The Fifth Building, Gov. Ancheta Street, Barangay IV,
City of San Fernando, La Union
TeleFax No: (072) 888-5740