



SPECIAL RELEASE

Birth Statistics

La Union: 1st Quarter of 2020

Date of Release: 30 June 2020

Reference No. 2020-17



The number of registered live births in La Union during the first quarter of 2020 summed up to 3,210, a decrease of 4.49 percent birth occurrences compared to 3,361 registered live births in the same period of 2019. The daily average birth occurrence during the first quarter of 2020 was computed at 35 or an average of two babies born per hour.

**Table 1. Number and Daily Average of Registered Live Births
La Union: 2019 and 2020**

Month of Registration	1st Quarter			
	Number		Daily Average	
	2020	2019	2020	2019
La Union	3,210	3,361	35	37
January	1527	1,393	49	45
February	906	1,024	31	35
March	777	944	25	30

SOURCE: Preliminary results from the Decentralized Vital Statistics System 2011

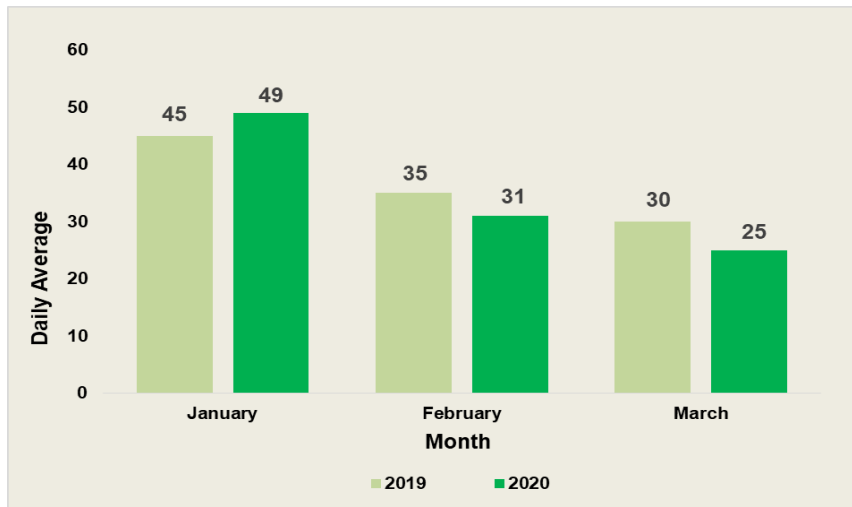


Management System
ISO 9001:2015



www.tuv.com
ID 9108640991

PHILIPPINE STATISTICS AUTHORITY
La Union Provincial Statistical Office
The Fifth Building, Gov. Ancheta Street, Barangay IV,
City of San Fernando, La Union
TeleFax No: (072) 888-5740



**FIGURE 1. Daily Average of Registered Live Births by Month
La Union: 2019 and 2020**

In the first quarter of 2020, the month of January recorded the highest daily average births at 49 babies, while the month of March posted the lowest daily average births at 25 babies. Similarly, the highest daily average births in first quarter a year ago was also recorded in the month of January with 45 babies. On the contrary, March posted the lowest with 25 daily average births.

**TABLE 2. Number and Percent Distribution of Registered Live Births
by City/Municipality, La Union: 2019 and 2020**

City/Municipality	1st Quarter			
	Number		Percent	
	2020	2019	2020	2019
LA UNION	3,210	3,361	100.0	100.0
Agoo	763	776	23.77	23.09
Aringay	50	61	1.56	1.81
Bacnotan	53	68	1.65	2.02
Bagulin	23	24	0.72	0.71
Balaoan	109	140	3.40	4.17
Bangar	17	16	0.53	0.48
Bauang	48	37	1.50	1.10
Burgos	15	8	0.47	0.24
Caba	16	20	0.50	0.60
Luna	10	9	0.31	0.27
Naguilian	157	182	4.89	5.42
Pugo	34	11	1.06	0.33
Rosario	74	106	2.31	3.15
City of San Fernando	1,699	1,741	52.93	51.80
San Gabriel	29	22	0.90	0.65
San Juan	22	45	0.69	1.34
Santo Tomas	36	34	1.12	1.01
Santol	23	30	0.72	0.89
Sudipen	13	13	0.40	0.39
Tubao	19	18	0.59	0.54

SOURCE: Preliminary results from the Decentralized Vital Statistics System 2011



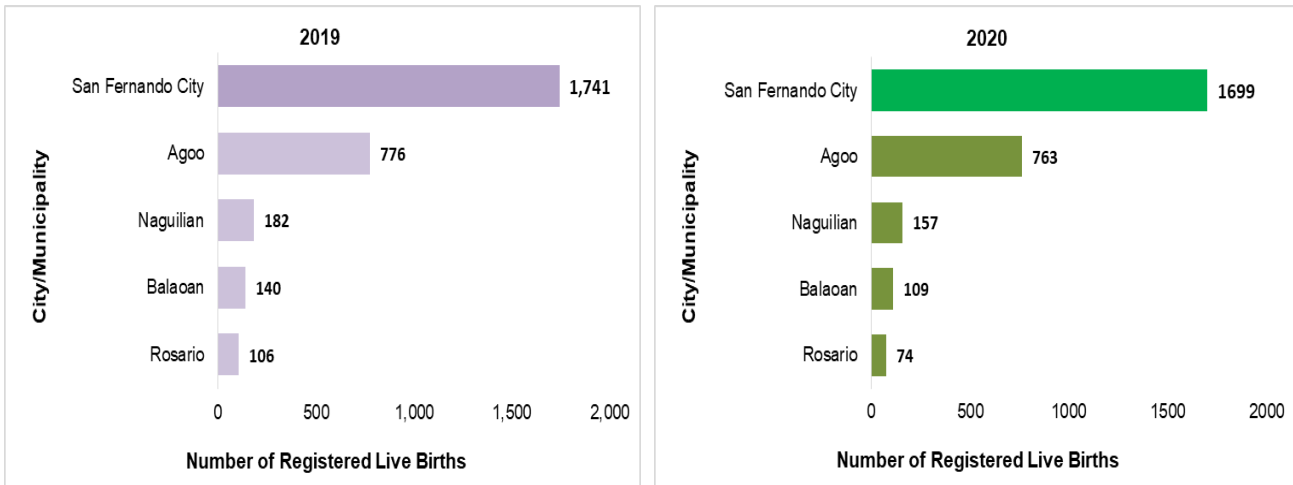


FIGURE 2. Top Five City/Municipalities with the Highest Number of Registered Live Births, La Union: 2019 and 2020

Among the city/municipalities in the province, City of San Fernando registered the highest number of births in first quarter of 2020 with 1,699 or 52.93 percent of the total number of registered live births in La Union. Agoo ranked second with 763 live births (23.77 percent share). The municipalities of Naguilian, Balaoan and Rosario distantly followed with 157 registered births, 109 registered births and 74 registered births respectively.

Similarly, the lone City of San Fernando posted the highest number of registered live births in first quarter of 2019 with 1,741 births or 51.80 percent of the total registered live births in the province. Agoo also ranked second with 776 births (23.09 percent share). The municipalities of Naguilian, Balaoan and Rosario followed with 182 registered births, 140 registered births and 106 registered births respectively.





REPUBLIC OF THE PHILIPPINES
PHILIPPINE STATISTICS AUTHORITY
 LA UNION

**TABLE 3. Number of Registered Live Births by Sex and by City/Municipality
 La Union: 2019 and 2020**

City/Municipality	Both Sexes	Male	Female	Sex Ratio
LA UNION	3,210	1,596	1,614	99
Agoo	763	403	360	112
Aringay	50	26	24	108
Bacnotan	53	24	29	83
Bagulin	23	6	17	35
Balaoan	109	48	61	79
Bangar	17	8	9	89
Bauang	48	17	31	55
Burgos	15	6	9	67
Caba	16	4	12	33
Luna	10	3	7	43
Naguilian	157	79	78	101
Pugo	34	10	24	42
Rosario	74	38	36	106
San Fernando City	1,699	859	840	102
San Gabriel	29	13	16	81
San Juan	22	15	7	214
Santo Tomas	36	19	17	112
Santol	23	9	14	64
Sudipen	13	6	7	86
Tubao	19	3	16	19


SOURCE: Preliminary results from the Decentralized Vital Statistics System 2011

Females with 1,614 outnumbered males with 1,596 in terms of registered live births in the province during the first quarter of 2020 resulting to a sex ratio of 99 males per 100 females.

Seven city/municipalities registered a sex ratio that is higher than the provincial ratio. The highest sex ratio of 214 males was recorded in San Juan. This was followed by Agoo and Santo Tomas with a sex ratio of 112 each, Aringay with 108 Rosario with 106, San Fernando City with 102 and Naguilian with 101. On the contrary, the lowest sex ratio of 19 was recorded in the municipality of Tubao.

Explanatory Notes

Data on births presented in this release were obtained from the Certificate of Birth (Municipal Form No. 102) that were registered at the Office of the City/Municipal Civil Registrars in La Union and forwarded to the Philippine Statistics Authority La Union Provincial Statistical Office. Information presented include births registered from January to March of 2019 and 2020.


DANITES E. TENIDO PhD
 Chief Statistical Specialist


 /igsb



Management System
 ISO 9001:2015
 www.tuv.com
 ID 9108640991



PHILIPPINE STATISTICS AUTHORITY
 La Union Provincial Statistical Office
 The Fifth Building, Gov. Ancheta Street, Barangay IV,
 City of San Fernando, La Union
 TeleFax No: (072) 888-5740