



Republic of the Philippines

Philippine Statistics Authority

LA UNION PROVINCIAL STATISTICAL OFFICE

SPECIAL RELEASE

Construction Statistics from Approved Building Permits La Union: 2022 (Preliminary Result)

Date of Release: 31 January 2023

Reference No. 2023-05

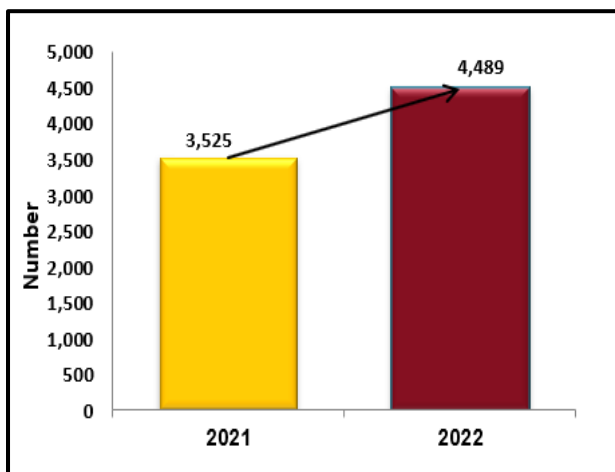


FIGURE 1. Number of Construction Projects in La Union 2021 and 2022

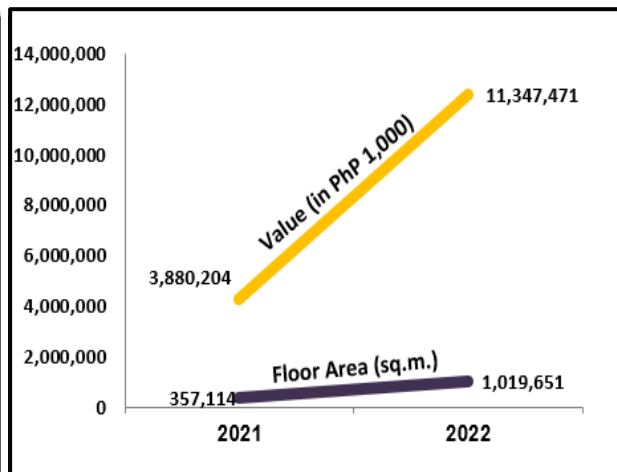


FIGURE 2. Floor Area and Value of Construction Projects in La Union 2021 and 2022

The total number of new construction projects from approved building permits in 2022 was recorded at 4,489, reflecting an increase of 27.35 percent from 3,525 constructions a year ago.

The total floor area occupied for the new construction projects also increased by 185.53 percent from 357,114 square meters in 2021 to 1,019,651 square meters in 2022. Meanwhile, the value of new construction projects was recorded at PhP11,347.47 million in 2022, posting an increase of 192.45 percent from PhP3,880.20 million a year ago.

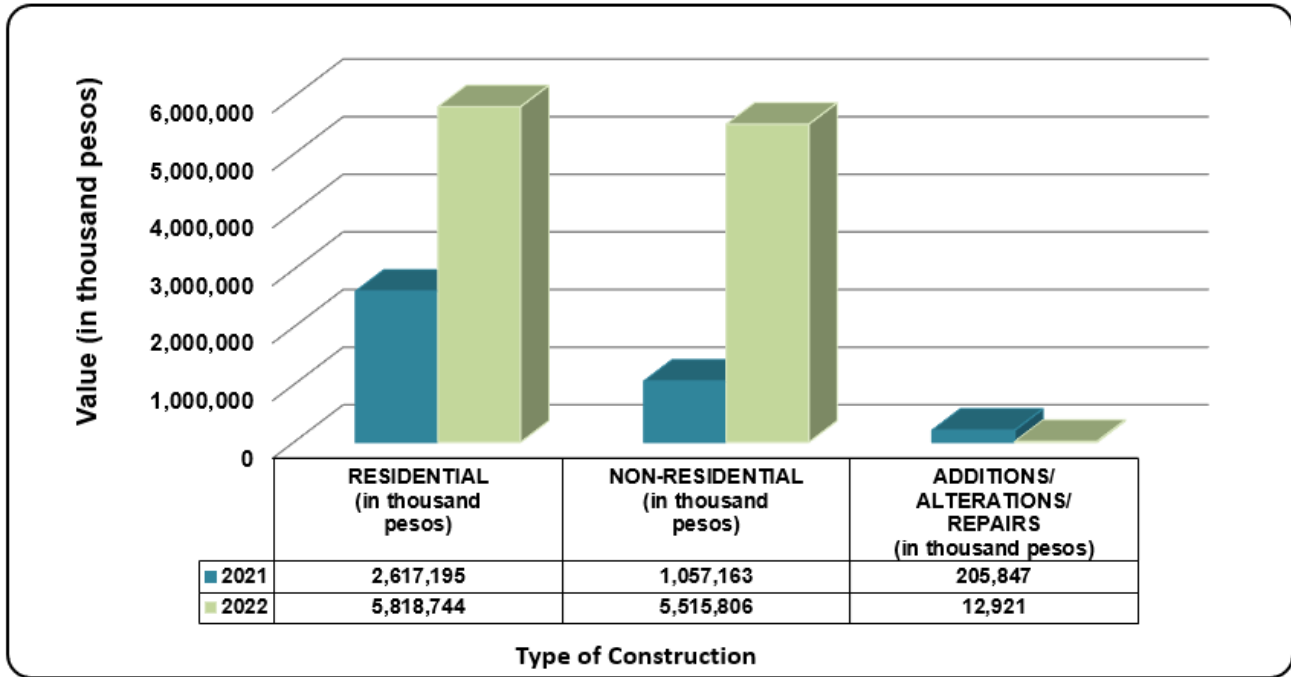


FIGURE 3. Value of Building Constructions by Type of Construction 2021 and 2022

By type of construction, residential buildings accounted the highest share in terms of value in 2022. The cost of constructing residential buildings increased by 122.33 percent with an estimated value of PhP5,818.74 million from PhP2,617.20 million a year ago.

Moreover, the value of constructing non-residential buildings also increased by 421.76 percent in 2022 amounting to PhP5,515.81 million from PhP1,057.16 million in 2021.

Furthermore, the value of additions, repairs, renovations and demolitions of existing buildings decreased to PhP12.92 million in 2022 from PhP205.85 million a year ago, posting a decrease of 93.72 percent.



FIGURE 4. Percent Distribution of New Construction Projects by City/Municipality, La Union: 2022

The figure above shows the distribution of approved building permits by city/municipality in La Union in 2022.

Among the city/municipalities, the City of San Fernando registered the highest number of construction projects with a share of 22.45 percent (1,008 constructions) to the total approved building permits in La Union in 2022. Compared with the number of constructions a year ago (485 building constructions), it registered an increase of 107.84 percent.

The municipality of Bacnotan ranked second with 456 constructions (10.16 percent share) while Naguilian ranked third with 455 constructions (10.14 percent share).

TABLE 1. Number, Floor Area and Value of New Constructions by City/Municipality, La Union: 2021 and 2022

Province/ Municipality	2022			2021		
	Number	Floor Area	Value (PhP 1,000)	Number	Floor Area	Value (PhP 1,000)
La Union	4,489	1,019,651	11,347,471	3,525	357,114	3,880,204
Agoo	354	59,418	568,897	119	18,508	192,481
Aringay	168	23,750	246,783	117	8,787	88,730
Bacnotan	456	136,106	1,837,974	206	27,454	458,873
Bagulin	3	450	2,452	-	-	-
Balaoan	209	24,291	226,001	119	12,559	112,670
Bangar	117	11,239	130,414	41	4,717	62,058
Bauang	283	131,348	983,118	1,256	30,363	272,891
Burgos	3	392	6,225	1	100	1,502
Caba	54	8,022	103,749	42	5,864	71,450
Luna	249	28,641	334,084	127	12,324	125,248
Naguilian	455	74,035	989,044	377	31,214	296,842
Pugo	99	19,700	188,356	52	9,125	75,612
Rosario	395	69,329	880,457	177	49,487	454,060
City of San Fernando	1,008	228,514	3,612,290	485	95,214	1,110,909
San Gabriel	36	4,177	36,997	24	3,207	25,205
San Juan	271	43,738	551,655	227	27,479	305,516
Sto. Tomas	56	82,704	293,741	21	3,626	34,957
Santol	86	6,307	51,071	42	3,626	44,263
Sudipen	83	7,270	80,126	37	3,491	39,352
Tubao	104	60,220	224,038	55	9,969	107,585

Source: Approved Building Permits (2021 and 2022)

Note: Data presented are preliminary

In terms of the value of constructions in the province in 2022, the City of San Fernando also occupied the top rank with a share of 31.83 percent (PhP3,612.29 million) to the provincial total. The municipality of Bacnotan ranked second with a share of 16.20 percent (PhP1,837.97 million) while Naguilian ranked third with a share of 8.72 percent (PhP989.04 million).

Similarly, the City of San Fernando had the highest value of construction projects among the city/municipalities in 2021 contributing 28.63 percent (PhP1,110.91 million) to the provincial total. The municipality of Bacnotan ranked second with a share of 11.83 percent (PhP458.87 million) while Rosario placed third with a share of 11.70 percent (PhP454.06 million).

Scope and Coverage

Private construction statistics from approved building permits pertain to data on new constructions and additions, alterations and repairs of existing residential and non-residential buildings and other structures undertaken in all city/municipalities of the country.

For this publication, the scope and coverage are all city/municipalities in La Union.

Source of Information

Data were taken from the original application forms of approved building permits collected every month by the Philippine Statistics Authority (PSA) field personnel from the offices of Local Building Officials (LBOs) provincewide.

Limitation

1. Data on private building constructions refer to those proposed to be constructed during the reference period and not to construction work completed during the reference period.

2. The completeness of the number of building permits collected relies on the collection of applications filed with the LBOs. Hence, private building constructions without approved building permits are excluded in the tabulation of data.


Definition of Terms

Building Permit is a written authorization granted by the LBO to an applicant allowing him to proceed with the construction of a specific project after plans, specifications and other pertinent documents have been found to be in conformity with the National Building Code (RA 6541).

Building is any independent, free-standing structure comprised of one or more rooms or other spaces, covered by a roof and enclosed with external walls or dividing walls which extend from the foundation to the roof.

Floor Area of Building refers to the sum of the area of each floor of the building measured to the outer surface of the outer walls including the area of lobbies, cellars, elevator shafts and all communal spaces in multi-dwellings. Areas of balconies are excluded.

Total Value of Construction refers to the sum of the cost of building, electrical, mechanical, plumbing, and others. The value is derived from the approved building permit and represents the estimated value of the building or structure when completed.


DANITES E. TENIDO, Ph.D.
Chief Statistical Specialist


/IMPR/KJGH