



SPECIAL RELEASE

Burgos, La Union's Population grows at a rate of 2.34 percent (2020 Census of Population and Housing)

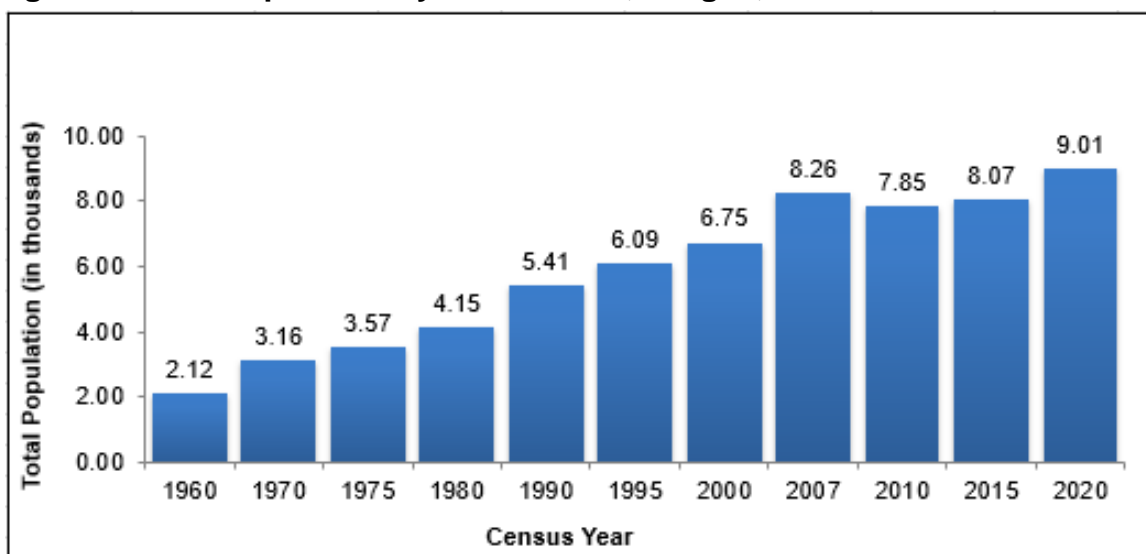
Date of Release: **31 October 2024**

Reference No. 2024-65

Total Population grows at a rate of 2.34 percent annually

Based on the 2020 Census of Population and Housing (2020 CPH), the municipality of Burgos, La Union posted a total population of 9,006 persons as of 01 May 2020. This is an increase of 939 persons over the total population of 8,067 persons in 2015 Census of Population (POPCEN). (Figure 1)

Figure 1. Total Population by Censal Year, Burgos, La Union: 1960 to 2020



Source: Philippine Statistics Authority

Population increases by 23 persons per year for every 1,000 persons

The increase in the population count of the municipality from 2015 to 2020 translated to an average annual population growth rate (PGR) of 2.34 percent. This means that there were about 23 persons added per year for every 1,000 persons in the population. (Figure 2)

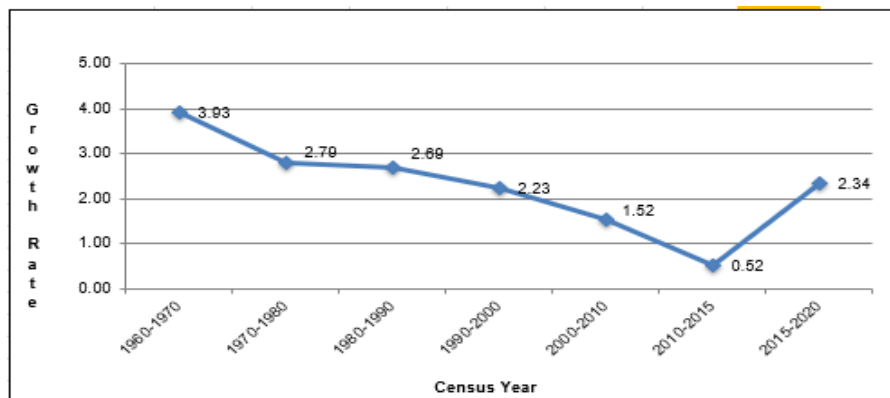
The annual PGR was lower at 0.52 percent during the period 2010 to 2015 and at 1.52 percent during the period 2000 to 2010.



If the average annual PGR recorded at 2.34 percent during the period 2015 to 2020 continues, the population of Burgos, La Union would double in 30 years.

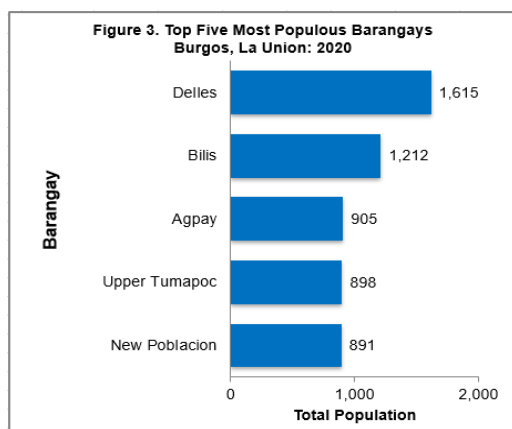
Sixty years ago, the population of Burgos, La Union was only 2,124 persons. This population size is less than one-fourth of the population of the municipality in 2020 CPH.

Figure 2. Intercensal Population Growth Rate, Burgos, La Union: 1960 to 2020



Source: Philippine Statistics Authority

Barangay Delles remains as the most populous in 2020




Source: Philippine Statistics Authority, 2020 Census of Population and Housing

Among the 12 barangays in the municipality of Burgos, La Union, Delles was the most populous with a population size making up 17.93 percent of the total municipal population. Bilis was second with 13.46 percent share, followed by Agpay with 10.05 percent share, Upper Tumapoc with 9.97 percent share and New Poblacion with 9.89 percent share. (Figure 3)

The least populated barangay was Dalacdac with 4.44 percent share to the total population of the municipality.

Sex ratio increases at 108 males per 100 females



Source: Philippine Statistics Authority, 2020 Census of Population and Housing

Of the 9,001 household population in 2020, males accounted for 51.91 percent while females comprised 48.09 percent. These figures resulted to a sex ratio of 108 males for every 100 females, an increase in sex ratio from 106 recorded in 2015.

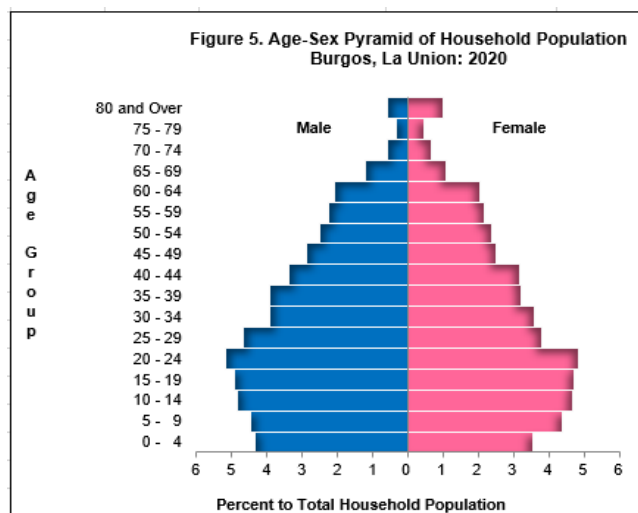
In 2020, children aged below 15 years had a sex ratio of 108 males for every 100 females, while those aged 15 to 64 years had a sex ratio of 110 males for every 100 females. On the other hand, those aged 65 years and over had a sex ratio of 83 males for every 100 females. (Figure 4)



Median age increases to 27.50 years

In 2020, the median age of the household population of the municipality was 27.50 years, which means that half of the population was younger than 27.50 years. This is higher than the median age of 25.66 years recorded in 2015.

Household Population aged 20 to 24 years (9.99%) comprised the largest age group, followed by those in the age groups 15 to 19 years (9.62%) and 10 to 14 years (9.48%). Males outnumbered females in the age groups 0 to 69 years. On the other hand, there were more females than males in the older age groups (70 years and over).

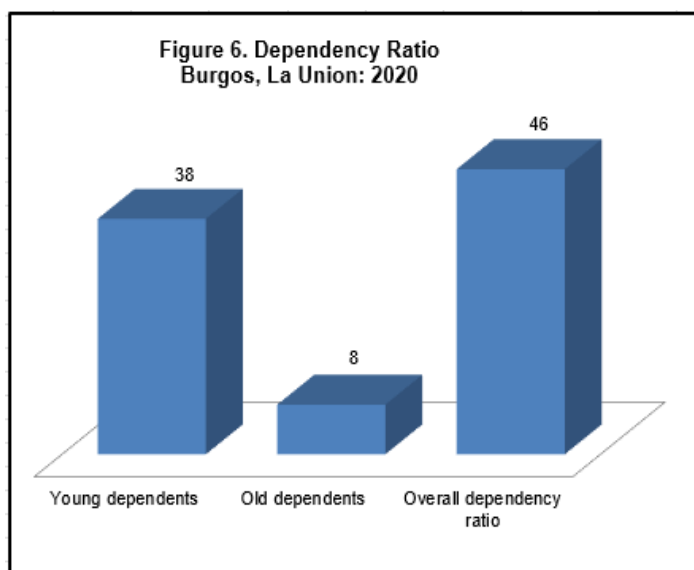


Source: Philippine Statistics Authority, 2020 Census of Population and Housing

More than two-thirds of the household population are of voting age

The voting-age population (18 years and over) accounted for 68.07 percent of the household population of the municipality in 2020, up from 63.72 percent in 2015. There were more males (51.84%) than females (48.16%) among the voting-age population.

Dependency ratio decreases to 47 dependents per 100 persons in the working age group



Source: Philippine Statistics Authority, 2020 Census of Population and Housing

In 2020, the young dependents (0 to 14 years) comprised 26.18 percent of the household population while the old dependents (65 years and over) posted a share of 5.93 percent. The working age population (15 to 64 years) accounted for the remaining 67.89 percent.

The overall dependency ratio was 46, which indicates that for every 100 working age population, there were about 46 dependents (38 young dependents and 8 old dependents). This ratio is lower than the dependency ratio in 2015, which was recorded at 55 dependents per 100 working-age population.

Males dominate females among the never-married persons

Of the household population 10 years old and over, 45.41 percent were married while 40.25 percent were never-married. The rest of the population were categorized as follows: widowed (4.44%), common-law/live-in marital arrangement (7.47%), and divorced/separated (2.43%).

Among the never-married persons, 56.39 percent were males while 43.61 percent were females.



More females than males attain higher levels of education

Of the total household population five years old and over, 29.69 percent had attended or completed elementary education while 44.77 percent had reached or finished high school. Moreover, 7.52 percent were college undergraduates and 11.35 percent were academic degree holders.

Among those with an academic degree, females (62.91%) outnumbered the males (37.09%). Similarly, more females (78.05%) than males (21.95%) had pursued post baccalaureate courses.

Literacy rate is recorded at 99.20 percent

Burgos, La Union posted a literacy rate of 99.20 percent among the 8,293 household population aged 5 years and over. Literacy rate was higher among males (51.81%) than among females (48.19%).

Average household size is 4.2 persons

The household population of Burgos, La Union in 2020 was 9,001 persons, higher by 934 persons from the household population of 8,067 persons in 2015.

The number of households in 2020 was recorded at 2,145, higher by 395 households compared with the 1,750 households posted in 2015. The average household size in 2020 was 4.2 persons, lower than the average household size of 4.6 persons in 2015.

**Table 1. Household Population, Number of Households, and Average Household Size
Burgos, La Union: 2015 and 2020**

Census Year	Household Population	Number of Households	Average Household Size
2020	9,001	2,145	4.2
2015	8,067	1,750	4.6

Source: Philippine Statistics Authority, 2015 Census of Population and 2020 Census of Population and Housing

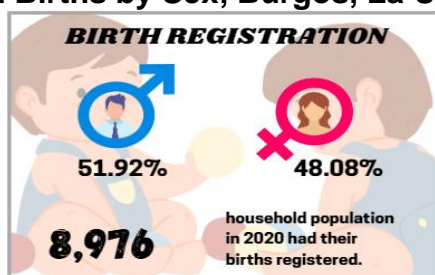
Proportion of persons with registered births in Burgos, La Union reaches at 99.72 percent

The 2020 CPH revealed that a total of 8,976 persons had their births registered at the Local Civil Registry Office (LCRO). This is equivalent to 99.72 percent of the 9,001 household population in 2020.

More males than females have registered births

Among the 8,976 household population whose births were registered at the LCRO, 51.92 percent (4,660 persons) were males while 48.08 percent (4,316 persons) were females. This translates to a sex ratio of 108 males whose births were registered at the LCRO for every 100 females whose births were also registered. (Figure 7)

Figure 7. Percent Distribution of the Household Population with Registered Births by Sex, Burgos, La Union: 2020



Source: Philippine Statistics Authority, 2020 Census of Population and Housing



TECHNICAL NOTES

<i>Population growth rate</i>	the rate at which the population is increasing (or decreasing) in a given period due to natural increase and net migration, expressed as a percentage of the base population
<i>Total population</i>	the sum of the household population and institutional population. It also includes Filipinos in Philippine embassies, consulates, and missions abroad
<i>Household population</i>	comprises of persons who belong to a household, the basic criterion of which is the usual place of residence or the place where the person usually resides
<i>Household</i>	a social unit consisting of a person living alone or a group of persons who sleep in the same housing unit and have a common arrangement in the preparation and consumption of food
<i>Average household size</i>	the average number of persons who live in the household, computed as the household population in a given area divided by the corresponding total number of households in that area
<i>Head of the household</i>	an adult person, male or female, who is responsible for the organization and care of the household, or who is regarded as such by the members of the household
<i>Sex ratio</i>	the ratio of males to females in a given population, expressed as the number of males per 100 females
<i>Age</i>	the interval of time between a person's date of birth and the census reference date (1 August 2015). Expressed in completed years (as of last birthday), it is recorded in whole number
<i>Median age</i>	the age at which exactly half of the population is younger than this age and the other half is older than it
<i>Overall dependency ratio</i>	the ratio of persons in the dependent ages (under 15 years old and over 64 years old) to persons in the economically active or working ages (15 to 64 years old) in the population
<i>Marital status</i>	the personal status of each individual with reference to the marriage laws or customs of the country
<i>Religious affiliation</i>	a particular system of beliefs, attitudes, emotions, and behaviors constituting man's relationship with the powers and principalities of the universe
<i>Simple literacy rate</i>	the proportion of persons aged 10 years and over who are able to read and write a simple message in any language or dialect
<i>Highest grade/year completed</i>	the highest grade or year completed in school, college or university
<i>Usual activity/occupation</i>	the kind of job or business, which a person aged 15 years and over was engaged in most of the time during the 12 months preceding the census
<i>Overseas worker</i>	a household member (15 years old and over) who is out of the country due to an overseas employment



EXPLANATORY NOTES

The total population presented in this release is based on the 2020 CPH. The population count is declared official for all purposes by the President of the Philippines, pursuant to Proclamation No. 1179 dated 06 July 2021. The total population represents the total number of persons living as of 12:01 AM on 01 May 2020 in the country. It also includes Filipinos in Philippine embassies, consulates, and missions abroad.



DANITES E. TENIDO, PhD
Chief Statistical Specialist



/KJGH/JCOJ

