



SPECIAL RELEASE

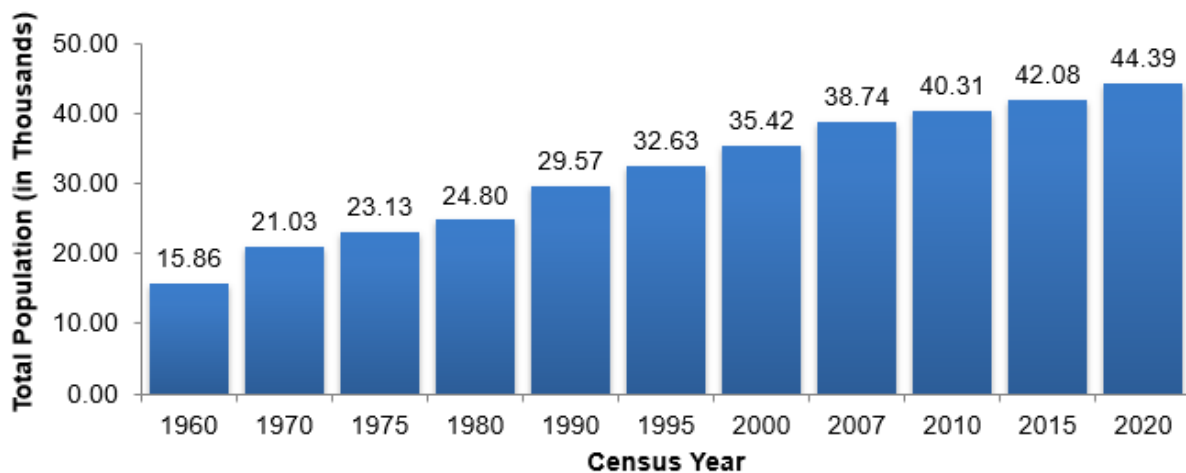
Bacnotan, La Union Population increases by 1.13 percent (2020 Census of Population and Housing)

Date of Release: **31 October 2024**
Reference No. 2024-60

Total Population increases at an annual rate of 1.13 percent

The Municipality of Bacnotan, La Union posted a total population of 44,388 persons based on the 2020 Census of Population and Housing (2020 CPH), as of 01 May 2020. This shows an increase of 2,310 persons over the total population in 2015 Census of Population (POPCEN). (Figure 1)

Figure 1. Total Population by Censal Year, Bacnotan, La Union: 1960–2020



Source: Philippine Statistics Authority

Population increases by 11 persons per year for every 1,000 persons

The municipality's population count grew from 2015 to 2020, resulting to an average annual population growth rate (PGR) of 1.13 percent. This equates to an addition of approximately 11 persons per year for every 1,000 persons in the population. (Figure 2)

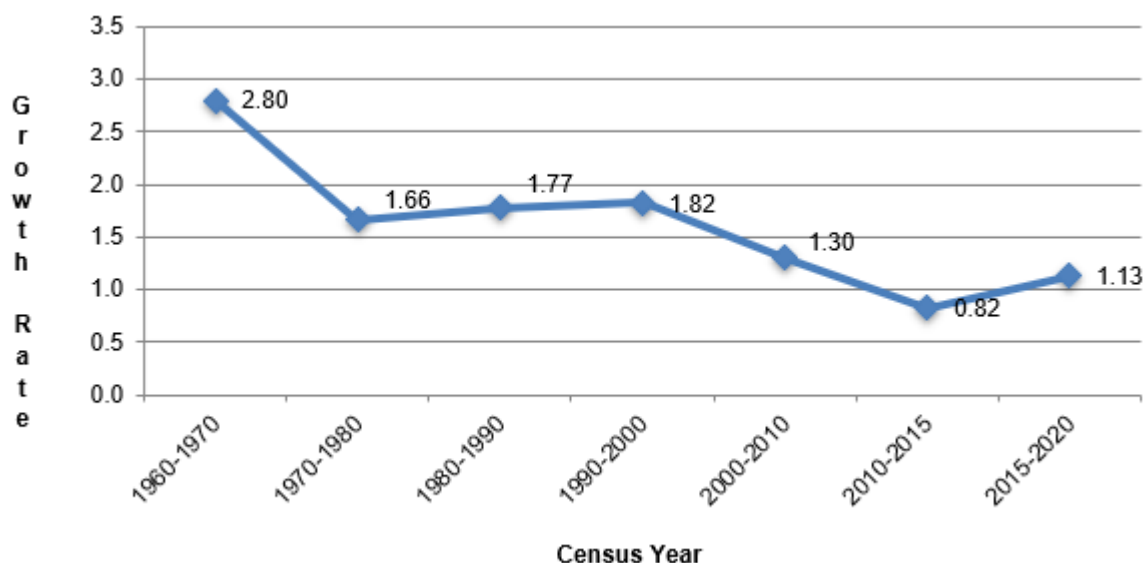


The annual PGR was lower at 0.82 percent during the period 2010 to 2015 and higher at 1.30 percent during the period 2000 to 2010.

If the average annual PGR recorded at 1.13 percent during the period 2015 to 2020 continues, the population of the municipality would double in 62 years.

Sixty years ago, the population of the municipality was only 15,859 persons. This population size is more than one-third of the population of the municipality in 2020 CPH.

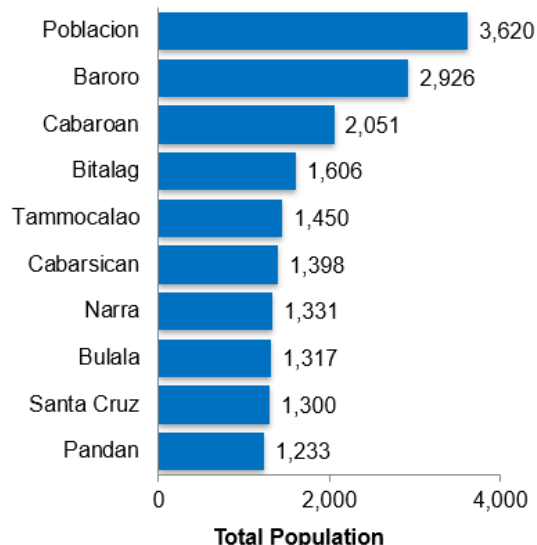
Figure 2. Intercensal Population Growth Rate, Bacnotan, La Union: 1960 to 2020



Source: Philippine Statistics Authority

Poblacion remains as the most populous in 2020

Figure 3. Top Ten Most Populous Barangays Bacnotan, La Union: 2020



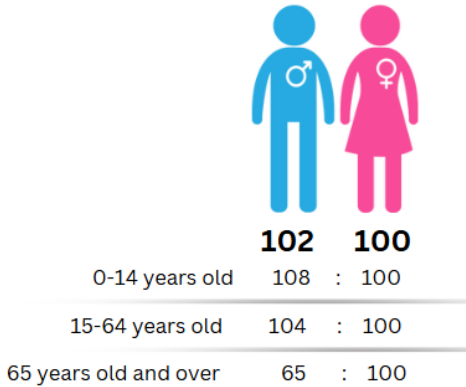
Source: Philippine Statistics Authority, 2020 Census of Population and Housing

Among the 41 barangays in Bacnotan, La Union, Poblacion was the most populous making up 8.16 percent of the total municipal population. Barangay Baroro was second with a 6.59 percent share, followed by the Barangays of Cabaroan with a 4.62 percent share, Bitalag with 3.62 percent share, Tammocalao with 3.27 percent share, and Cabarsican with 3.15 percent share. The rest of the barangays contributed less than 3.0 percent each.

The least populated barangay was Bagutot with 0.59 percent share of the total population of the municipality. Meanwhile, Pang-pang was the least populated barangay in 2015 with a 0.47 percent share.



Figure 4. Sex Ratio, Bacnotan, La Union: 2020



Sex ratio remains at 102 males per 100 females

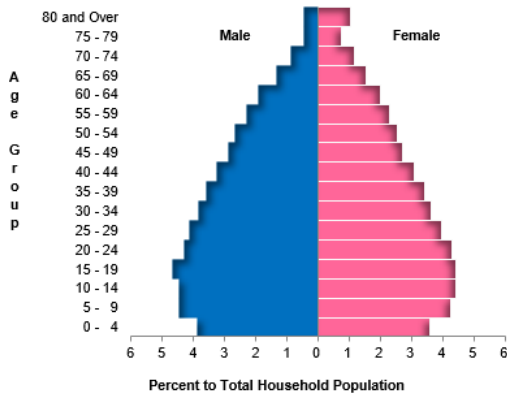
Of the 44,374 household population in 2020, males accounted for 50.53 percent while females comprised 49.47 percent. These figures resulted to a sex ratio of 102 males for every 100 females. (Figure 4)

In 2020, children aged 0 to 14 years had a sex ratio of 108 males per 100 females, while those aged 15 to 64 years had a sex ratio of 104 males per 100 females. On the other hand, among those aged 65 years and over, the sex ratio was 65 males per 100 females. (Figure 4)

Source: Philippine Statistics Authority, 2020 Census of Population and Housing

Median age increases to 30.37 years

Figure 5. Age-Sex Pyramid of Household Population Bacnotan, La Union: 2020



Source: Philippine Statistics Authority, 2020 Census of Population and Housing

In 2020, the median age of the household population of the municipality was 30.37 years, which means that half of the population was younger than 30.37 years. This is higher than the median age of 28.58 years that was recorded in 2015.

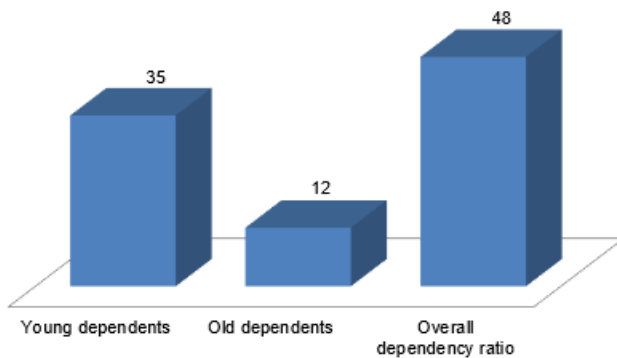
Children aged 15 to 19 years (8.76%) comprised the largest age group, followed by those in the age groups 10 to 14 years (8.56%) and 20 to 24 years (8.40%). Males outnumbered females in the age groups 0 to 59 years. On the other hand, there were more females than males in the older age groups (60 years and over).

More than three-fifths of the household population are of voting age

The voting-age population (18 years and over) accounted for 70.65 percent of the household population of the province in 2020, up from 68.31 percent in 2015. There were more females (50.40%) than males (49.59%) among the voting-age population.

Dependency ratio decreases to 48 dependents per 100 persons in the working age group

Figure 6. Dependency Ratio Bacnotan, La Union:2020



*Details may not add-up to total due to rounding.

Source: Philippine Statistics Authority, 2020 Census of Population and Housing

In 2020, the young dependents (0 to 14 years) comprised 24.18 percent of the household population while the old dependents (65 years and over) posted a share of 8.39 percent. The working age population (15 to 64 years) accounted for the remaining 67.43 percent.



The overall dependency ratio was 48, which indicates that for every 100 working age population, there were about 48 dependents (35 young dependents and 12 old dependents). This ratio is lower than the dependency ratio in 2015, which was recorded at 51 dependents per 100 working age population.

Males dominate females among never-married persons

Of the household population 10 years old and over, 43.90 percent were married while 36.56 percent were never married. The rest of the population were categorized as follows: widowed (5.97%), common-law/live-in marital arrangement (11.72%), and divorced/separated (1.85%).

Among the never-married persons, 54.64 percent were males while 45.36 percent were females.

More females than males attained higher levels of education

Of the total household population five years old and over, 23.31 percent had attended or completed elementary education while 38.95 percent had reached or finished high school. Moreover, 10.36 percent were college undergraduates and 18.06 percent were academic degree holders.

Among those with an academic degree, the females (57.42%) outnumbered the males (42.58%). More females (64.00%) than males (36.00%) had pursued post-baccalaureate courses.

Literacy rate was recorded at 99.42 percent

Bacnotan, La Union posted a literacy rate of 99.42 percent among the 41,082 household population aged 5 years and over. The literacy rate was slightly higher among males (50.35%) than among females (49.65%).

Average household size is 3.8 persons

The household population of Bacnotan, La Union in 2020 was 44,374 persons, higher by 2,420 persons from the household population of 41,954 persons in 2015.

The number of households in 2020 was recorded at 11,675, higher by 1,712 households compared with the 9,963 households posted in 2015. The average household size in 2020 was 3.8 persons, lower than the 4.2 persons household size in 2015.

**Table 1. Household Population, Number of Households, and Average Household Size
Bacnotan, La Union: 2015 and 2020**

Census Year	Household Population	Number of Households	Average Household Size
2020	40,507	11,675	3.8
2015	37,188	9,963	4.2

Sources: Philippine Statistics Authority, 2015 Census of Population and 2020 Census of Population and Housing



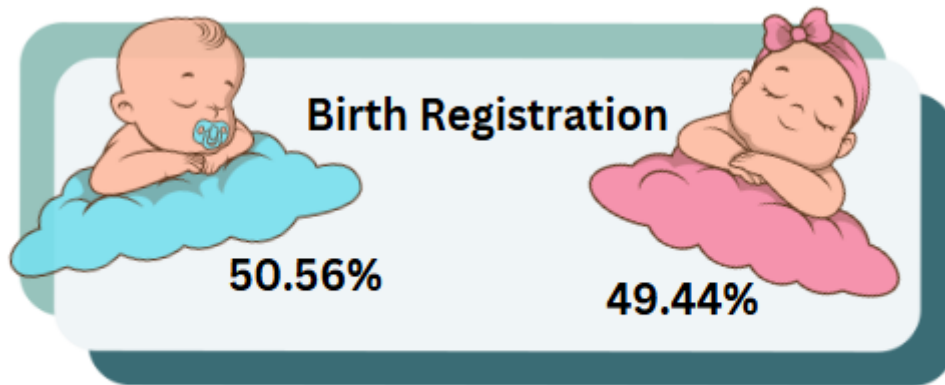
Proportion of persons with registered births in Bacnotan, La Union is at 99.50 percent

The 2020 CPH revealed that a total of 44,154 persons had their births registered with the Local Civil Registry Office (LCRO). This is equivalent to 99.50 percent of the total household population in 2020.

More males than females have registered births

Among the 44,154 household population whose births were registered with the LCRO, 50.56 percent (22,323 persons) were males, while 49.44 percent (21,831 persons) were females. This translates to a sex ratio of 102 males whose births were registered with the LCRO for every 100 females whose births were also registered. (Figure 7)

Figure 7. Percent Distribution of the Household Population with Registered Births by Sex, Bacnotan, La Union: 2020



A total of 44,154 household population in 2020 had their births registered



TECHNICAL NOTES

<i>Population growth rate</i>	the rate at which the population is increasing (or decreasing) in a given period due to natural increase and net migration, expressed as a percentage of the base population
<i>Total population</i>	the sum of the household population and institutional population. It also includes Filipinos in Philippine embassies, consulates, and missions abroad
<i>Household population</i>	comprises of persons who belong to a household, the basic criterion of which is the usual place of residence or the place where the person usually resides
<i>Household</i>	a social unit consisting of a person living alone or a group of persons who sleep in the same housing unit and have a common arrangement in the preparation and consumption of food
<i>Average household size</i>	the average number of persons who live in the household, computed as the household population in a given area divided by the corresponding total number of households in that area
<i>Head of the household</i>	an adult person, male or female, who is responsible for the organization and care of the household, or who is regarded as such by the members of the household
<i>Sex ratio</i>	the ratio of males to females in a given population, expressed as the number of males per 100 females
<i>Age</i>	the interval of time between a person's date of birth and the census reference date (1 August 2015). Expressed in completed years (as of last birthday), it is recorded in whole number
<i>Median age</i>	the age at which exactly half of the population is younger than this age and the other half is older than it
<i>Overall dependency ratio</i>	the ratio of persons in the dependent ages (under 15 years old and over 64 years old) to persons in the economically active or working ages (15 to 64 years old) in the population
<i>Marital status</i>	the personal status of each individual with reference to the marriage laws or customs of the country
<i>Religious affiliation</i>	a particular system of beliefs, attitudes, emotions, and behaviors constituting man's relationship with the powers and principalities of the universe
<i>Simple literacy rate</i>	the proportion of persons aged 10 years and over who are able to read and write a simple message in any language or dialect
<i>Highest grade/year completed</i>	the highest grade or year completed in school, college or university
<i>Usual activity/occupation</i>	the kind of job or business, which a person aged 15 years and over was engaged in most of the time during the 12 months preceding the census
<i>Overseas worker</i>	a household member (15 years old and over) who is out of the country due to an overseas employment



EXPLANATORY NOTES

The total population presented in this release is based on the 2020 CPH. The population count is declared official for all purposes by the President of the Philippines, pursuant to Proclamation No. 1179 dated 06 July 2021. The total population represents the total number of persons living as of 12:01 AM on 01 May 2020 in the country. It also includes Filipinos in Philippine embassies, consulates, and missions abroad.



DANITES E. TENIDO, PhD
Chief Statistical Specialist



/KJGH/ESH

