

SPECIAL RELEASE

COMMERCIAL FISHERIES SITUATIONER IN LA UNION 1ST QUARTER 2024

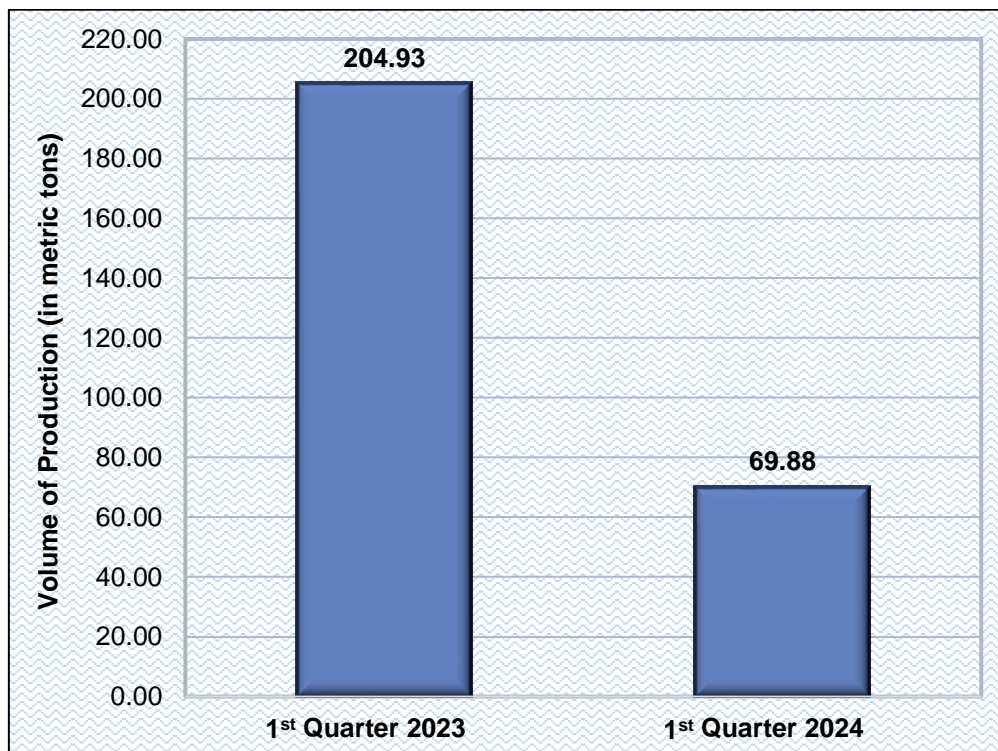
Date of Release: 21 June 2024

Reference No. 2024-38

La Union's commercial fisheries production decreases in 1st quarter 2024

The volume of production from commercial fisheries was posted at 69.88 metric tons in 1st quarter 2024. This recorded a decrease of 65.90 percent from its level in 1st quarter 2023 of 204.93 metric tons. (Figure 1)

**Figure 1. Volume of Commercial Fisheries Production
La Union: 1st Quarter 2023 and 1st Quarter 2024**



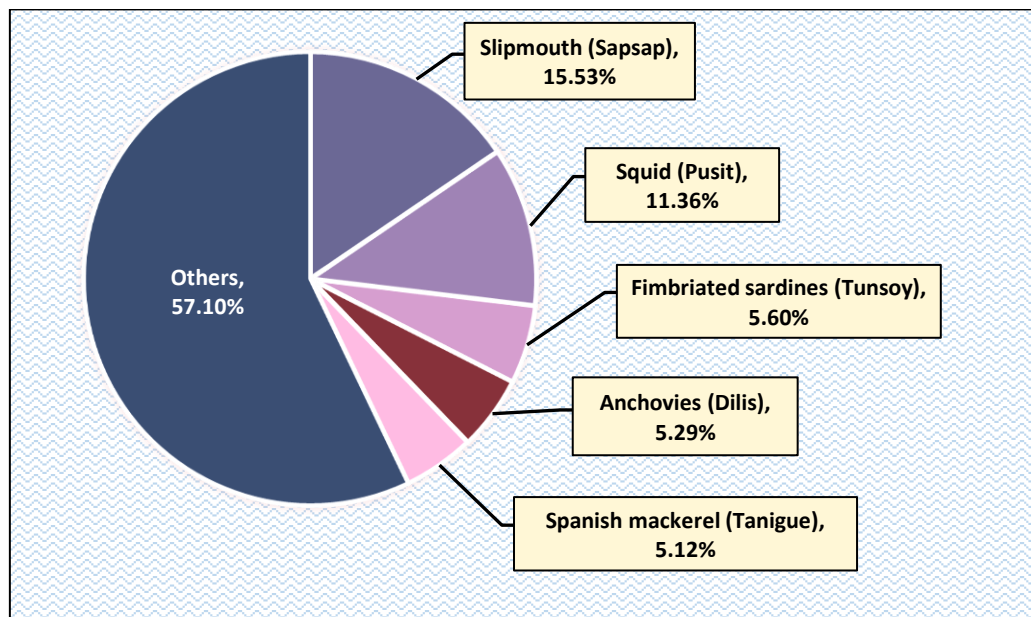
Source: Philippine Statistics Authority



The top five major catch in La Union in 1st quarter 2024 were Slipmouth (Sapsap) with 10.85 metric tons, Squid (Pusit) with 7.94 metric tons, Fimbriated Sardines (Tunsoy) with 3.91 metric tons, Anchovies (Dilis) with 3.70 metric tons, and Spanish Mackerel (Alumahan) with 3.58 metric tons.

Slipmouth output contributed 15.53 percent to the total commercial fisheries production in 1st quarter of 2024. Meanwhile, the shares of Squid, Fimbriated Sardines, Anchovies, and Spanish Mackerel production to the total commercial fisheries output in the said quarter were 11.36 percent, 5.60 percent, 5.29 percent, and 5.12 percent, respectively. (Figure 2)

Figure 2. Percentage Contribution of Top Species to the Total Commercial Fisheries Volume of Production, La Union: 1st Quarter 2024



Source: Philippine Statistics Authority

The total value of commercial fisheries production in La Union in 1st quarter 2024 was PhP10,951.67 which was 66.76 percent lower than its value in 1st quarter 2023 of PhP32,947.19.

The top three species with the highest contribution to the total value of commercial fisheries production in 1st quarter 2024 included Squid with PhP1,985.48 (18.13 percent share), Spanish Mackerel with PhP1,068.66 (9.76 percent share), and Slipmouth with PhP650.95 (5.94 percent share). The value of production for Squid and Spanish Mackerel went up by 150.73 percent and 524.73 percent from their values of

production in 1st quarter 2023 of PhP791.88 and Php171.06. Meanwhile, there is no value of production for Slipmouth in 1st quarter 2023. (Table 1)

**Table 1. Value of Commercial Fisheries Production by Species
La Union: 1st Quarter 2023 and 1st Quarter 2024**

Species	Value of Production		Percent Change	Percent Share to Total Value of Production (1 st Quarter 2024)
	1 st Quarter 2023	1 st Quarter 2024		
Commercial Fisheries (Total)	32,947.19	10,951.67	-66.76	100.00
Squid (Pusit)	791.88	1,985.48	150.73	18.13
Spanish mackerel (Tanigue)	171.06	1,068.66	524.73	9.76
Slipmouth (Sapsap)	-	650.95	Undefined	5.94
Grouper (Lapu-lapu)	402.98	554.31	37.55	5.06
Cavalla (Talakitok)	-	518.88	Undefined	4.74
Snapper (Maya-maya)	54.50	474.08	769.87	4.33
Crevalle (Salay-salay)	-	439.60	Undefined	4.01
Big-eyed scad (Matangbaka)	1,682.70	433.64	-74.23	3.96
Hairtail (Espada)	1,590.41	401.17	-74.78	3.66
Threadfin bream (Bisugo)	2,747.44	315.57	-88.51	2.88
Goatfish (Saramulyete)	2,477.69	240.99	-90.27	2.20
Indian mackerel (Alumahan)	-	240.84	Undefined	2.20
Anchovies (Dilis)	34.65	185.23	434.57	1.69
Fimbriated sardines (Tunsoy)	10.85	178.95	1,549.31	1.63
Blue crab (Alimasag)	105.80	172.68	63.21	1.58
Acetes (Alamang)	-	164.30	Undefined	1.50
Yellowfin tuna (Tambakol/Bariles)	-	103.44	Undefined	0.94
Eastern little tuna (Bonito)	-	26.45	Undefined	0.24
Roundscad (Galunggong)	-	22.9	Undefined	0.21
Bigeye tuna (Tambakol/ Bariles)	-	11.23	Undefined	0.10
Frigate tuna (Tulingan)	-	7.96	Undefined	0.07
Others	22,859.49	2,754.36	-87.95	25.15

Source: Philippine Statistics Authority

Data for commercial fisheries were obtained from Local Government Unit (LGU) - managed fish landing centers, privately-managed fish landing centers, and traditional fish landing centers.




TECHNICAL NOTES

Landing Center is a place where the fish catch and other aquatic products are unloaded and traded. Traditional landing center is a type of landing center where fishermen could unload their catch and/or dock their fishing boats without any obligation or payment for the use of the place.

Quarterly Commercial Fisheries Survey (Traditional Landing Center) is a quarterly survey on the volume of fish unloading in traditional landing centers and the price of fish by species. It gathers data on a quarterly basis but the information that is collected is about monthly fish unloading.

Quarterly Commercial Fisheries Survey (Philippine Fisheries Development Authority (PFDA), Local Government Units (LGUs), Privately-Managed Landing Centers) is the gathering of data from the records of the PFDA, LGU and privately-managed landing centers. It is done on a quarterly basis but the information being collected is on each of the three months included in the reference quarter.



DANITES E. TENIDO, PhD
Chief Statistical Specialist

