

SPECIAL RELEASE

Birth Statistics La Union: 2022 Annual Report

Date of Release: 29 February 2024

Reference No. 2024-04

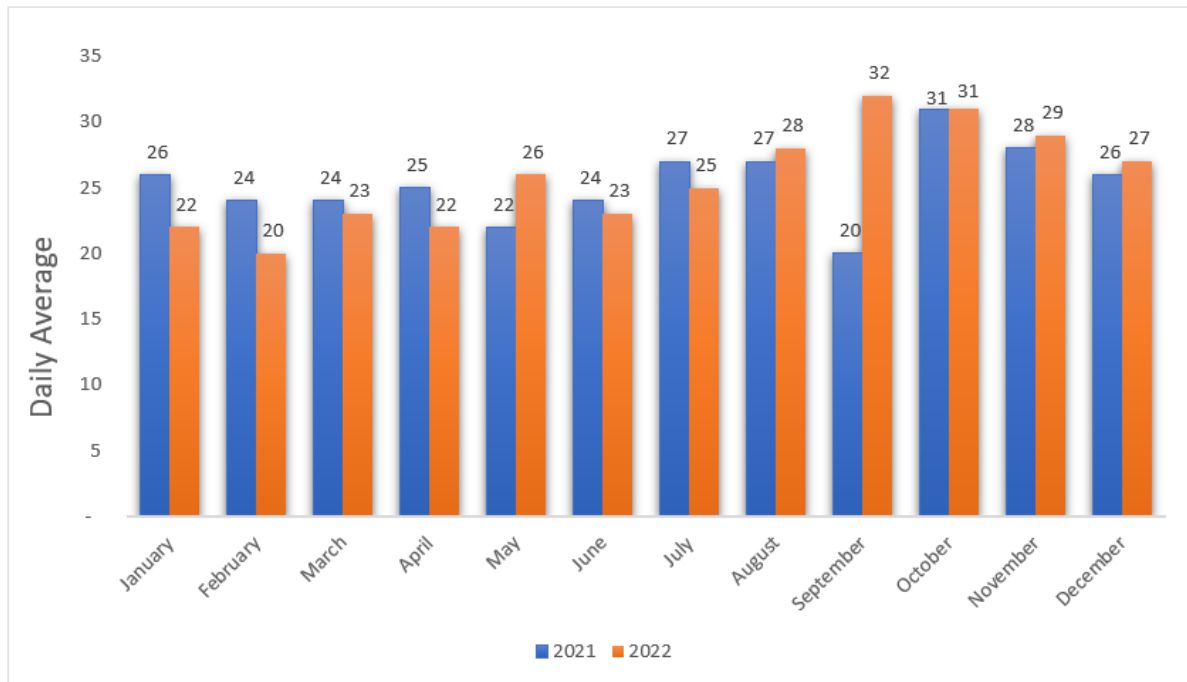
The number of registered live births in La Union in 2022 summed up to 9,253, a decrease of 1.19 percent birth occurrences compared with 9,364 registered live births in 2021. The daily average birth occurrence in 2022 was computed at 25 or an average of one baby born per hour. In 2022, the month of October recorded the highest daily average births at 31 babies, while the month of September posted the lowest daily average births at 20 babies. (Table 1)

**TABLE 1. Number and Daily Average of Registered Live Births
La Union: 2021 and 2022**

| Month of Registration | Number | | Daily Average | |
|-----------------------|--------|-------|---------------|------|
| | 2022 | 2021 | 2022 | 2021 |
| La Union | 9,253 | 9,364 | 25 | 26 |
| January | 808 | 679 | 26 | 22 |
| February | 679 | 574 | 24 | 20 |
| March | 749 | 709 | 24 | 23 |
| April | 738 | 668 | 25 | 22 |
| May | 690 | 792 | 22 | 26 |
| June | 715 | 687 | 24 | 23 |
| July | 827 | 790 | 27 | 25 |
| August | 829 | 853 | 27 | 28 |
| September | 600 | 953 | 20 | 32 |
| October | 974 | 961 | 31 | 31 |
| November | 850 | 868 | 28 | 29 |
| December | 794 | 830 | 26 | 27 |

SOURCE: Philippine Statistics Authority

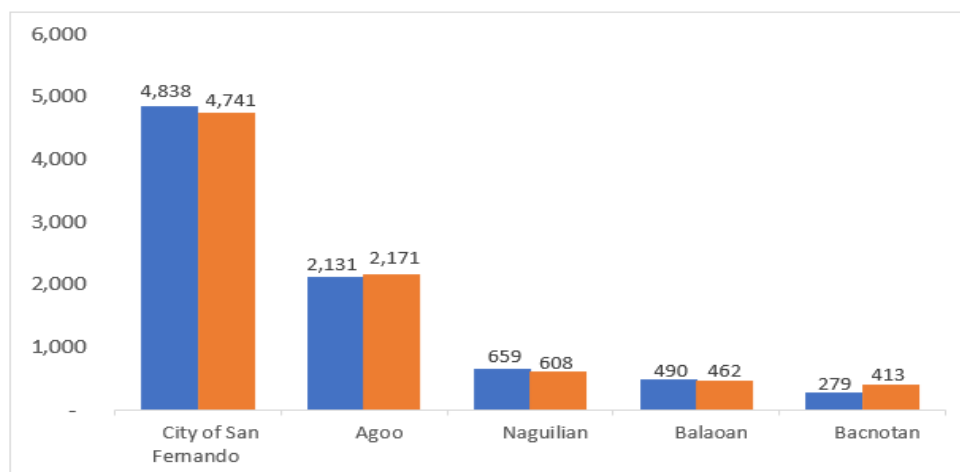




SOURCE: Philippine Statistics Authority

**FIGURE 1. Daily Average of Registered Live Births by Month
La Union: 2021 and 2022**

Meanwhile in 2021, the month of September posted the highest daily average number of registered live births at 32 babies while the month of February posted the lowest with 20 daily average births. (Figure 1)



SOURCE: Philippine Statistics Authority

**FIGURE 2. Top Five City/Municipalities with the Highest Number
of Registered Live Births, La Union: 2021 and 2022**

Among the city/municipalities in the province, the City of San Fernando registered the highest number of births in 2022 with 4,838 or 52.29 percent of the total number of



registered live births in La Union. Agoo ranked second with 2,131 live births (23.03 percent share). The municipalities of Naguilian, Balaoan and Bacnotan distantly followed with 659 registered births (7.12 percent share), 490 registered births (5.30 percent share) and 279 registered births (3.02 percent share), respectively. (Figure 2)

Table 2. Number and Percent Distribution of Registered Live Births by City/Municipality, La Union: 2021 and 2022

| Month of Registration | Number | | Percent | |
|--------------------------------|--------|-------|---------|--------|
| | 2022 | 2021 | 2022 | 2021 |
| La Union | 9,253 | 9,364 | 100.00 | 100.00 |
| Agoo | 2,131 | 2,171 | 23.03 | 23.18 |
| Aringay | 133 | 143 | 1.44 | 1.53 |
| Bacnotan | 279 | 413 | 3.02 | 4.41 |
| Bagulin | 24 | 20 | 0.26 | 0.21 |
| Balaoan | 490 | 462 | 5.30 | 4.93 |
| Bangar | 26 | 28 | 0.28 | 0.30 |
| Bauang | 75 | 80 | 0.81 | 0.85 |
| Burgos | 3 | 6 | 0.03 | 0.06 |
| Caba | 71 | 74 | 0.77 | 0.79 |
| City of San Fernando (Capital) | 4,838 | 4,741 | 52.29 | 50.63 |
| Luna | 8 | 14 | 0.09 | 0.15 |
| Naguilian | 659 | 608 | 7.12 | 6.49 |
| Pugo | 2 | 3 | 0.02 | 0.03 |
| Rosario | 271 | 268 | 2.93 | 2.86 |
| San Gabriel | 82 | 91 | 0.89 | 0.97 |
| San Juan | 4 | 9 | 0.04 | 0.10 |
| Santo Tomas | 35 | 68 | 0.38 | 0.73 |
| Santol | 32 | 38 | 0.35 | 0.41 |
| Sudipen | 6 | 9 | 0.06 | 0.10 |
| Tubao | 84 | 118 | 0.91 | 1.26 |

SOURCE: Philippine Statistics Authority
*Details may not add up to total due to rounding.

Similarly, the City of San Fernando posted the highest number of registered live births in 2021 with 4,741 births or 50.63 percent of the total registered live births in the province. Agoo also ranked second with 2,171 births (23.18 percent share) followed by Naguilian with 608 registered births (6.49 percent share), Balaoan with 462 registered births (4.93 percent share), and Bacnotan with 413 registered births (4.41 percent share).



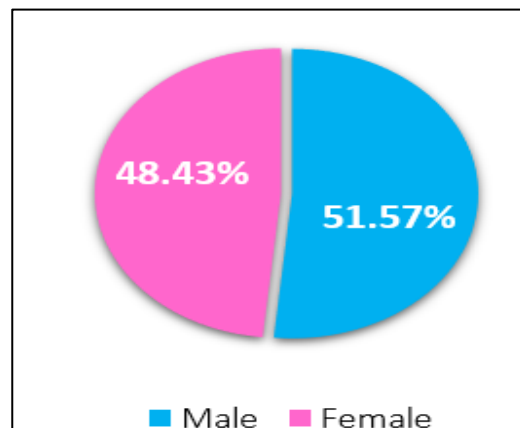
**Table 3. Number of Registered Live Births by Sex and by City/Municipality
La Union: 2022**

| Month of Registration | Both Sexes | Male | Female | Sex Ratio |
|--------------------------------|------------|-------|--------|-----------|
| La Union | 9,253 | 4,772 | 4,481 | 106 |
| AGOO | 2,131 | 1110 | 1021 | 109 |
| ARINGAY | 133 | 63 | 70 | 90 |
| BACNOTAN | 279 | 136 | 143 | 95 |
| BAGULIN | 24 | 8 | 16 | 50 |
| BALAOAN | 490 | 263 | 227 | 116 |
| BANGAR | 26 | 15 | 11 | 136 |
| BAUANG | 75 | 37 | 38 | 97 |
| BURGOS | 3 | 2 | 1 | 200 |
| CABA | 71 | 33 | 38 | 87 |
| LUNA | 8 | 5 | 3 | 167 |
| NAGUILIAN | 659 | 338 | 321 | 105 |
| PUGO | 2 | 2 | 0 | 0 |
| ROSARIO | 271 | 132 | 139 | 95 |
| CITY OF SAN FERNANDO (Capital) | 4,838 | 2506 | 2332 | 107 |
| SAN GABRIEL | 82 | 40 | 42 | 95 |
| SAN JUAN | 4 | 2 | 2 | 100 |
| SANTO TOMAS | 35 | 17 | 18 | 94 |
| SANTOL | 32 | 18 | 14 | 129 |
| SUDIPEN | 6 | 3 | 3 | 100 |
| TUBAO | 84 | 42 | 42 | 100 |

SOURCE: Philippine Statistics Authority

Seven city/municipalities registered a sex ratio higher than the provincial ratio. The highest sex ratio of 200 was recorded in Burgos. This was followed by Luna with a sex ratio of 167 and Bangar with a sex ratio of 136. (Table 3)

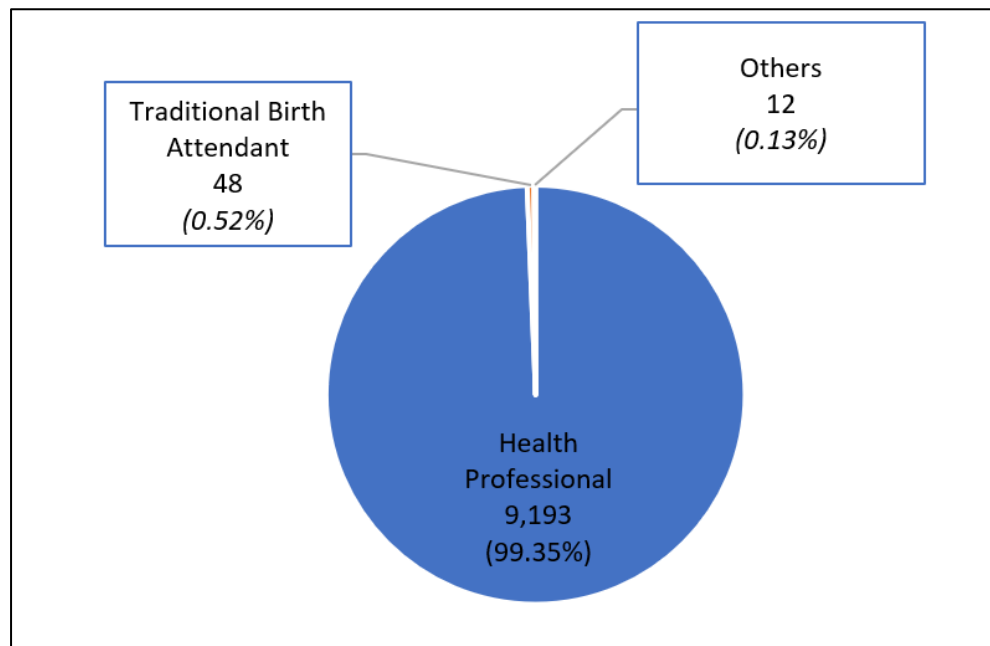
Males with 4,772 (51.57 percent share) outnumbered females with 4,481 (48.43 percent share) in terms of registered live births in the province in 2022 resulting to a sex ratio of 106 males per 100 females.



SOURCE: Philippine Statistics Authority

Figure 3. Percent Distribution of Registered Live Births by Sex, La Union: 2022






**FIGURE 4. Number and Percent Distribution of Registered Live Births by Attendant at Birth
La Union: 2022**

Majority (99.35%) of registered live births in La Union in 2022 were attended by Health Professional (physician, midwife, or nurse) with a total of 9,193 registered live births.

On the other hand, 48 births or 0.52 percent of the total registered live births in the province in 2022 were delivered by a hilot or traditional birth attendant. Meanwhile, there were 12 births (0.13 percent share) delivered by other birth attendants. (Figure 4)



DANITES E. TENIDO, PhD
Chief Statistical Specialist



/GFMC/MMAAA

Explanatory Notes

Data on births presented in this release were obtained from the Certificate of Birth (Municipal Form No. 102) that were registered at the Office of the City/Municipal Civil Registrars in La Union and forwarded to the Philippine Statistics Authority La Union Provincial Statistical Office. Information presented include births registered from January to December of 2021 and 2022.



REPUBLIC OF THE PHILIPPINES
PHILIPPINE STATISTICS AUTHORITY
LA UNION PROVINCIAL STATISTICAL OFFICE



Management
System
ISO 9001:2015
www.tuv.com
ID 9108640991



The Fifth Bldg., Gov. Ancheta St., Brgy. IV, City of San Fernando, La Union
TeleFax: **(072) 888-5740**
E-mail: launion@psa.gov.ph