



SPECIAL RELEASE

Corn Production in the Ilocos Region Decreases in 1st Quarter 2023

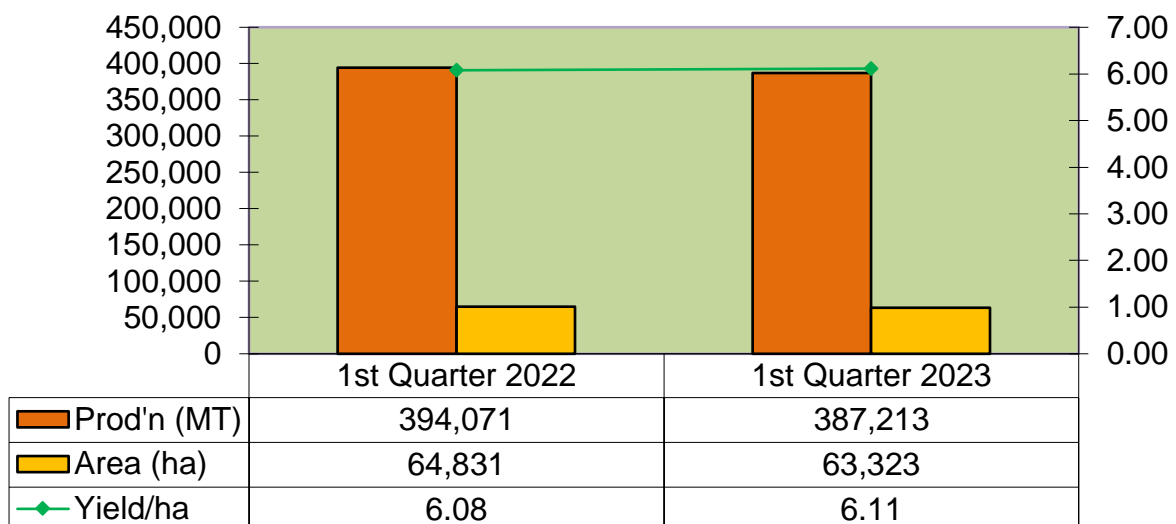
Date of Release: 15 June 2023

Reference No. 2023-042

The corn production in the Ilocos Region in 1st quarter 2023 decreased by 1.74 percent. From the output of 394,071 metric tons in the same period of 2022, it went down to 387,213 metric tons in 1st quarter 2023. The harvest area declined from 64,831 hectares to 63,323 hectares. The yield per hectare also decreased from 6.08 metric tons to 6.11 metric tons.

The provinces of Ilocos Norte, Ilocos Sur, and La Union recorded positive growth in corn output, while Pangasinan experienced contraction.

**Figure 1. Corn Estimates, Ilocos Region
 1st Quarter 2022 and 1st Quarter 2023**

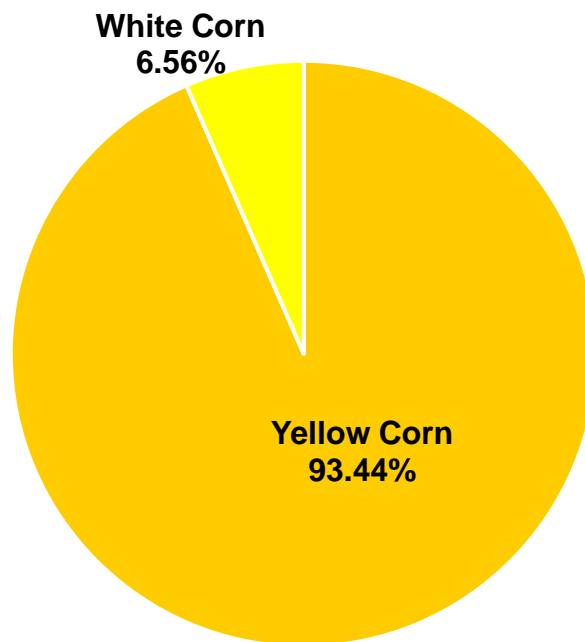


Source: Corn Production Survey, PSA



About 93.44 percent of the total corn production of the Ilocos Region in 1st quarter 2023 were yellow corn and the rest were white corn. In terms of the area harvested, yellow corn comprised 90.41 percent while 9.59 percent were white corn.

Figure 2. Percentage Distribution of Volume of Corn Production by Type, Ilocos Region: 1st Quarter 2023



Source: Corn Production Survey, PSA

The highest corn harvest in 1st quarter 2023 came from Pangasinan with 63.28 percent share in the total corn production in Ilocos Region. During the period, the province recorded 245,033 metric tons volume of corn production. This is lower by 5.08 percent from the 258,147 metric tons output in the same period in 2022. The harvest area was at 39,046 hectares, of which, 96.16 percent were yellow corn. On the other hand, the yield per hectare went up from 6.24 metric tons to 6.28 metric tons during the period.

Ilocos Sur ranked second among the four provinces of the region in terms of volume of corn production in 1st quarter 2023. The province registered a production of 70,453 metric tons, higher by 8.95 percent from the output in 1st quarter 2022 of 64,667 metric tons. The harvest area increased from 10,909 hectares to 11,646 hectares. The yield per hectare, also went up from 5.93 metric tons to 6.05 metric tons. Yellow corn dominated the corn areas of the province sharing 87.57 percent.

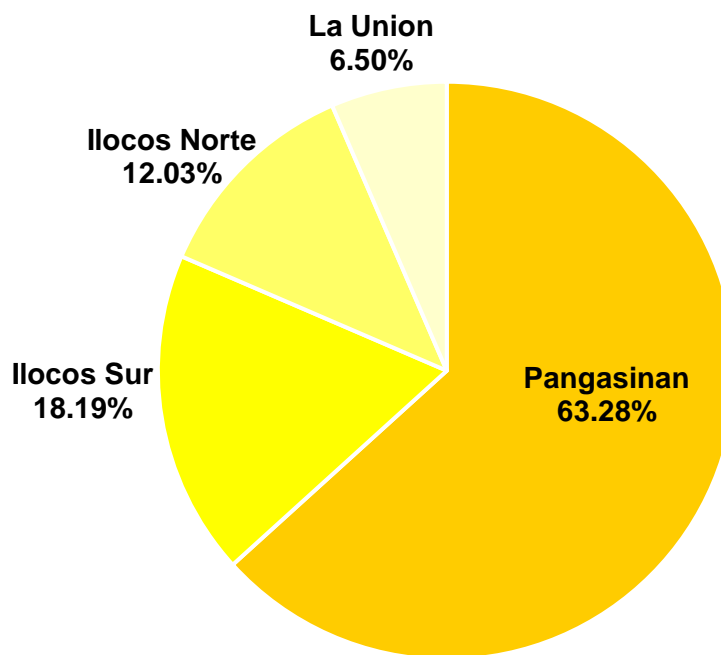


Management System
ISO 9001:2015
www.tuv.com
ID: 9108640991



Parammata Bldg. C, Diversion Road, Sitio 5, Brgy. Biday, City of San Fernando, La Union
Telefax: 607-0247/ 888-2582
www.rss01.psa.gov.ph

Figure 3. Percentage Distribution of Volume of Corn Production by Province, Ilocos Region: 1st Quarter 2023



Source: Corn Production Survey, PSA

The volume of corn production in Ilocos Norte increased in 1st quarter 2023. The output was posted at 46,570 metric tons, or 0.97 percent higher than the record in 1st quarter 2022 of 46,121 metric tons. The harvest area also went up from 8,217 hectares to 8,340 hectares. Yellow corn comprised 73.20 percent of the total corn area harvested in the province, while the remaining were white corn. However, the yield per hectare decreased from 5.61 metric tons to 5.58 metric tons. The province ranked third in terms of volume of corn production in 1st quarter 2022 with 12.03 percent share.

The province of La Union produced 25,157 metric tons of corn during the 1st quarter 2023. This is 0.08 percent higher than the output in the previous year of the same period. Yellow corn comprised 79.24 percent of the total corn area in the province. The harvest area increased to 4,291 hectares from the 4,308 hectares in 1st quarter 2022. Likewise, the yield per hectare increased from 5.83 metric tons to 5.86 metric tons.



Management System
ISO 9001:2015



www.tuv.com
ID: 9108640991

Parammata Bldg. C, Diversion Road, Sitio 5, Brgy. Biday, City of San Fernando, La Union
Telefax: 607-0247/ 888-2582
www.rss01.psa.gov.ph

**Table 1. Corn Production Estimates by Province
Ilocos Region: 1st Quarter 2022 and 1st Quarter 2023**

ITEM	1st Quarter		Growth Rate (%)
	2022	2023	
PRODUCTION (MT)	394,071	387,213	(1.74)
Ilocos Norte	46,121	46,570	0.97
Ilocos Sur	64,667	70,453	8.95
La Union	25,136	25,157	0.08
Pangasinan	258,147	245,033	(5.08)
AREA HARVESTED (Ha)	64,831	63,323	(2.33)
Ilocos Norte	8,217	8,340	1.50
Ilocos Sur	10,909	11,646	6.76
La Union	4,308	4,291	(0.39)
Pangasinan	41,397	39,046	(5.68)
YIELD/HECTARE	6.08	6.11	0.60
Ilocos Norte	5.61	5.58	(0.52)
Ilocos Sur	5.93	6.05	2.05
La Union	5.83	5.86	0.48
Pangasinan	6.24	6.28	0.64

Note: Details may not add up to total due to rounding

Source: Corn Production Survey, PSA



Management System
ISO 9001:2015




www.tuv.com
ID: 9108640991

Parammata Bldg. C, Diversion Road, Sitio 5, Brgy. Biday, City of San Fernando, La Union
Telefax: 607-0247/ 888-2582
www.rss01.psa.gov.ph

TECHNICAL NOTES

The Corn Production Survey (CPS) is a quarterly survey of the Philippine Statistics Authority conducted simultaneously with the Palay Production Survey (PPS). The survey generates estimates on corn production, area and yield and other production-related data that serve as inputs for policymaking and programs on corn. The CPS covers sample-farming households in sample barangays in all provinces. It is conducted with the following quarters as the reference periods:

SURVEY ROUND/S	PERIOD COVERED
April Round Survey	January to March
July Round Survey	April to June
October Round Survey	July to September
January Round Survey	October to December


ATTY. SHEILA O. DE GUZMAN
Regional Director


JYY/TBO/KJAG



Management
System
ISO 9001:2015



www.tuv.com
ID: 9108640991

Parammata Bldg. C, Diversion Road, Sitio 5, Brgy. Biday, City of San Fernando, La Union
Telefax: 607-0247/ 888-2582
www.rss01.psa.gov.ph