



SPECIAL RELEASE

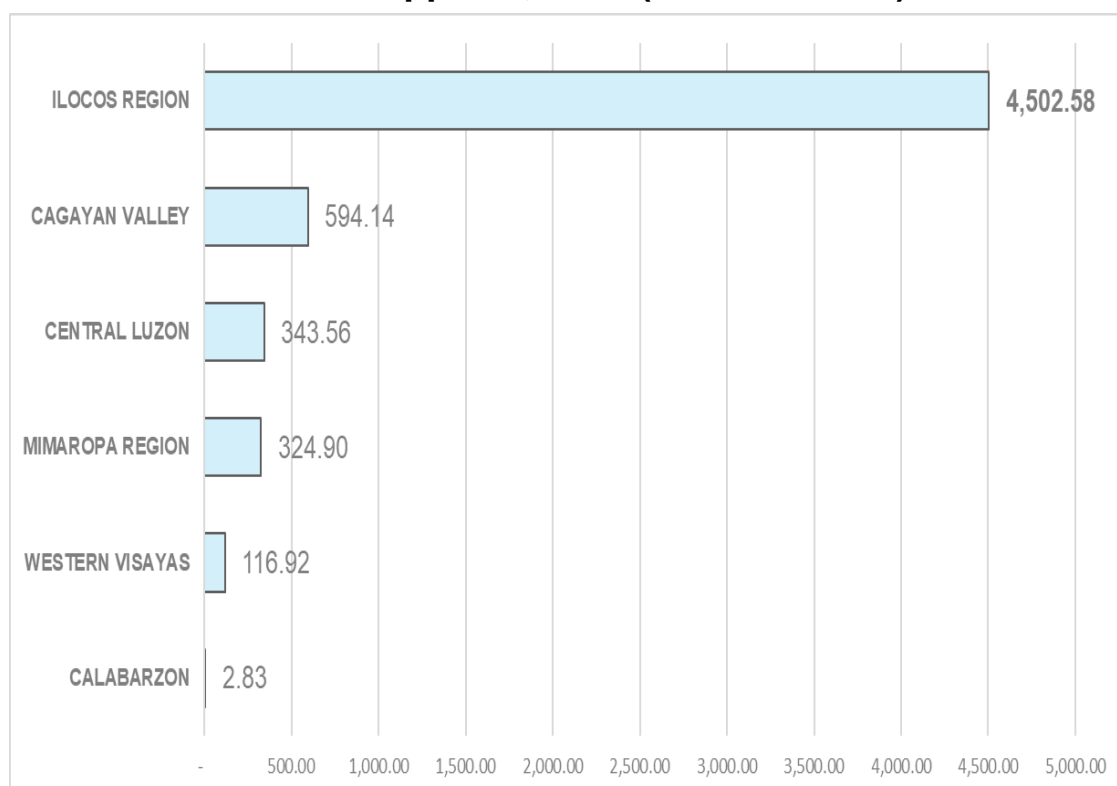
HIGHLIGHTS ON GARLIC PRODUCTION ILOCOS REGION, 2022

Date of Release: 23 June 2023

Reference No. 2023 - 037

In 2022, the production of garlic in Ilocos Region was recorded at 4,502.58 metric tons. Ilocos Region was the topmost producer among the six garlic producing regions in 2022 sharing 76.51 percent of the country's output of 5,884.93 metric tons.

**Figure 1. Distribution of Garlic Production by Region
Philippines, 2022 (in metric tons)**



Source: Philippine Statistics Authority , 2022 Crops Production Survey (CrPS)

The region's garlic output of 4,502.58 metric tons slightly decreased by 1.50 percent. Said output were from Ilocos Norte and Ilocos Sur with drop of production of about 1.15 percent and 12.31 percent, respectively.

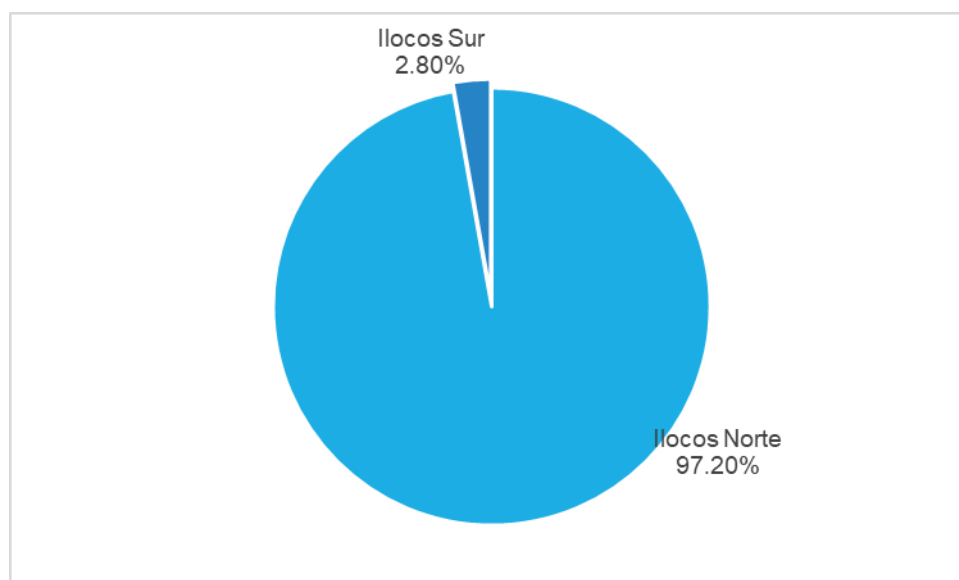
**Table 1. Garlic Production by Province, Ilocos Region
2021 and 2022 (in metric tons)**

Particulars	2022	2021	Percent Change
REGION I (Ilocos Region)	4,502.58	4,571.08	-1.50
Ilocos Norte	4,376.30	4,427.08	-1.15
Ilocos Sur	126.28	144.00	-12.31
La Union	
Pangasinan	

Source: Philippine Statistics Authority , 2022 Crops Production Survey (CrPS)
.. No data available

Bulk of the region's garlic production was contributed by Ilocos Norte with share of 97.20 percent.

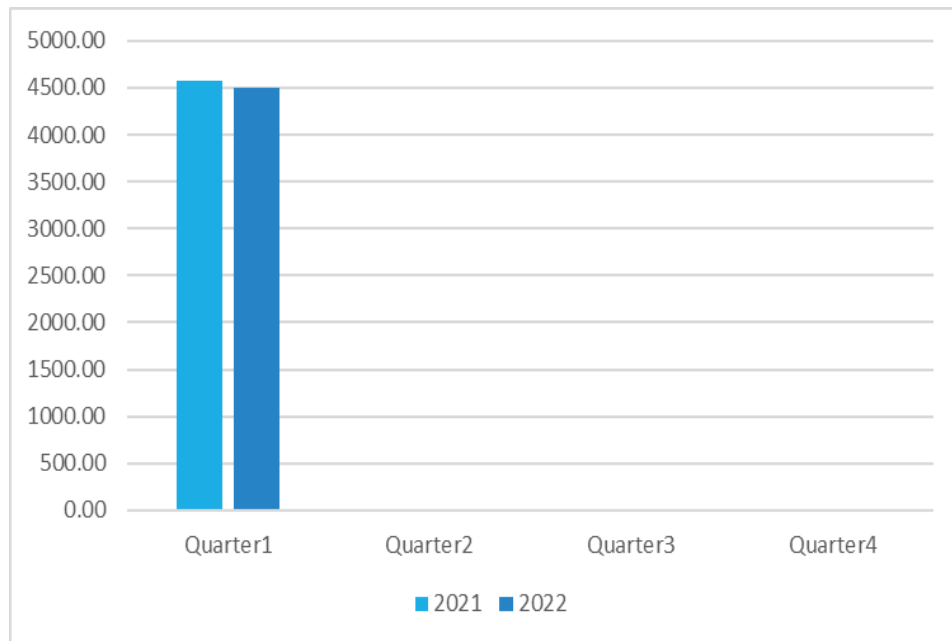
**Figure 2. Percentage Distribution of Garlic Production
by Province, Ilocos Region, 2022**



Source: Philippine Statistics Authority , 2022 Crops Production Survey (CrPS)

The harvest period of garlic in 2022 was first quarter. There was no production recorded from second to fourth quarter of 2022.

Figure 3. Garlic Production, by Quarter, Ilocos Region 2021 and 2022 (in metric tons)



Source: Philippine Statistics Authority , 2022 Crops Production Survey (CrPS)


TECHNICAL NOTES

The Crops Production Survey (CrPS) is the source of production data of all crops, except palay and corn. Around 280 crops are covered in this survey. Garlic is among the major crops in Ilocos Region.

Estimates of production are generated from the CrPS, which is conducted quarterly. The CrPS covers all regions, except the National Capital Region.

Concept and Definition

- **Crop production** refers to the quantity produced and harvested for a particular crop during the reference period. It **includes** those measured but damaged, stolen, given away, consumed, given as harvester's share, reserved, etc. It **excludes** those produced but not harvested due to low price, lack of demand, force majeure, or fortuitous events, etc.


ATTY SHEILA O. DE GUZMAN
Regional Director


JYY/TBO/DAI

