



# SPECIAL RELEASE

## HIGHLIGHTS ON AMPALAYA FRUIT PRODUCTION ILOCOS REGION, 2022

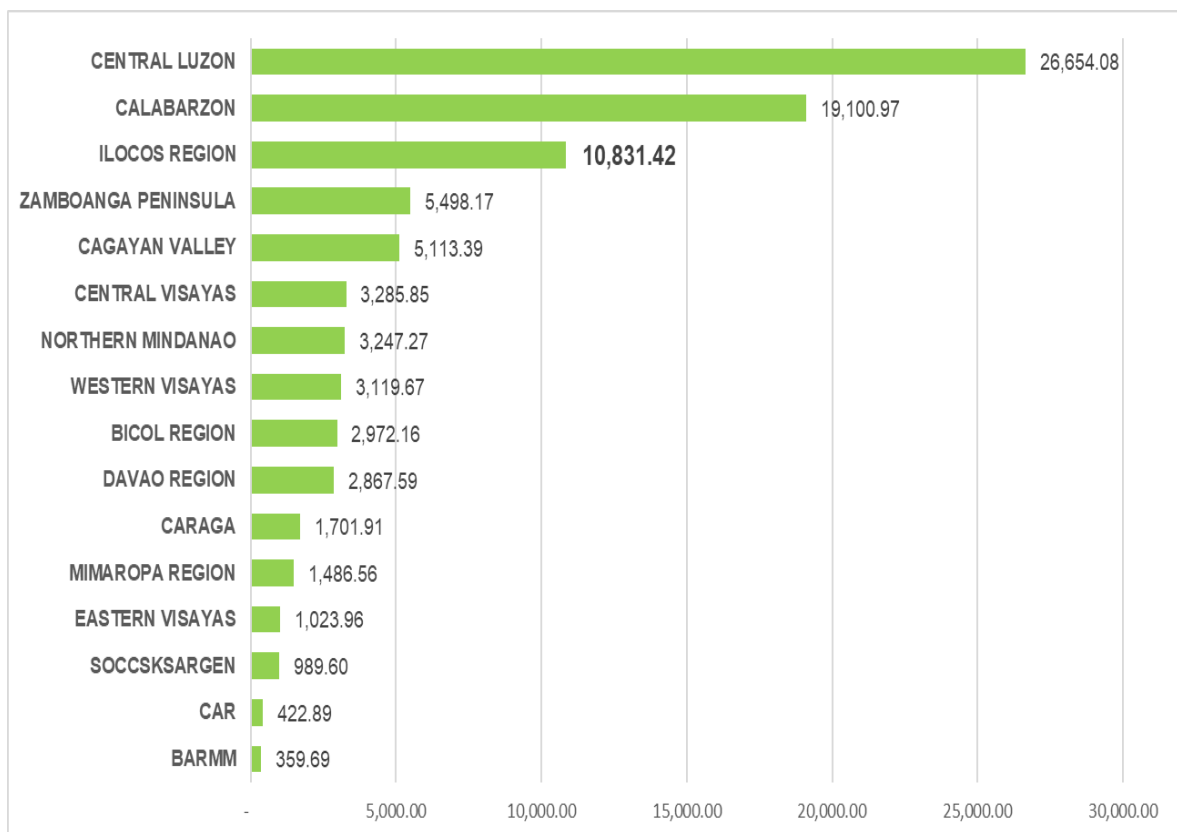
**Date of Release:** 15 June 2023

Reference No. 2023-36

Ampalaya fruit production in Ilocos Region reached 10,831.42 metric tons in 2022. It went up by 4.15 percent from the 10,400.11 metric tons output in 2021.

Ilocos Region contributed 12.21 percent to the country's total output of 88,675.20 metric tons in 2022 and ranked 3rd among the ampalaya producing regions.

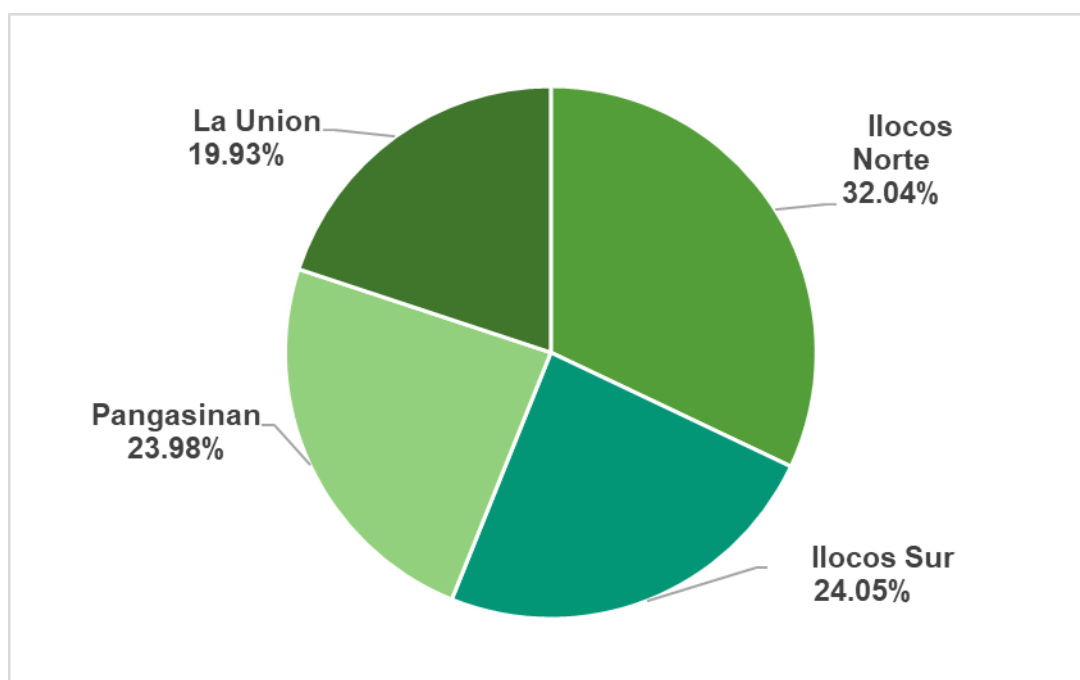
**Figure 1. Distribution of Ampalaya Fruit Production by Region  
Philippines, 2022(in metric tons)**



Source: Philippine Statistics Authority , 2022 Crops Production Survey (CrPS)

By provincial portion to the region's output, Ilocos Norte posted the highest contribution of about 32.04 percent. This was followed by Ilocos Sur with a share of 24.05 percent, Pangasinan with 23.98 percent share , and La Union with 19.93 percent share.

**Figure 2. Percentage Distribution of Ampalaya Fruit Production by Province, Ilocos Region, 2022**



Source: Philippine Statistics Authority , 2022 Crops Production Survey (CrPS)

Increases in ampalaya fruit production were noted in all provinces, Ilocos Norte by 1.78 percent, Ilocos Sur by 11.76 percent, La Union by 4.03 percent and Pangasinan by 0.49 percent (Table 1.)

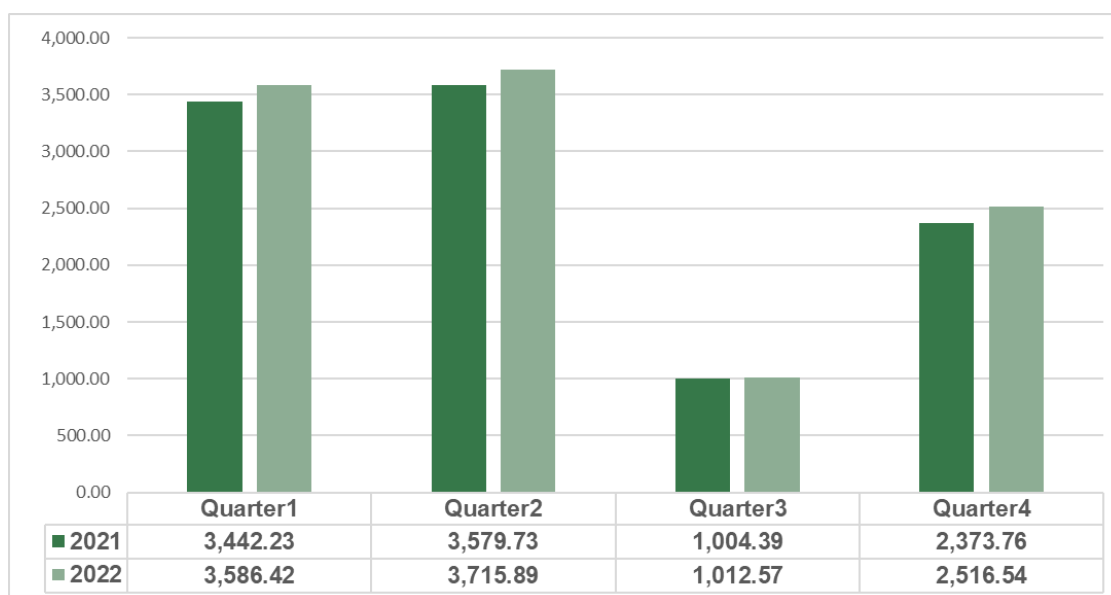
**Table 1. Ampalaya Fruit Production by Province, Ilocos Region 2021 and 2022 (in metric tons)**

Particulars	2022	2021	Percent Change
REGION I (Ilocos Region)	10,831.42	10,400.11	4.15
Ilocos Norte	3,470.38	3,409.63	1.78
Ilocos Sur	2,604.86	2,330.69	11.76
La Union	2,158.65	2,075.00	4.03
Pangasinan	2,597.53	2,584.79	0.49

Source: Philippine Statistics Authority , 2022 Crops Production Survey (CrPS)

The peak harvest period of ampalaya fruit was during the 1st quarter and the 2nd quarter, while the lean harvest period was 2nd quarter. Production increases in all quarters were noted in 2022.

**Figure 3. Ampalaya Fruit Production, by Quarter, Ilocos Region 2021 and 2022 (in metric tons)**



Source: Philippine Statistics Authority , 2022 Crops Production Survey (CrPS)

## TECHNICAL NOTES

The Crops Production Survey (CrPS) is the source of production data of all crops, except palay and corn. Around 280 crops are covered in this survey. Ampalaya fruit is among the major vegetables in Ilocos Region.

Estimates of production are generated from the CrPS, which is conducted quarterly. The CrPS covers all regions, except the National Capital Region.

### Concept and Definition

- **Crop production** refers to the quantity produced and harvested for a particular crop during the reference period. It **includes** those measured but damaged, stolen, given away, consumed, given as harvester's share, reserved, etc. It **excludes** those produced but not harvested due to low price, lack of demand, force majeure, or fortuitous events, etc.

  
**ATTY SHEILA O. DE GUZMAN**  
Regional Director

  
JYY/TBO/DAI

