



SPECIAL RELEASE

GOAT SITUATION IN ILOCOS REGION 2022

Date of Release: 01 June 2023

Reference No. 2023- 033

PRODUCTION

The total goat production in Ilocos Region was estimated at 8,519.18 metric tons liveweight in 2022. This was 11.33 percent lower than the 2021 level. First and Second Semester 2022 production recorded decreases of 16.31 percent and 6.81 percent, respectively.

**Table 1. Volume of Goat Production by Semester, Ilocos Region
2021 and 2022 (in metric ton, liveweight)**

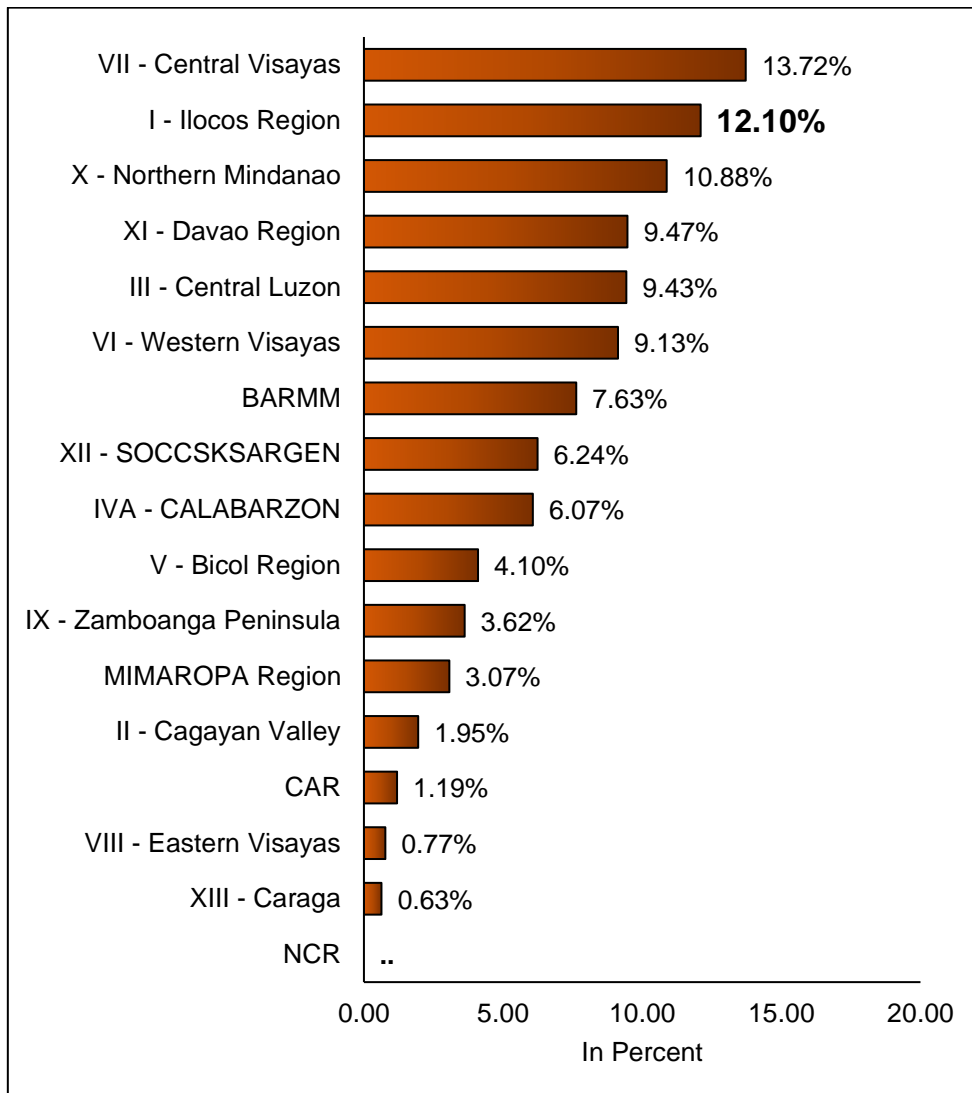
Particulars	2022/P	2021	Percent Change
Annual	8,519.18	9,607.59	-11.33
1st Semester	3,822.13	4,567.07	-16.31
2nd Semester	4,697.06	5,040.51	-6.81

2022/P - Preliminary

Source: Philippine Statistics Authority- Backyard Livestock and Poultry Survey (BLPS), Commercial Livestock and Poultry Survey (CLPS), and Compilation of Data from Slaughterhouses and Poultry Dressing Plants (CDSPDP)

Ilocos Region contributed 12.10 percent to the national production of 70,383.27 metric tons liveweight, ranking second among the goat producing regions in the country.

Figure 1. Percent Contribution of Volume of Goat Production by Region, Philippines: 2022



Source: PSA - 2022 BLPS and CLPS

Note: Numbers may not add up due to rounding.

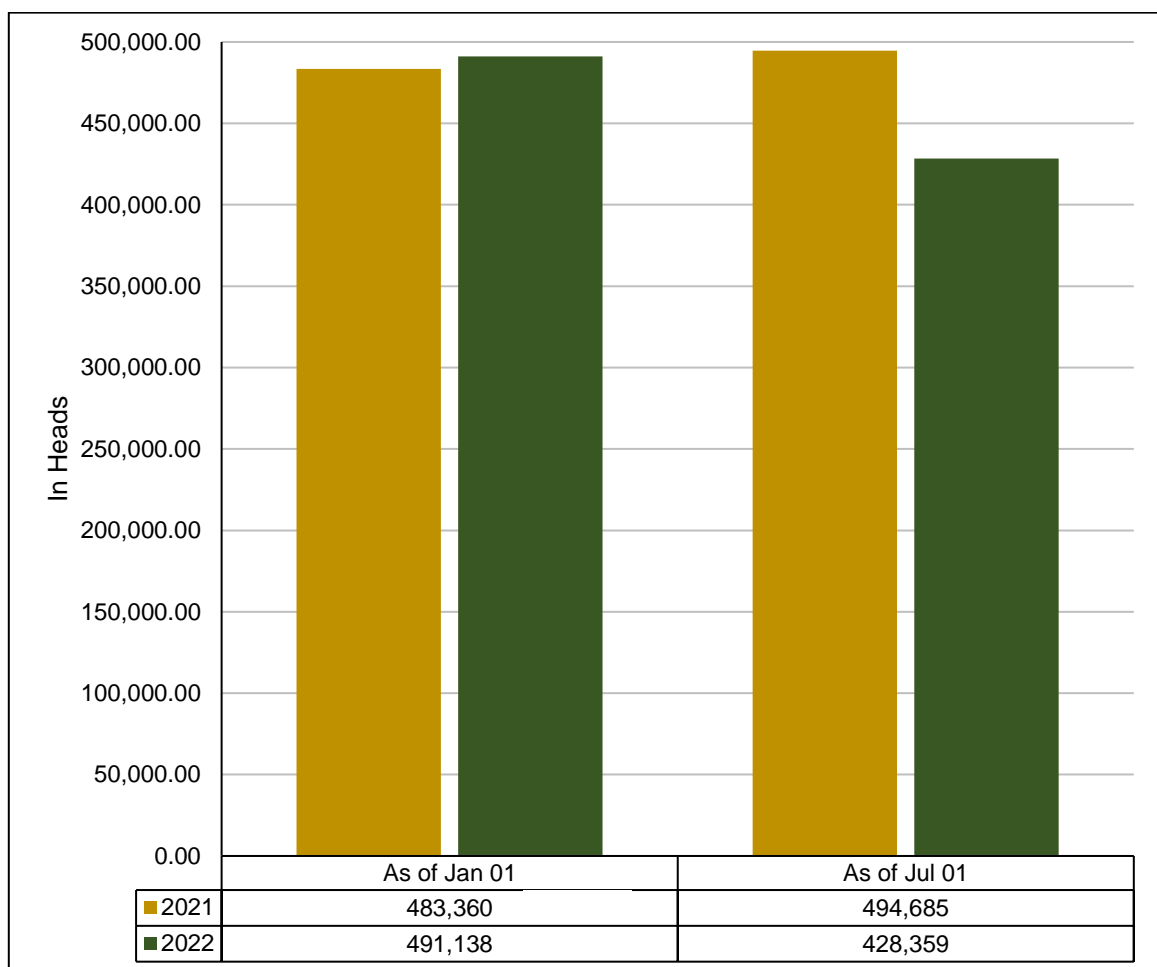
.. -data not available.

2022/P - Preliminary

INVENTORY

The total headcount of goat in Ilocos Region as of 01 January 2022 was 491,138 heads. It increased by 1.61 percent from the inventory as of 01 January 2021 of 483,360 heads. On the other hand, goat inventory as of 01 July 2022 registered a decrease of 13.41 percent over 2021 level of the same reference date.

Figure 2. Inventory of Goat by Reference Date, Ilocos Region 2021 and 2022



.. -data not available

Source: PSA - 2022 BLPS and CLPS

By province, Ilocos Sur and La Union posted increases in goat population as of 01 January 2022 by 10.34 percent and 2.71 percent, respectively. On the other hand, decreases in inventory as of 01 January 2022 were noted in Ilocos Norte and Pangasinan by 2.16 percent and 3.08 percent, respectively, compared to the same reference in 2021.

As of 01 July 2022, La Union solely posted a positive growth in the number of headcounts of about 9.47 percent.

Table 2. Inventory of Goat in Ilocos Region by Province as of 01 January, and 01 July 2021 and 2022 (in heads)

Particulars	2021		2022P		Percent Change	
	01 Jan	01 Jul	01 Jan	01 Jul	01 Jan 2022/ 2021	01 Jul 2022/ 2021
ILOCOS REGION	483,360	494,685	491,138	428,359	1.61	-13.41
Ilocos Norte	96,105	101,557	94,026	84,018	-2.16	-17.27
Ilocos Sur	115,786	122,010	127,761	110,739	10.34	-9.24
La Union	107,746	104,562	110,668	114,466	2.71	9.47
Pangasinan	163,723	166,556	158,683	119,136	-3.08	-28.47

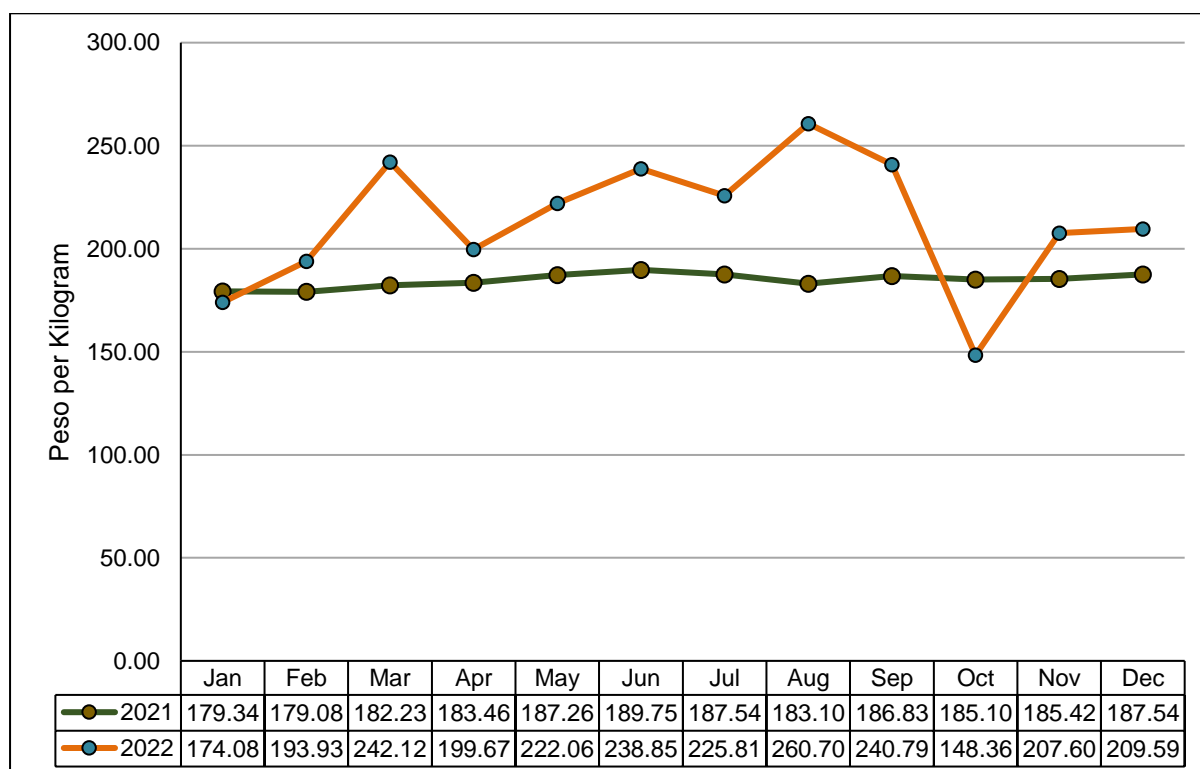
Source: PSA - 2022 BLPS and CLPS

PRICES

The average annual farm price of goat for slaughter in 2022 was PhP213.63 per kilo liveweight. This was higher by 15.65 percent than the price of PhP184.72 per kilo liveweight in 2021.

The monthly average farm prices in 2022 were generally higher than the 2021 prices except for the months of January and October. The highest price recorded in two years was PhP260.70 per kilo in August 2022, while the lowest price was PhP148.36 per kilo liveweight in October 2022.

Figure 3. Monthly Average Farmgate Price of Goat for Slaughter Ilocos Region: 2021-2022



Source: PSA - 2022 Farm Price Survey (FPS)


TECHNICAL NOTES

The data for this report is collected by the PSA through two (2) major surveys, namely the BLPS and the CLPS. Surveys are conducted simultaneously every quarter in all provinces.

Another survey that supplements the data requirements of the sub-sector is the CDSPDP. This covers the Accredited (AAA, AA) and Locally Registered Meat Establishments (LRMEs) nationwide and is undertaken in cooperation with the NMIS and PVO of the four provinces.

Concepts and Definitions

- **Volume of Production** - the number of tended/raised animals disposed for slaughter including animals shipped out for slaughter. This is expressed in metric tons, liveweight.
- **Animal Inventory** (*also, Animal Population*) - the number of domesticated animals in head present in the farm as of a specific reference date.
- **Goat** – a domesticated hollow-horned ruminant mammal raised in farms.
- **Farm price** - the price received by raisers for their produce at the location of the farm. Thus, marketing costs such as transport and other marketing costs (if any) incurred in selling the produce are not included in the farmgate prices


ATTY. SHEILA O. DE GUZMAN
Regional Director


JYY/TBO/DAI/RKT