



SPECIAL RELEASE

CATTLE SITUATION IN ILOCOS REGION 2022

Date of Release: 01 June 2023

Reference No. 2023- 032

PRODUCTION

The total cattle production in Ilocos Region decreased to 23,367.33 metric tons liveweight in 2022, 6.92 percent lower than the 2021 level. First Semester 2022 production declined by 14.56 percent while production in 2nd semester 2022 recorded an increase of 2.13 percent.

**Table 1. Volume of Cattle Production by Semester, Ilocos Region
2021 and 2022 (in metric ton, liveweight)**

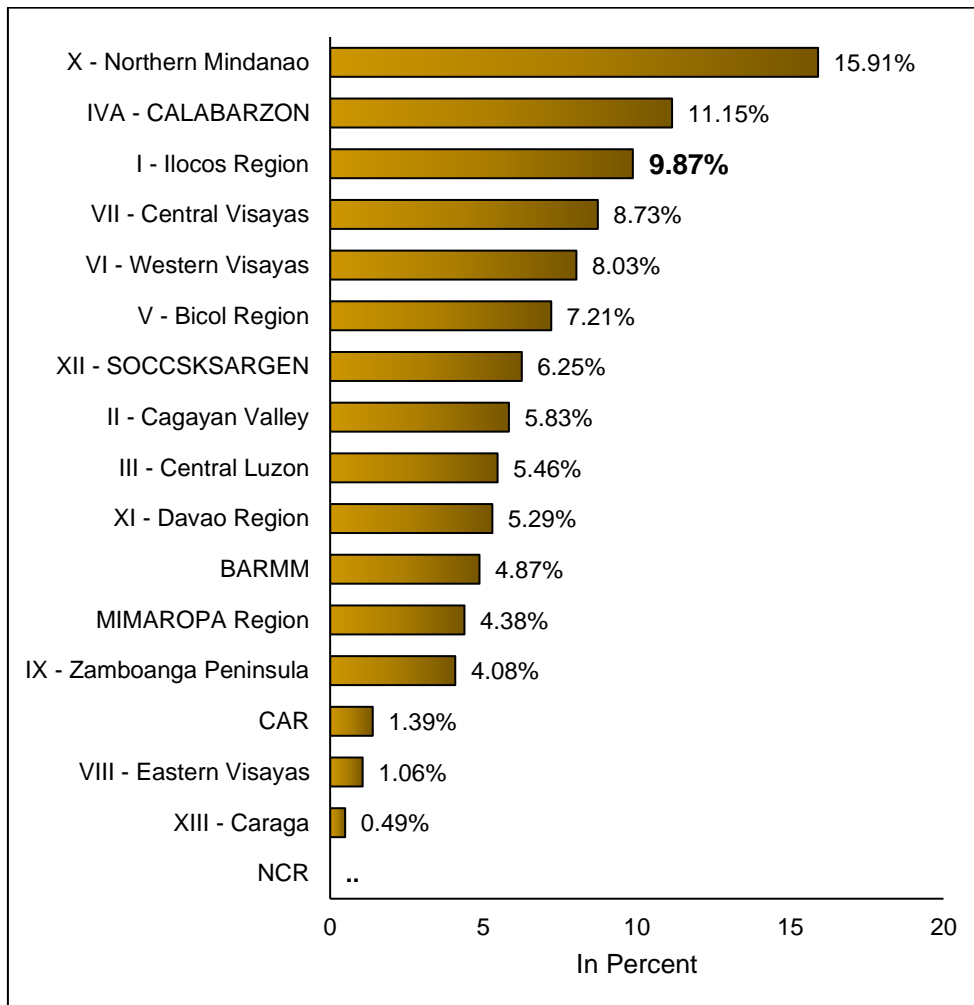
Particulars	2022/P	2021	Percent Change
Annual	23,367.33	25,105.78	-6.92
1st Semester	11,635.65	13,618.74	-14.56
2nd Semester	11,731.68	11,487.04	2.13

2022/P - Preliminary

Source: Philippine Statistics Authority- Backyard Livestock and Poultry Survey (BLPS), Commercial Livestock and Poultry Survey (CLPS), and Compilation of Data from Slaughterhouses and Poultry Dressing Plants (CDSPDP)

Ilocos Region contributed 9.87 percent to the national production of 236,648.40 metric tons liveweight, ranking third among the Cattle producing regions in the country.

Figure 1. Percent Contribution of Volume of Cattle Production by Region, Philippines: 2022



Source: PSA - 2022 BLPS and CLPS

Note: Numbers may not add up due to rounding.

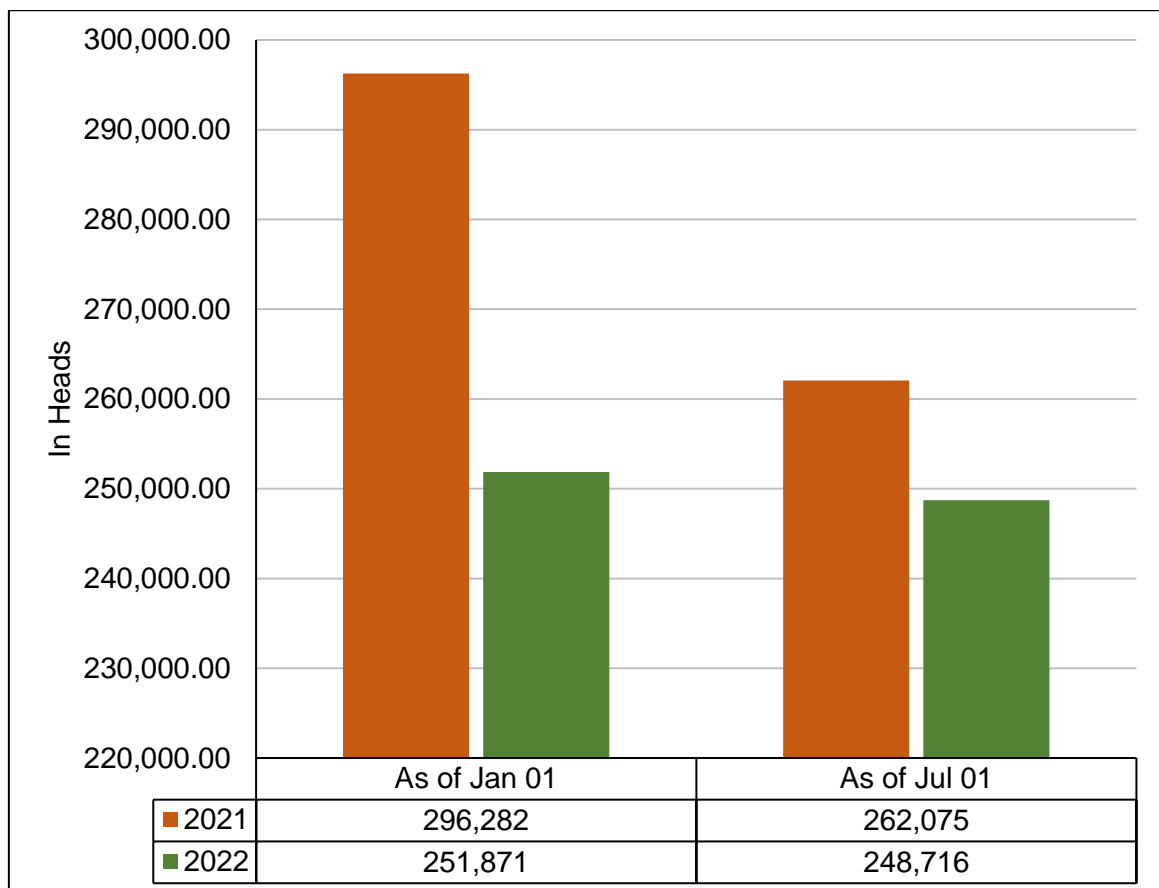
.. -data not applicable.

2022/P - Preliminary

INVENTORY

The total headcount of cattle in Ilocos Region as of 01 January 2022 was 251,871 heads. It declined by 14.99 percent from the inventory as of 296,282 heads as of 01 January 2021. Likewise, cattle inventory as of 01 July 2022 registered a decrease of 5.10 percent over 2021 levels of the same reference date.

Figure 2. Inventory of Cattle by Reference Date, Ilocos Region 2021 and 2022



Source: PSA - 2022 BLPS and CLPS

Note: Ending Inventory of 2022 is based on the new design of BLPS and the new survey frame for CLPS.

.. - data not available

By province, decreases in cattle population as of 01 January 2022 were noted in Ilocos Norte, Ilocos Sur, and Pangasinan by 4.54 percent, 3.97 percent, and 34.41 percent, respectively, compared to the same reference in 2021. Only La Union posted an increase in inventory as of 01 January 2022 by 7.35 percent. Likewise, an increase of 11.18 percent in the number of cattle headcounts in La Union was noted as of 01 July 2022.

Table 2. Inventory of Cattle in Ilocos Region by Province as of 01 January, and 01 July 2021 and 2022 (in heads)

Particulars	2021		2022P		Percent Change	
	01 Jan	01 Jul	01 Jan	01 Jul	01 Jan 2022/ 2021	01 Jul 2022/ 2021
ILOCOS REGION	296,282	262,075	251,871	248,716	-14.99	-5.10
Ilocos Norte	75,369	75,872	71,947	75,333	-4.54	-0.71
Ilocos Sur	60,138	60,708	57,748	57,070	-3.97	-5.99
La Union	40,044	39,958	42,988	44,426	7.35	11.18
Pangasinan	120,731	85,537	79,188	71,887	-34.41	-15.96

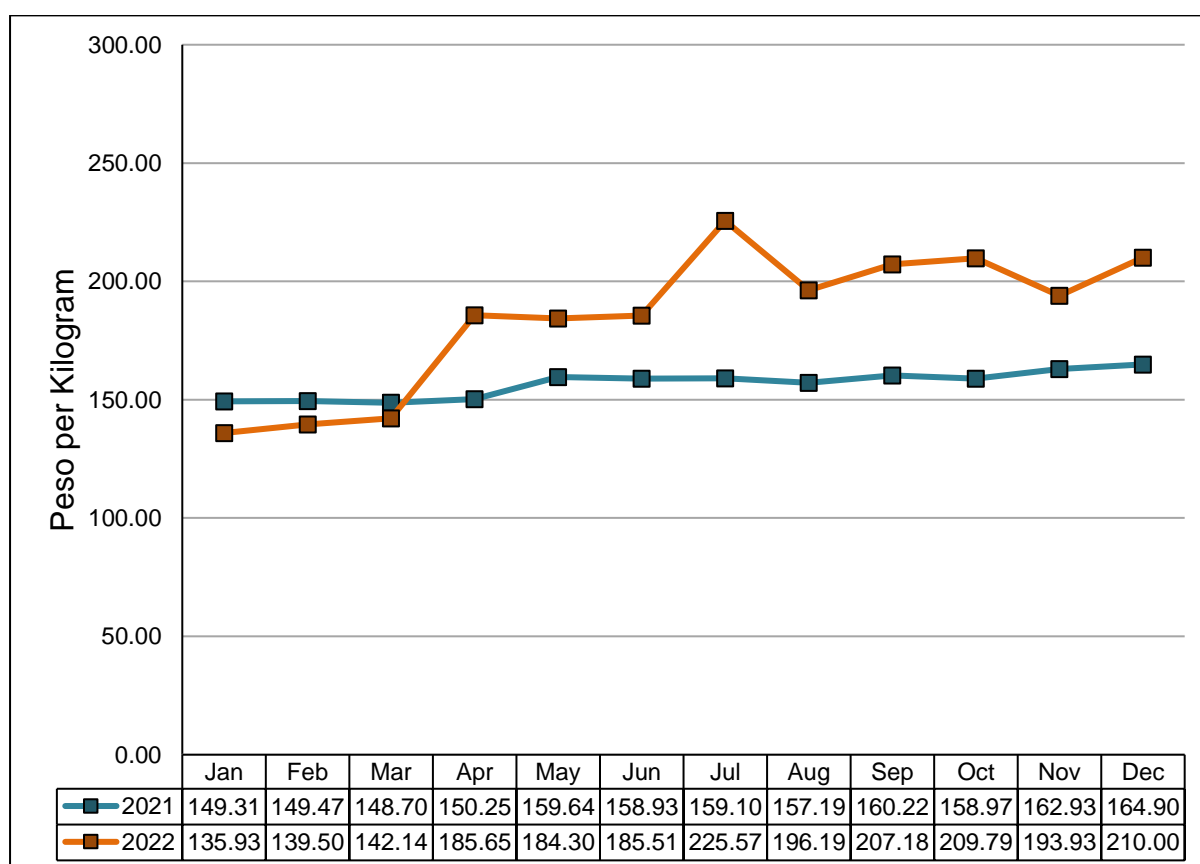
Source: PSA - 2022 BLPS and CLPS

PRICES

The average annual farm price of cattle for slaughter in 2022 was PhP184.64 per kilo liveweight. This was higher by 17.88 percent than the price of PhP156.63 per kilo liveweight in 2021. The monthly average farm prices in 2022 were generally higher than the 2021 prices except for the months of January, February, and March.

The highest price recorded during the period was PhP225.57 per kilo in July 2022 while the lowest price was PhP135.93 in January 2022.

Figure 3. Monthly Average Farmgate Price of Cattle for Slaughter Ilocos Region: 2021-2022



Source: PSA - 2022 Farm Price Survey (FPS)

TECHNICAL NOTES

The data for this report is collected by the PSA through two (2) major surveys, namely the BLPS and the CLPS. Surveys are conducted simultaneously every quarter in all provinces.

Another survey that supplements the data requirements of the sub-sector is the CDSPDP. This covers the Accredited (AAA, AA) and Locally Registered Meat Establishments (LRMEs) nationwide and is undertaken in coordination with the NMIS and PVO of the four provinces.

Concepts and Definitions

- **Volume of Production** - the number of tended/raised animals disposed for slaughter including animals shipped out for slaughter. This is expressed in metric tons, liveweight.
- **Animal Inventory** (*also, Animal Population*) - the number of domesticated animals in head present in the farm as of a specific reference date.
- **Cattle** – a general term for domesticated bovine animals held as property or raised for use.
- **Farm price** - the price received by raisers for their produce at the location of the farm. Thus, marketing costs such as transport and other marketing costs (if any) incurred in selling the produce are not included in the farmgate prices


ATTY. SHEILA O. DE GUZMAN
Regional Director


JYY/TBO/DAI/RKT