



SPECIAL RELEASE

CARABAO SITUATION IN ILOCOS REGION 2022

Date of Release: 17 April 2023

Reference No. 2023- 029

PRODUCTION

The total carabao production in Ilocos Region increased to 8,739.51 metric tons liveweight in 2022. This was 3.14 percent higher than the 8,473.26 metric tons in 2021. First Semester 2022 production recorded an increase of 12.81 percent while production in second semester 2022 decreased by 5.93 percent.

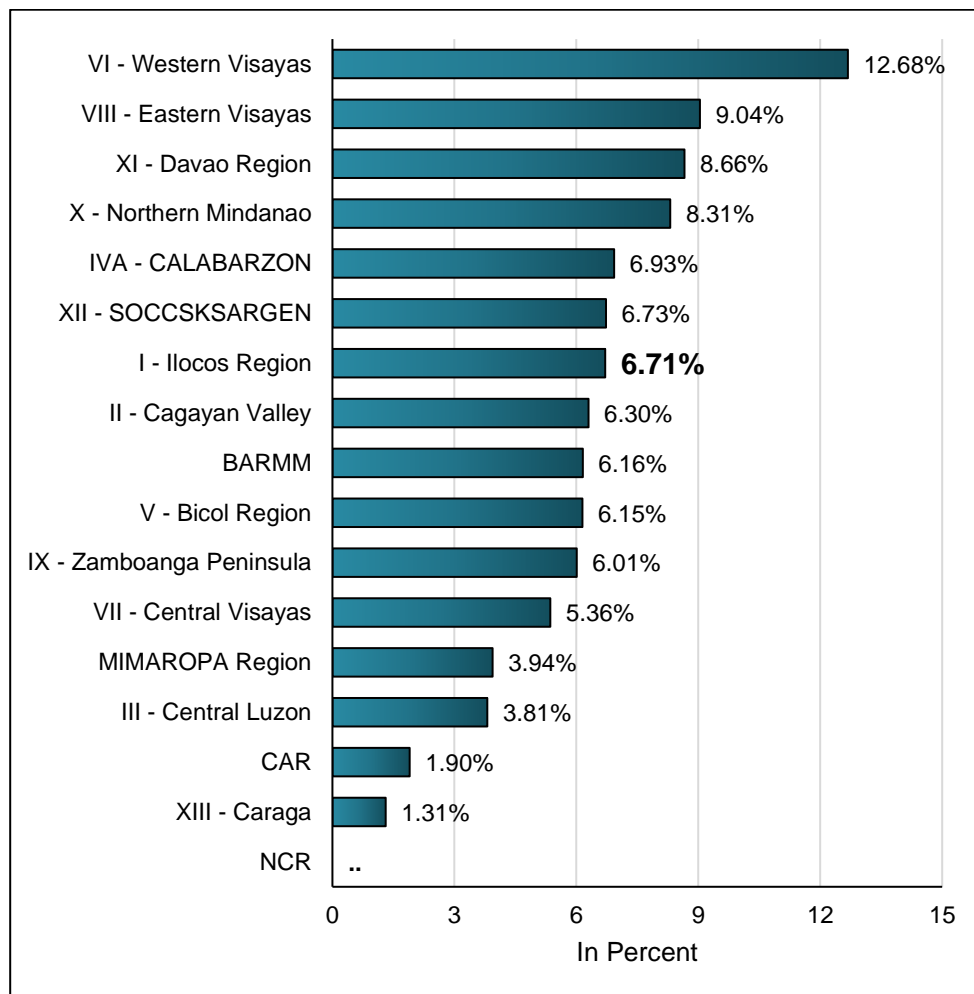
**Table 1. Volume of Carabao Production by Semester, Ilocos Region
2021 and 2022 (in metric tons, liveweight)**

Particulars	2022/P	2021	Percent Change
Annual	8,739.51	8,473.26	3.14
1st Semester	4,626.13	4,100.70	12.81
2nd Semester	4,113.38	4,372.56	-5.93

Source: Philippine Statistics Authority- Backyard Livestock and Poultry Survey (BLPS), Commercial Livestock and Poultry Survey (CLPS), and Compilation of Data from Slaughterhouses and Poultry Dressing Plants (CDSPDP)
2022/P - Preliminary

Ilocos Region contributed 6.71 percent to the national production of 130,271.50 metric tons liveweight, ranking 7th among the Carabao producing regions in the country.

Figure 1. Percent Contribution of Volume of Carabao Production by Region, Philippines: 2022

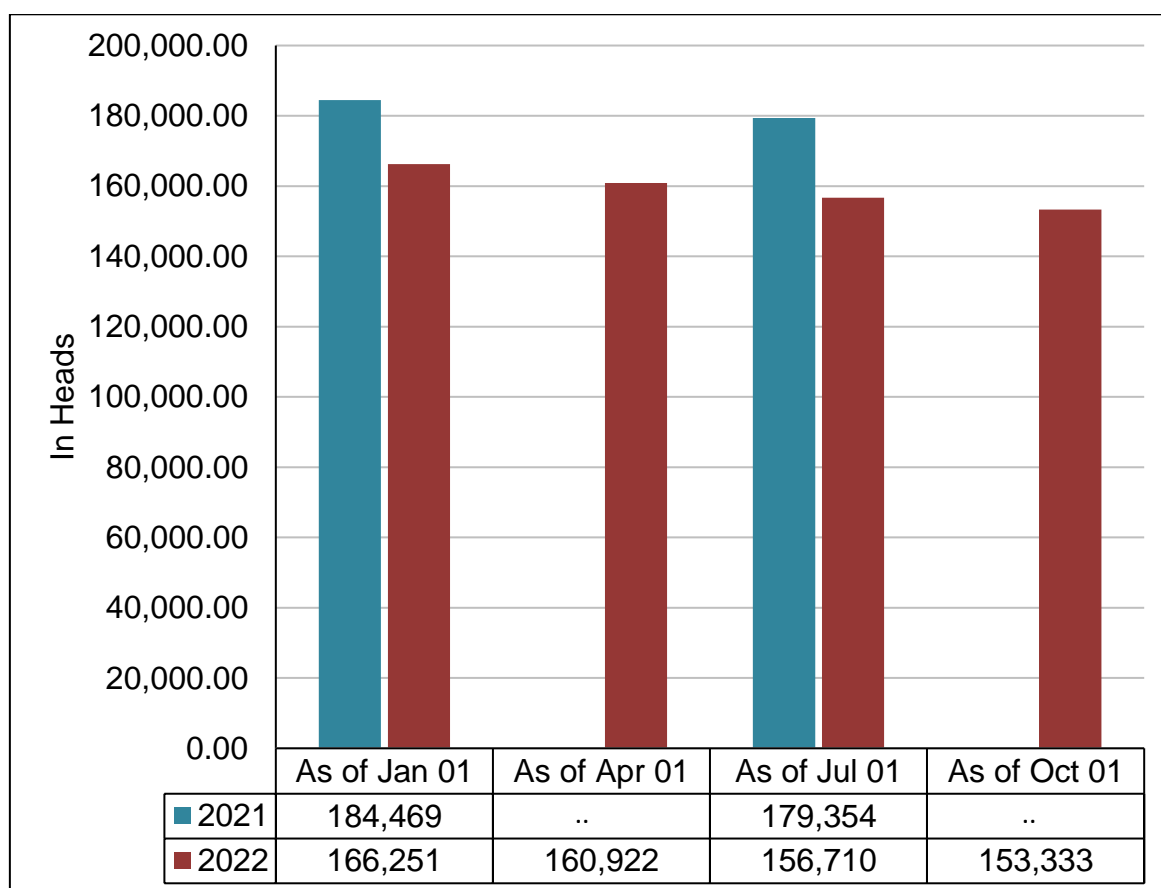


Source: PSA - 2022 BLPS and CLPS
 Note: Totals may not add up due to rounding.
 .. - data not applicable.
 2022/P - Preliminary

INVENTORY

The total headcount of carabao in Ilocos Region as of 01 January 2022 was 166,251 heads. It declined by 9.88 percent from the inventory of 184,469 heads as of 01 January 2021. Likewise, carabao inventory as of 01 July 2022 registered a decrease of 12.63 percent over the 2021 levels of the same reference date.

Figure 2. Inventory of Carabao by Reference Date, Ilocos Region 2021 and 2022



Source: PSA - 2022 BLPS and CLPS

Note: Ending Inventory of 2022 is based on the new design of BLPS and the new survey frame for CLPS.

.. - data not available

By province, decreases in carabao population as of 01 January 2022 were noted in Ilocos Norte, Ilocos Sur, and Pangasinan by 4.42 percent, 3.60 percent and 23.93 percent, respectively, compared to the same reference in 2021. However, an increase of 3.84 percent in the number of carabao headcounts in La Union was noted as of 01 January 2022. Decreases in carabao headcount were further noted in all provinces as of 01 July 2022.

Table 2. Inventory of Carabao in Ilocos Region by Province as of 01 January, and 01 July 2021 and 2022 (in heads)

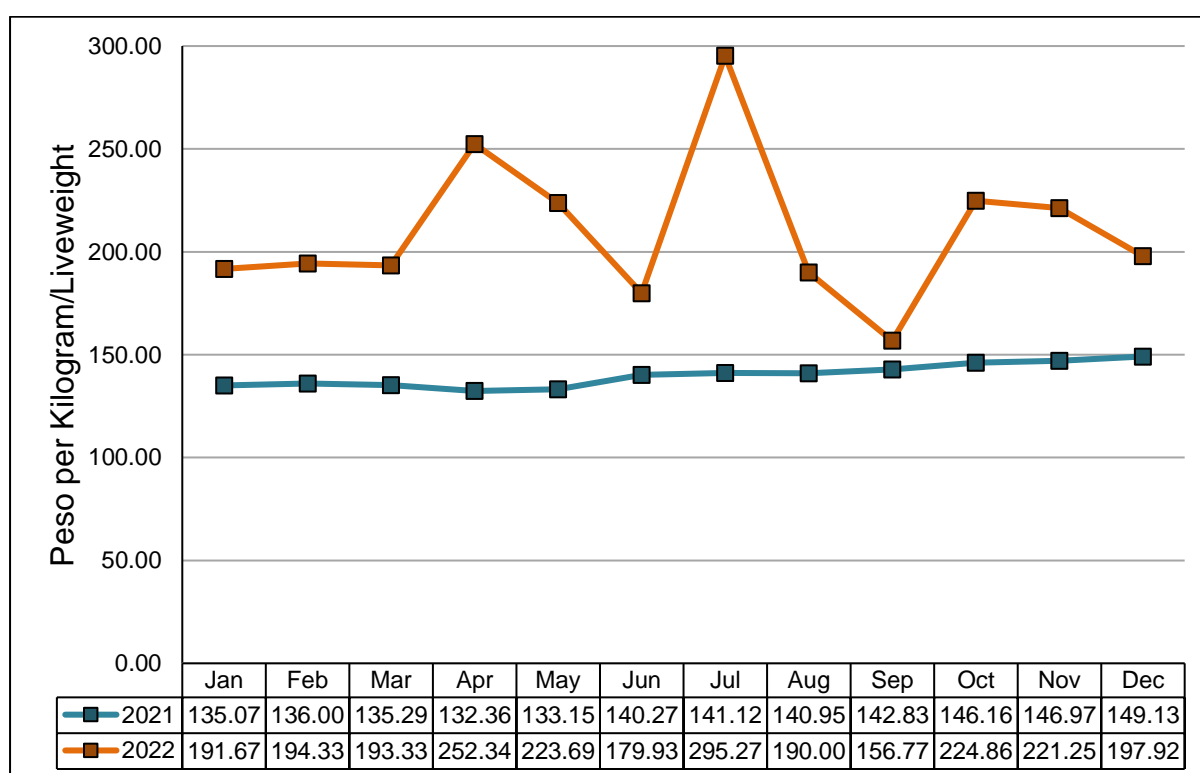
Particulars	2022/P		2021		Percent Change	
	01 Jan	01 Jul	01 Jan	01 Jul	01 Jan 2022/ 2021	01 Jul 2022/ 2021
ILOCOS REGION	166,251	156,710	184,469	179,354	-9.88	-12.63
Ilocos Norte	35,957	35,191	37,621	37,248	-4.42	-5.52
Ilocos Sur	24,206	23,257	25,109	24,237	-3.60	-4.04
La Union	50,403	49,301	48,537	49,622	3.84	-0.65
Pangasinan	55,685	48,961	73,202	68,247	-23.93	-28.26

Source: PSA -2022 BLPS and CLPS

PRICES

The average annual farm price of carabao for slaughter in 2022 was PhP210.11 per kilo liveweight. This was higher by 50.13 percent than the price of PhP139.94 per kilo liveweight in 2021. The monthly average farm prices in 2022 were generally higher than the 2021 price. The highest price recorded during the period was PhP295.27 per kilo in July 2022 while the lowest farm price was PhP156.77 per kilo liveweight in September 2022.

Figure 3. Monthly Average Farmgate Price of Carabao for Slaughter Ilocos Region: 2021-2022



Source: PSA - 2022 Farm Price Survey (FPS)

TECHNICAL NOTES

The data for this report is collected by the PSA through two (2) major surveys, namely the BLPS and the CLPS. Surveys are conducted simultaneously every quarter in all provinces.

Another survey that supplements the data requirements of the sub-sector is the CDSPDP. This covers the Accredited (AAA, AA) and Locally Registered Meat Establishments (LRMEs) nationwide and is undertaken in coordination with the NMIS and PVO of the four provinces.

Concepts and Definitions

- **Volume of Production** - the number of tended/raised animals disposed for slaughter including animals shipped out for slaughter. This is expressed in metric tons, liveweight.
- **Animal Inventory** (*also, Animal Population*) - the number of domesticated animals in head present in the farm as of a specific reference date.
- **Carabao** - It is a domesticated livestock characterized by its heavy built, low and wide body used in farms as draft animal and also suitable for milk production.
- **Farm price** - the price received by raisers for their produce at the location of the farm. Thus, marketing costs such as transport and other marketing costs (if any) incurred in selling the produce are not included in the farmgate prices

ATTY. SHEILA O. DE GUZMAN
Regional Director


JYY/TBO/DAI/RKT

