



# SPECIAL RELEASE

## HIGHLIGHTS ON COCONUT PRODUCTION ILOCOS REGION: 2022

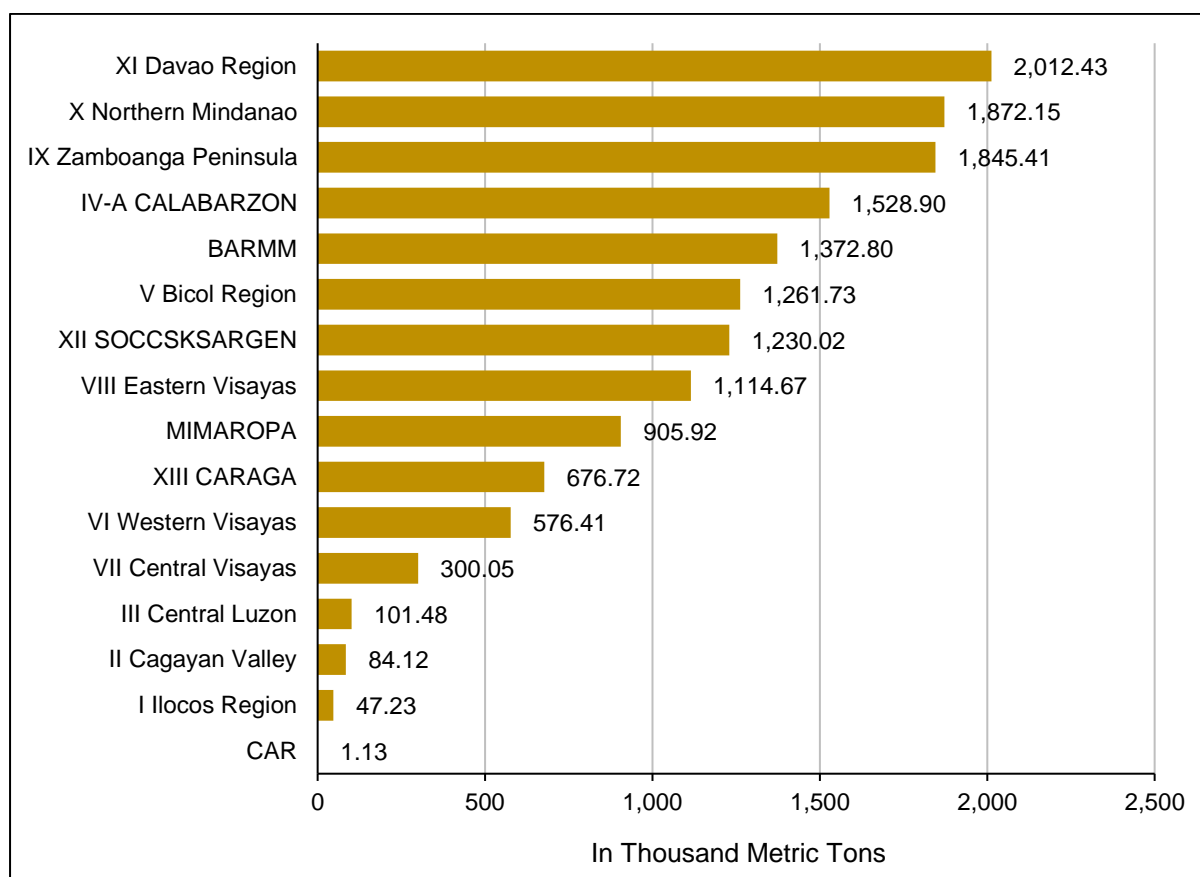
**Date of Release:** 17 April 2023

**Reference No.** 2023-028

In 2022, coconut production in Ilocos Region was estimated at 47,226.90 metric tons. This was higher by 6.54 percent than the output of 44,328.92 metric tons in 2021.

Ilocos Region contributed 0.32 percent to the national production of 14,931.16 thousand metric tons in 2022.

**Figure 1. Volume of Coconut Production by Region  
Philippines: 2022P (In Thousand Metric Tons)**



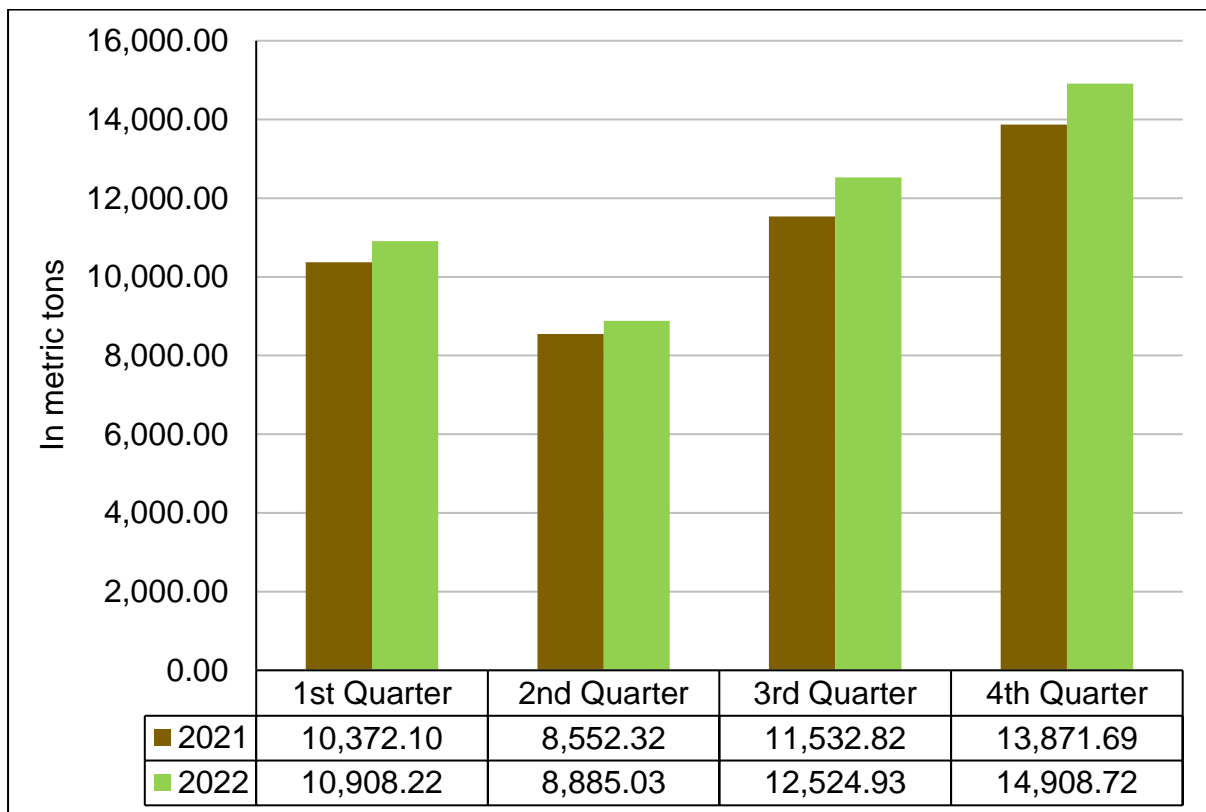
Note: 2022 P- Preliminary

Source: Philippine Statistics Authority, 2022 Crops Production Survey (CrPS)

The peak production of coconut in Ilocos Region is during the fourth quarter period while the lean harvest is in the second quarter.

Quarterly coconut production in 2022 exceeded the output in 2021.

**Figure 2. Volume of Coconut Production by Quarter, Ilocos Region 2021 and 2022P**



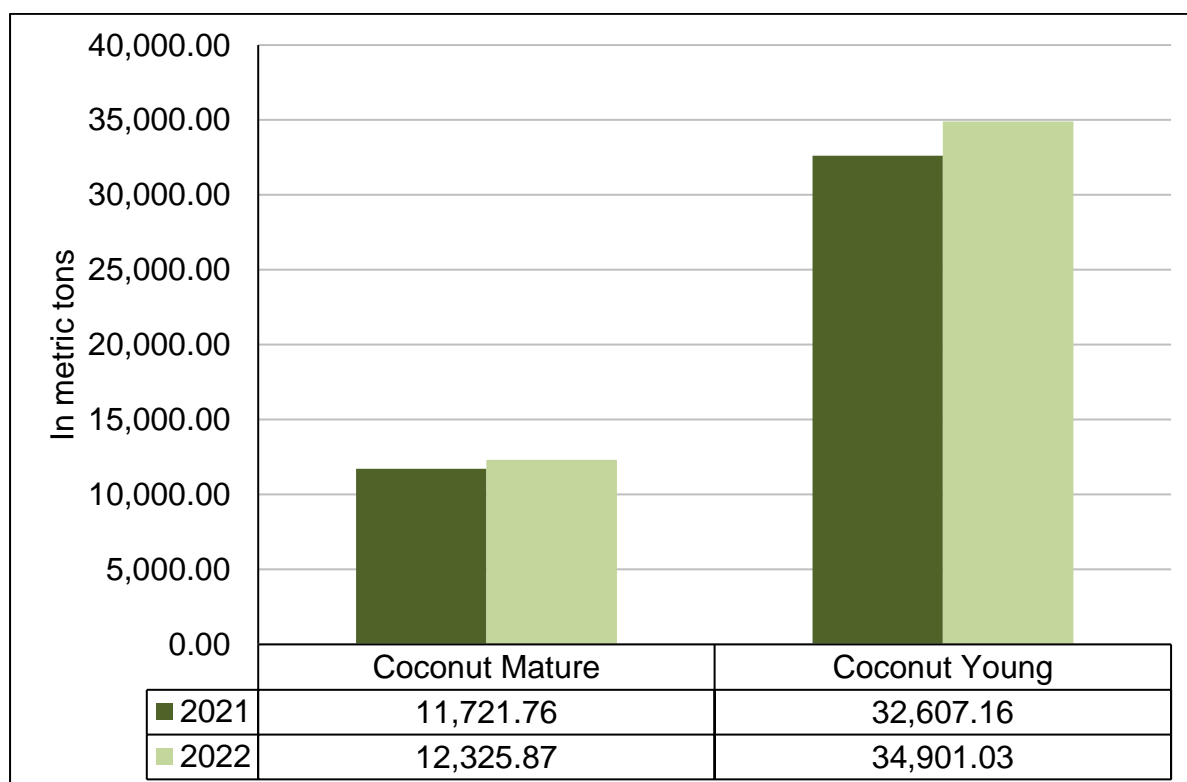
Note: 2022 P- Preliminary

Source: Philippine Statistics Authority, 2021 and 2022 Crops Production Survey (CrPS)

Production of young coconut in 2022 was recorded at 34,901.03 metric tons, contributing 73.90 percent to the coconut production in the region. This output was higher by 7.03 percent from the 32,607.16 metric tons produced in 2021.

Mature coconut shared 26.10 percent of the coconut production with an output of 12,325.87 metric tons in 2022. This is lower by 5.15 percent from the 11,721.76 metric tons produced in 2021.

**Figure 1. Volume of Coconut Production by Type, Ilocos Region 2021 and 2022P (In Metric Tons)**

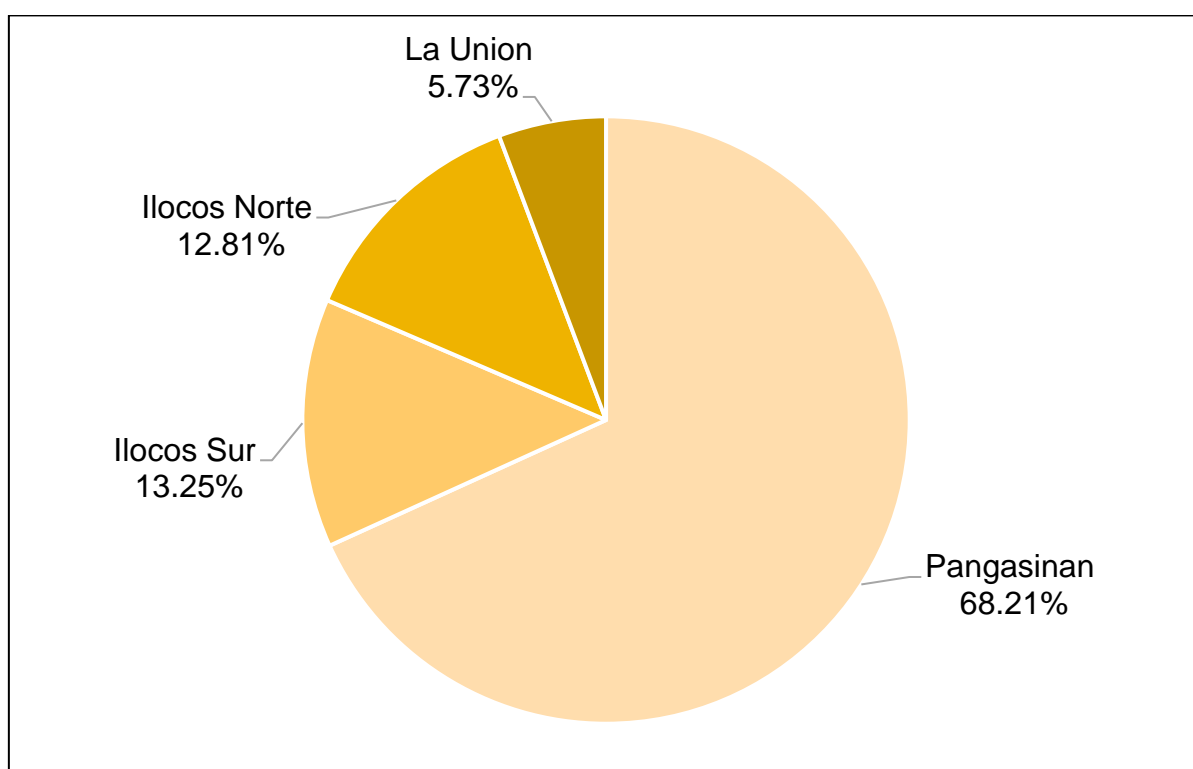


Note: 2022 P- Preliminary

Source: Philippine Statistics Authority, 2021 and 2022 Crops Production Survey (CrPS)

The province of Pangasinan has the highest volume of coconut production with a share of 68.21 percent to the region's output in 2022. Ilocos Sur followed with a share of 13.25 percent, and Ilocos Norte with 12.81 percent. La Union has the least contribution with a 5.73 percent share to the region's production.

**Figure 2. Percentage Distribution of Coconut Production by Province, Ilocos Region: 2022P**



Note: 2022 P- Preliminary

Source: Philippine Statistics Authority, 2022 Crops Production Survey (CrPS)

All the provinces posted increases in coconut production in 2022. Ilocos Sur has the highest positive growth in production by 16.90 percent, while Pangasinan, La Union, and Ilocos Norte recorded increases of 5.82 percent, 4.67 percent, and 1.69 percent, respectively.

**Table 1. Volume of Coconut Production by Province, Ilocos Region 2021 and 2022P**

<b>Particulars</b>	<b>2022P</b>	<b>2021</b>	<b>Percent Change</b>
<b>REGION I (Ilocos Region)</b>	<b>47,226.90</b>	<b>44,328.92</b>	<b>6.54</b>
Ilocos Norte	6,048.54	5,947.88	1.69
Ilocos Sur	6,258.99	5,354.11	16.90
La Union	2,708.00	2,587.12	4.67
Pangasinan	32,211.38	30,439.82	5.82

Note: 2022 P- Preliminary

Source: Philippine Statistics Authority, 2021 and 2022 Crops Production Survey (CrPS)



Parammata Bldg. C, Diversion Road, Sitio 5, Brgy. Biday, City of San Fernando, La Union  
 Telephone: (6372) 888-2582 • Telefax: (6372) 888-4804, (6372) 607-0247  
 E-mail: [psa\\_rss01@yahoo.com.ph](mailto:psa_rss01@yahoo.com.ph) • [psa\\_rss01\\_socd@yahoo.com](mailto:psa_rss01_socd@yahoo.com)

## TECHNICAL NOTES

The Crops Production Survey (CrPS) is the source of production data of all crops, except palay and corn. Around 280 crops are covered in this survey. Coconut is among the six major Non-Food and Industrial Crops in Ilocos Region.

Estimates of production are generated from the CrPS, which is conducted quarterly. The CrPS covers all regions, except the National Capital Region.

### Concept and Definition

- **Crop production** refers to the quantity produced and harvested for a particular crop during the reference period. It **includes** those harvester's share, reserved, etc. It **excludes** those produced but not harvested due to low price, lack of demand, force majeure, or fortuitous events, etc.

**ATTY SHEILA O. DE GUZMAN**  
Regional Director

  
JYY/TBO/DAI/RKT



Parammata Bldg. C, Diversion Road, Sitio 5, Brgy. Biday, City of San Fernando, La Union  
Telephone: (6372) 888-2582 • Telefax: (6372) 888-4804, (6372) 607-0247  
E-mail: [psa\\_rss01@yahoo.com.ph](mailto:psa_rss01@yahoo.com.ph) • [psa\\_rss01\\_soccd@yahoo.com](mailto:psa_rss01_soccd@yahoo.com)