



# SPECIAL RELEASE

## MUNICIPAL FISHERIES SITUATIONER LA UNION: 2022

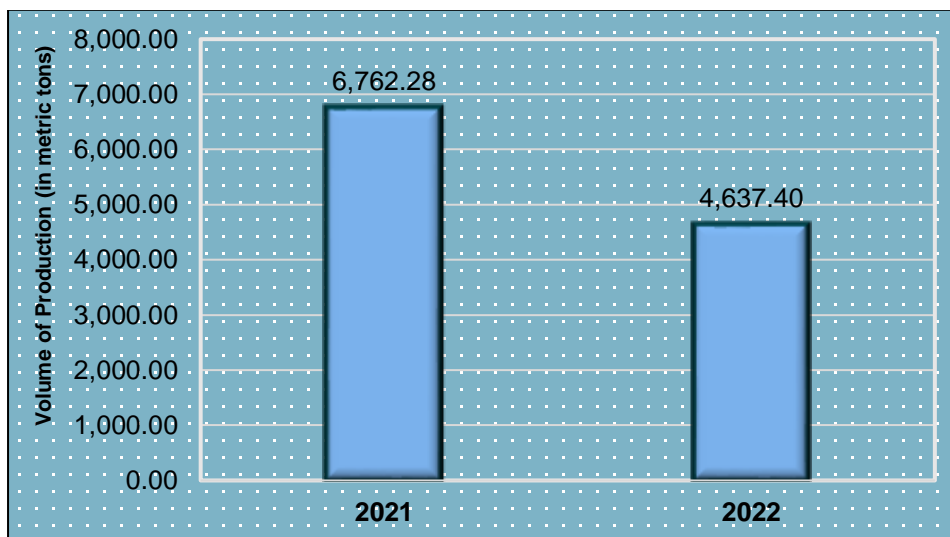
**Date of Release: 28 February 2023**

Reference No. 2023-19

### *La Union's municipal fisheries production declines in 2022*

The total municipal fisheries production in La Union decreased by 31.42 percent from the estimated production of 6,762.28 metric tons in 2021 to 4,637.40 metric tons in 2022.

**Figure 1. Volume of Municipal Fisheries Production  
La Union: 2021 and 2022**



Source: Philippine Statistics Authority

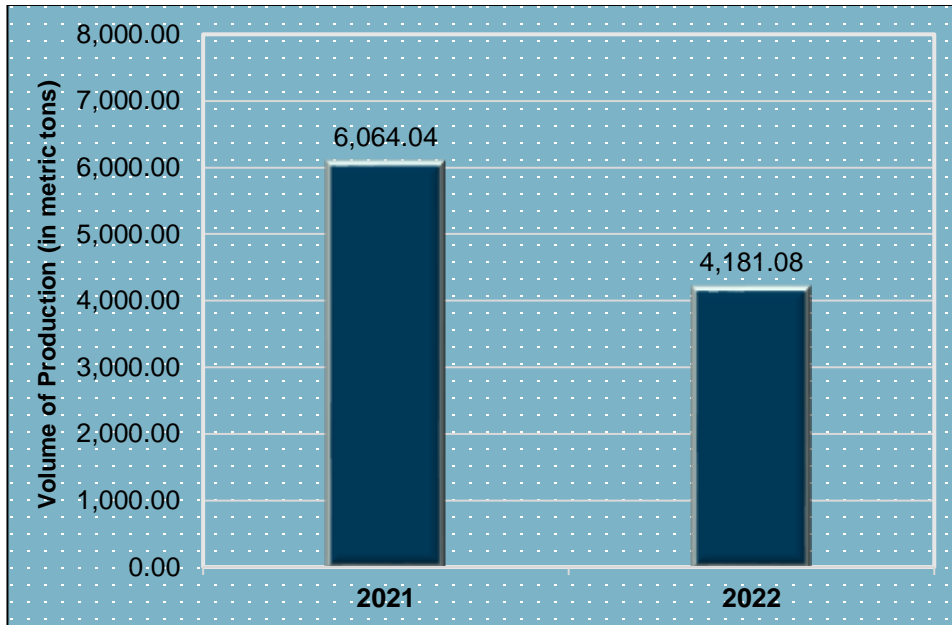
Of the total volume of production for municipal fisheries, 90.16 percent came from marine municipal fisheries while 9.84 percent from inland municipal fisheries.



### **Marine Municipal**

The volume of production from marine municipal fisheries dropped by 31.05 percent from 6,064.04 metric tons in 2021 to 4,181.08 metric tons in 2022.

**Figure 2. Volume of Marine Municipal Fisheries Production  
La Union: 2021 and 2022**

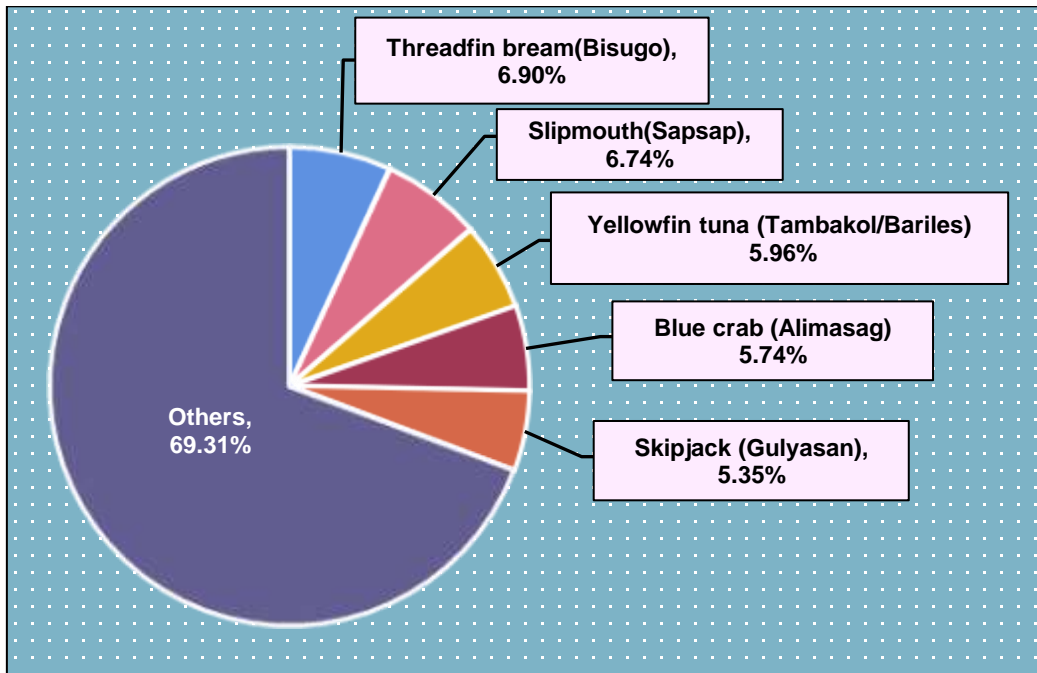


Source: Philippine Statistics Authority

The dominant catch in marine municipal fisheries of the province during 2022 were Threadfin bream (Bisugo) with 288.32 metric tons (6.90 percent share), Slipmouth (Sapsap) with 281.74 metric tons (6.74 percent share), Yellowfin Tuna (Tambakol/Bariles) with 249.24 metric tons (5.96 percent share), Blue crab (Alimasag) with 240.19 metric tons (5.74 percent share), and Skipjack (Gulyasan) with 223.62 metric tons (5.35 percent share). (Figure 3)



**Figure 3. Percentage Contribution of Top Species to the Total Marine Municipal Fisheries Volume of Production La Union: 2022**

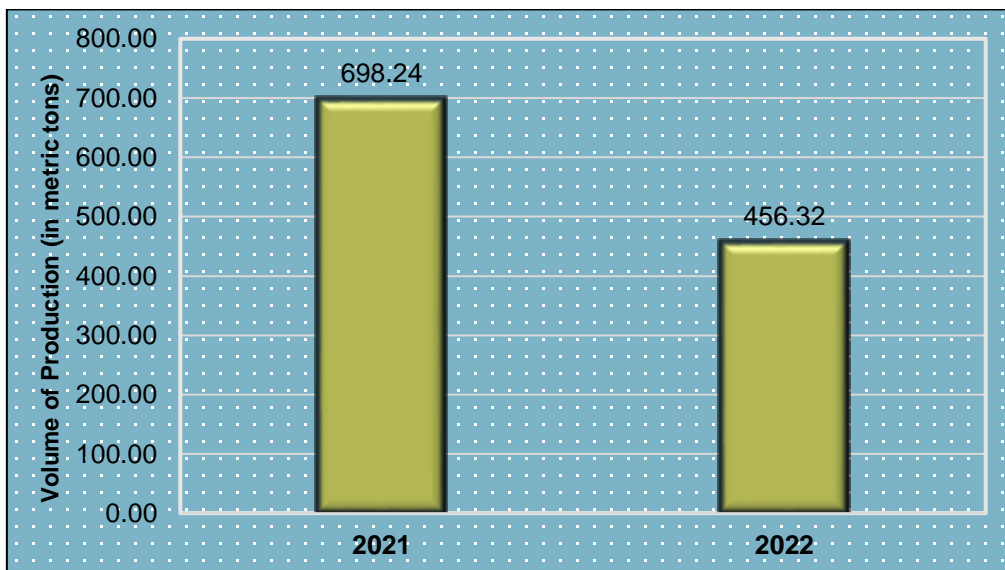


Source: Philippine Statistics Authority

***Inland Municipal***

The volume of production from inland municipal fisheries went down by 34.65 percent from 698.24 metric tons in 2021 to 456.32 metric tons in 2022.

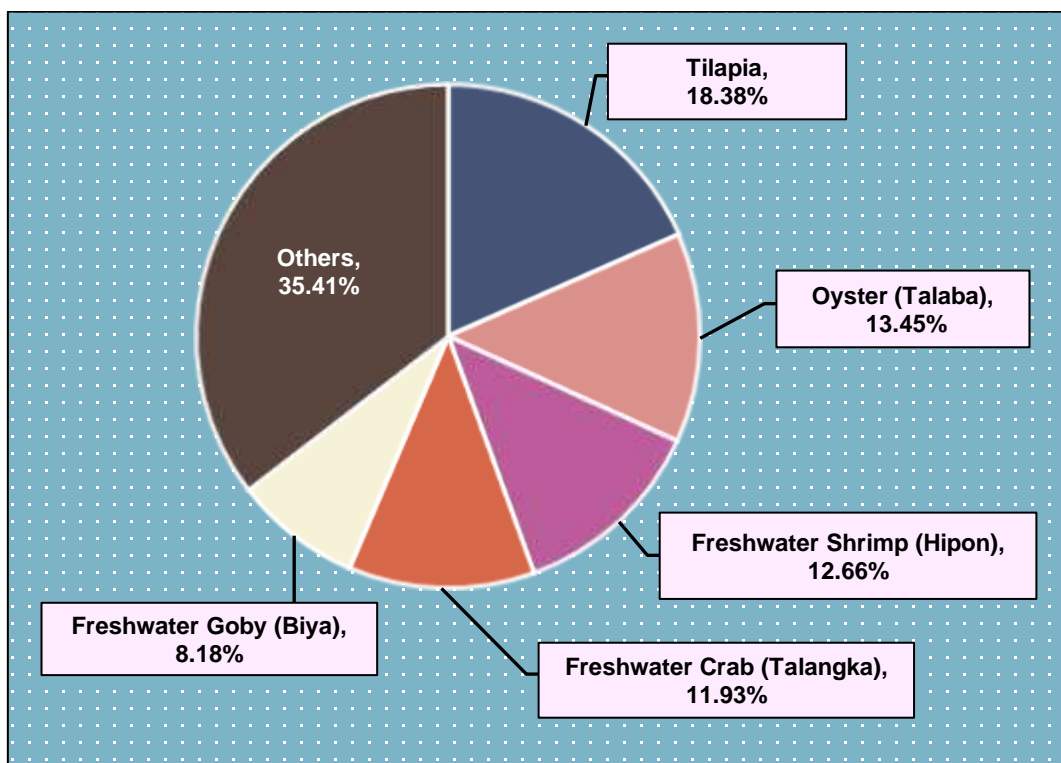
**Figure 4. Volume of Inland Municipal Fisheries Production La Union: 2021 and 2022**



Source: Philippine Statistics Authority

The top five major catch in the province in 2022 were Tilapia with 83.85 metric tons (18.38 percent share), Oyster (Talaba) with 61.37 metric tons (13.45 percent share), Freshwater shrimp (Hipon) with 57.75 metric tons (12.66 percent share), Freshwater Crab (Talangka) with 54.42 metric tons (11.93 percent share), and Freshwater Goby (Biya) with 37.34 metric tons (8.18 percent share).

**Figure 5. Percentage Contribution of Top Species to the Total Inland Municipal Fisheries Volume of Production  
La Union: 2022**



Source: Philippine Statistics Authority  
\*Details may not add up to total due to rounding

Municipal fisheries data were gathered from administrative records of the Philippine Fisheries Development Authority (PFDA), Local Government Unit (LGU) - managed landing centers, and traditional landing centers.



## TECHNICAL NOTES

**Inland Municipal Fishing** – the catching of fish, crustaceans, mollusks and other aquatic animals and plants in inland waters like lakes, rivers, dams, marshes, etc. using simple gears and fishing boats some of which are non-motorized with a capacity of less than three (3) gross tons, or fishing not requiring the use of fishing boats.

**Landing Center** is a place where the fish catch and other aquatic products are unloaded and traded. Traditional landing center is a type of landing center where fishermen could unload their catch and/or dock their fishing boats without any obligation or payment for the use of the place.

**Quarterly Inland Fisheries Survey** is a survey on volume and price of fish by species, caught by households engaged in inland fishing. It gathers quarterly data with monthly catch from sample fishing households. Respondents are fishermen or any knowledgeable member of the sample household.

**Quarterly Municipal Fisheries Survey (Traditional Landing Center)** – is a survey on volume and price of fish, by species, unloaded by fishing boats three (3) gross tons or less. It gathers quarterly data for the entire sample landing center with information on monthly fish unloading.

**Quarterly Municipal Fisheries Survey (Philippine Fisheries Development Authority (PFDA), Local Government Units (LGUs), Privately-Managed Landing Centers)** is gathering of data on volume and price of fish from administrative records of Philippine Fisheries Development Authority (PFDA) and Local Government Units (LGU)-managed landing centers. It is done on a quarterly basis with information from three (3) month period.

  
**DANITES E. TENIDO, Ph.D.**  
Chief Statistical Specialist

  
MAQ/MFC