



SPECIAL RELEASE

Death Statistics La Union: 1st Semester 2022 Report

Date of Release: 28 February 2023

Reference No. 2023-14

A total of 3,143 deaths were registered in La Union in 1st semester of 2022. The figure indicated a decrease of 3.65 percent death occurrences from 1st semester 2021 figure of 3,262. (Table 1)

TABLE 1. Number and Percent Distribution of Registered Deaths by City/Municipality, La Union:1st Semester 2021 and 2022

City/Municipality	Number		Percent	
	1st Semester 2022	1st Semester 2021	1st Semester 2022	1st Semester 2021
La Union	3,143	3,262	100.00	100.00
AGOO	343	345	10.91	10.58
ARINGAY	113	113	3.60	3.46
BACNOTAN	133	133	4.23	4.08
BAGULIN	33	23	1.05	0.71
BALAOAN	177	123	5.63	3.77
BANGAR	91	108	2.90	3.31
BAUANG	197	191	6.27	5.86
BURGOS	22	24	0.70	0.74
CABA	79	74	2.51	2.27
LUNA	94	121	2.99	3.71
NAGUILIAN	146	182	4.65	5.58
PUGO	49	45	1.56	1.38
ROSARIO	145	135	4.61	4.14
CITY OF SAN FERNANDO (Capital)	1,124	1,199	35.76	36.76
SAN GABRIEL	41	32	1.30	0.98
SAN JUAN	109	121	3.47	3.71
SANTO TOMAS	92	115	2.93	3.53
SANTOL	37	38	1.18	1.16
SUDIPEN	60	45	1.91	1.38
TUBAO	58	95	1.85	2.91

SOURCE: Preliminary Results from the Decentralized Vital Statistics System 2011

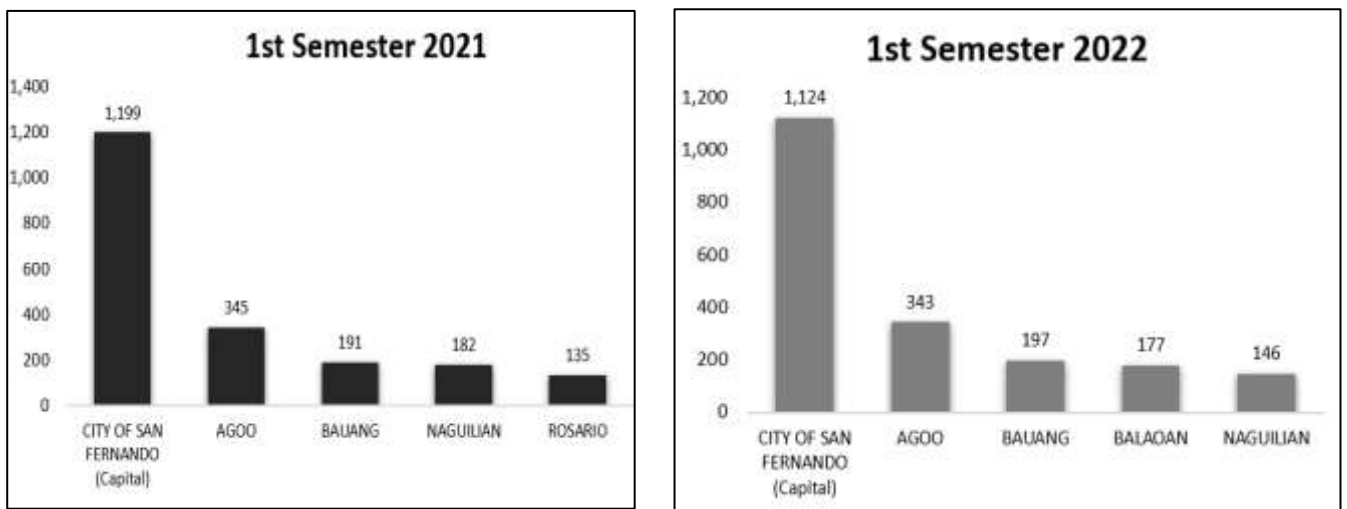
The City of San Fernando ranked first in terms of the number of registered deaths in 1st semester 2022 with 1,124 or 35.76 percent of the total registered deaths in the province. Agoo ranked second with 343 registered deaths (10.91 percent share),



followed by Bauang with 197 (6.27 percent share), Balaoan with 177 (5.63 percent share), and Bacnotan with 133 (4.23 percent share).

In 1st semester of 2021, the City of San Fernando also recorded the highest number of registered deaths with 1,199 deaths or 36.76 percent of the provincial total. This was followed by Agoo with 345 registered deaths (10.58 percent share), Bauang with 191 (5.86 percent share), Naguilian with 182 (5.58 percent share) and Rosario with 135 (4.14 percent share).

FIGURE 1. Top Five City/Municipalities in Terms of Number of Registered Deaths, La Union: 1st Semester, 2021 and 2022



In 1st semester 2022, the municipalities of Burgos, Bagulin and Santol posted the smallest number of registered deaths in 1st semester 2022 with 22 deaths (0.70 percent share), 33 deaths (1.05 percent share) and 37 deaths (1.18 percent share), respectively.

Meanwhile, the Municipalities of Bagulin with 20 deaths (0.71 percent share), Burgos with 24 deaths (0.74 percent share), and San Gabriel with 32 deaths (0.98 percent share) recorded the least number of deaths in the province in 1st semester 2021.

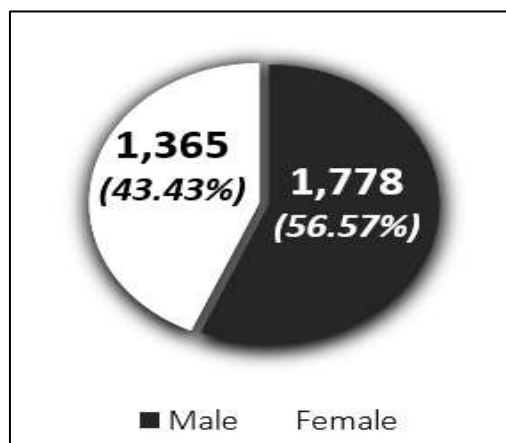
**TABLE 2. Number of Registered Deaths by Sex and by City/Municipality
La Union: 1st Semester 2022**

Month of Registration	Both Sexes	Male	Female	Sex Ratio
La Union	3,143	1,778	1,365	130
AGOO	343	204	139	147
ARINGAY	113	55	58	95
BACNOTAN	133	64	69	93
BAGULIN	33	18	15	120
BALAOAN	177	101	76	133
BANGAR	91	45	46	98
BAUANG	197	112	85	132
BURGOS	22	10	12	83
CABA	79	49	30	163
LUNA	94	50	44	114
NAGUILIAN	146	80	66	121
PUGO	49	30	19	158
ROSARIO	145	84	61	138
CITY OF SAN FERNANDO (Capital)	1,124	658	466	141
SAN GABRIEL	41	23	18	128
SAN JUAN	109	58	51	114
SANTO TOMAS	92	54	38	142
SANTOL	37	19	18	106
SUDIPEN	60	38	22	173
TUBAO	58	26	32	81

SOURCE: Preliminary Results from the Decentralized Vital Statistics System 2011

There were more death occurrences among males at 1,778 (56.57 percent share) than females at 1,365 (43.43 percent share) in La Union in 1st semester 2022. The computed sex ratio during the semester was 130 which means that 130 males died for every 100 female deaths.

**FIGURE 2. Number and Percent Distribution of Registered Deaths
By Sex, La Union: 1st Semester 2022**



A total of nine city/municipalities posted a sex ratio higher than the provincial sex ratio, the highest of which was recorded in Sudipen with 173. Caba ranked second with 163 while Pugo ranked third with 158. (Table 2)

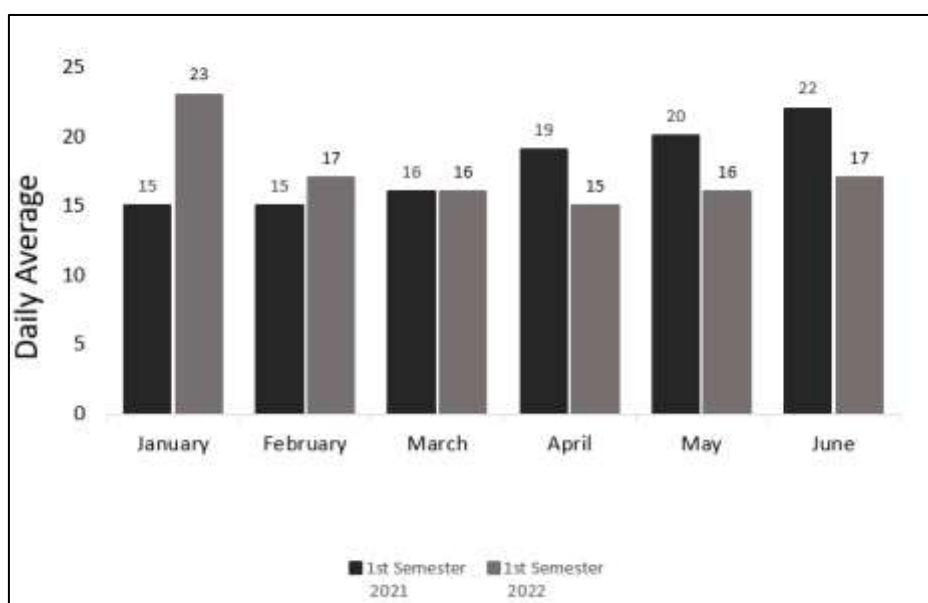
**TABLE 3. Number and Daily Average of Registered Deaths
La Union: 1st Semester 2021 and 2022**

Month of Registration	Number		Daily Average	
	1st Semester 2022	1st Semester 2021	1st Semester 2022	1st Semester 2021
La Union	3,143	3,262	17	18
January	719	479	23	15
February	485	430	17	15
March	492	498	16	16
April	438	561	15	19
May	508	630	16	20
June	501	664	17	22

SOURCE: Preliminary Results from the Decentralized Vital Statistics System 2011

The daily average death occurrences in 1st semester 2022 was computed at 17 or an average of one death per hour. In 1st semester 2021, the daily average deaths were recorded at 18 death occurrences per day. (Table 3)

**FIGURE 3. Daily Average of Registered Deaths by Month
La Union: 1st Semester, 2021 and 2022**




The month of January recorded the highest number of registered deaths in 1st semester 2022 with 719 occurrences. The number of deaths in January 2022 translates to an average of 23 death occurrences per day. In the same period a year ago, the number of registered deaths peaked in June with 664 deaths or an average of 22 deaths per day.

Meanwhile, the month of April posted the lowest number of registered deaths in 1st semester 2022 with 438 death occurrences or an average of 15 death occurrences per day. (Figure 3)

Explanatory Notes

Data on deaths presented in this release were obtained from the Certificate of Death (Municipal Form 103) registered at the Office of the City/Municipal Civil Registrars in La Union and forwarded to the Philippine Statistics Authority - La Union Provincial Statistical Office. Information included deaths registered from January to December of 2020 and 2021.


DANITES E. TENIDO, Ph.D.
Chief Statistical Specialist

