



REPUBLIC OF THE PHILIPPINES

**PHILIPPINE STATISTICS AUTHORITY**

LA UNION PROVINCIAL STATISTICAL OFFICE

# SPECIAL RELEASE

## Marriage Statistics

### La Union: 1<sup>st</sup> Semester 2022 Report

Date of Release: 28 February 2023

Reference No. 2023-13

The number of registered marriages in La Union increased by 47.07 percent from 1,638 in 1<sup>st</sup> semester 2021 to 2,409 in 1<sup>st</sup> semester 2022.

**TABLE 1. Number and Percent Distribution of Registered Marriages by City/Municipality, La Union: 1<sup>st</sup> Semester, 2021 and 2022**

| Month of Registration          | Number            |                   | Percent           |                   |
|--------------------------------|-------------------|-------------------|-------------------|-------------------|
|                                | 1st Semester 2022 | 1st Semester 2021 | 1st Semester 2022 | 1st Semester 2021 |
| La Union                       | 2,409             | 1,638             | 100.00            | 100.00            |
| AGOO                           | 226               | 164               | 9.38              | 10.01             |
| ARINGAY                        | 165               | 130               | 6.85              | 7.94              |
| BACNOTAN                       | 115               | 92                | 4.77              | 5.62              |
| BAGULIN                        | 63                | 46                | 2.62              | 2.81              |
| BALAOAN                        | 105               | 87                | 4.36              | 5.31              |
| BANGAR                         | 98                | 38                | 4.07              | 2.32              |
| BAUANG                         | 238               | 152               | 9.88              | 9.28              |
| BURGOS                         | 52                | 14                | 2.16              | 0.85              |
| CABA                           | 50                | 45                | 2.08              | 2.75              |
| LUNA                           | 59                | 59                | 2.45              | 3.60              |
| NAGUILIAN                      | 95                | 64                | 3.94              | 3.91              |
| PUGO                           | 59                | 52                | 2.45              | 3.17              |
| ROSARIO                        | 208               | 146               | 8.63              | 8.91              |
| CITY OF SAN FERNANDO (Capital) | 299               | 236               | 12.41             | 14.41             |
| SAN GABRIEL                    | 84                | 50                | 3.49              | 3.05              |
| SAN JUAN                       | 181               | 88                | 7.51              | 5.37              |
| SANTO TOMAS                    | 119               | 48                | 4.94              | 2.93              |
| SANTOL                         | 44                | 37                | 1.83              | 2.26              |
| SUDIPEN                        | 60                | 40                | 2.49              | 2.44              |
| TUBAO                          | 89                | 50                | 3.69              | 3.05              |

SOURCE: Preliminary Results from the Decentralized Vital Statistics System 2011

Almost all city/municipalities have increased number of registered marriages in first semester 2022 compared with the figures in the same period last year. The top three municipalities that posted the highest increase were Burgos from 14 to 52 (271.43%), Bangar from 38 to 98 (157.89%) and Santo Tomas from 48 to 119 (147.92%). (Table 1)



Management System  
ISO 9001:2015  
www.tuv.com  
ID 31044601



The Fifth Bldg., Gov. Ancheta St., Brgy. IV, City of San Fernando, La Union  
Telefax: (072) 888-5740  
Email: [launion@psa.gov.ph](mailto:launion@psa.gov.ph)

**FIGURE 1. Number of Registered Marriages by City/Municipality  
La Union: 1<sup>st</sup> Semester 2021 and 2022**



The City of San Fernando recorded the greatest number of registered marriages in La Union in 1<sup>st</sup> semester 2022 with 299 marriages or 12.41 percent of the total registered marriages in the province. Bauang ranked second with 238 marriages (9.88 percent share) while Agoo ranked third with 226 marriages (9.38 percent share).

In 1<sup>st</sup> semester 2021, the City of San Fernando topped among the city/municipalities with 236 marriages or 14.41 percent of the total registered marriages in the province. Agoo ranked second with 164 marriages (10.01 percent share) while Bauang ranked third with 152 marriages (9.28 percent share).

On the other end, the municipality of Santol posted the least number of registered marriages in 1<sup>st</sup> semester 2022 with 44 (1.83 percent share). In 1<sup>st</sup> semester 2021, the municipality of Burgos recorded the least number of registered marriages with 14 (0.85 percent share). (Figure 1)

**TABLE 2. Number and Daily Average of Registered Marriages by Month  
La Union: 1<sup>st</sup> Semester, 2021 and 2022**

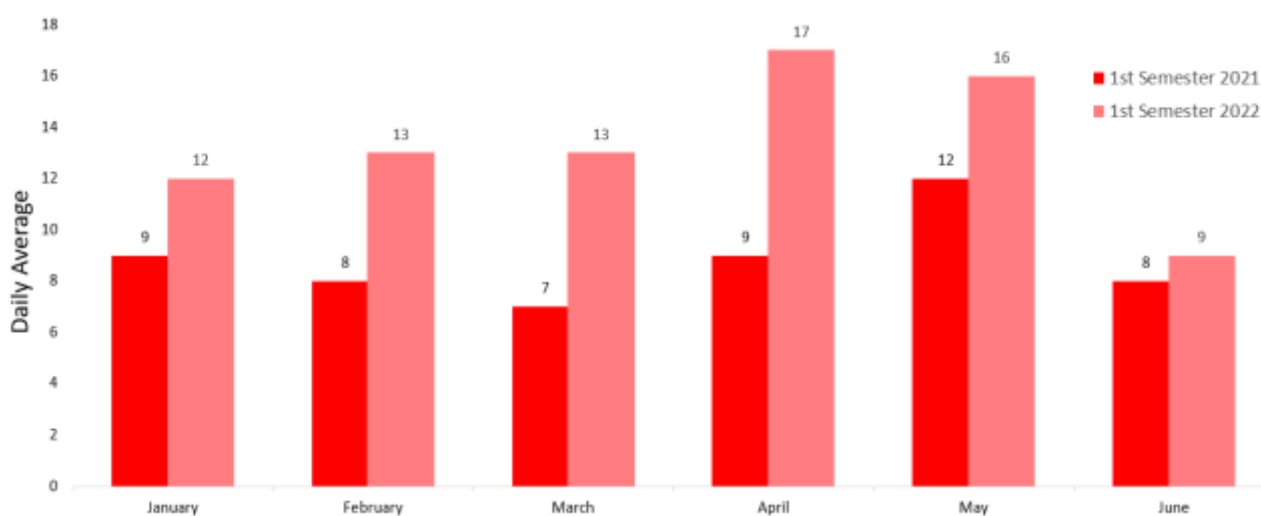
| Month of Registration | Number            |                   | Daily Average     |                   |
|-----------------------|-------------------|-------------------|-------------------|-------------------|
|                       | 1st Semester 2022 | 1st Semester 2021 | 1st Semester 2022 | 1st Semester 2021 |
| La Union              | 2,409             | 1,638             | 13                | 9                 |
| January               | 378               | 292               | 12                | 9                 |
| February              | 371               | 212               | 13                | 8                 |
| March                 | 399               | 229               | 13                | 7                 |
| April                 | 502               | 281               | 17                | 9                 |
| May                   | 482               | 383               | 16                | 12                |
| June                  | 277               | 241               | 9                 | 8                 |

SOURCE: Preliminary Results from the Decentralized Vital Statistics System 2011

The month of April had the greatest number of registered marriages in 1<sup>st</sup> semester 2022 with a total of 502 marriages. It corresponds to a daily average of 17 marriages which surpassed the provincial daily average number of 13 registered marriages in 1<sup>st</sup> semester 2022. The month of May ranked second with 482 registered marriages or a daily average of 16 while the month of March ranked third with 399 registered marriages or a daily average of 12.

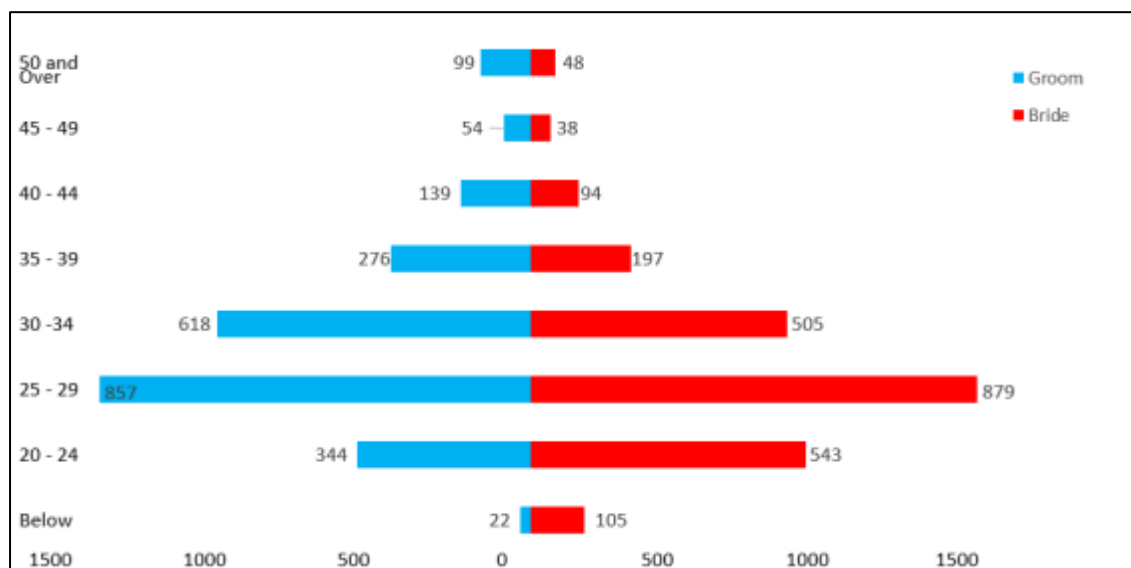
In 1<sup>st</sup> semester 2022, the least number of registered marriages was posted in the month of June with 277 registered marriages or a daily average of 9. (Table 2)

**FIGURE 2. Daily Average of Registered Marriages by Month  
La Union: 1<sup>st</sup> Semester 2021 and 2022**



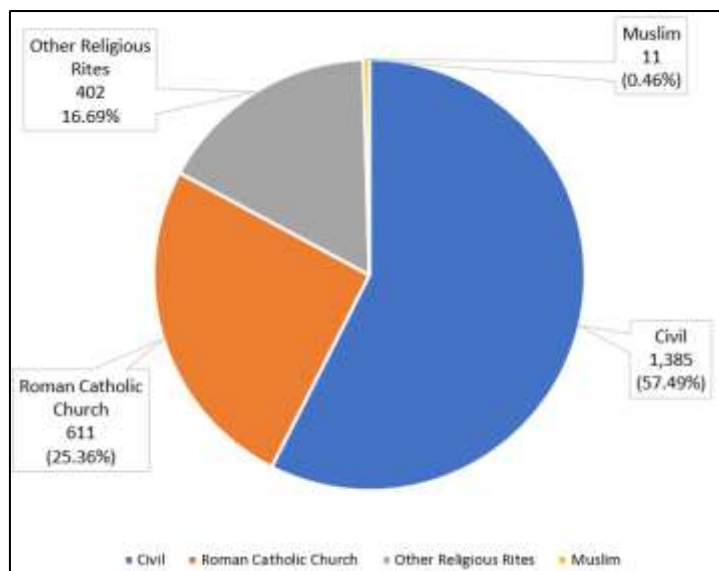
In 1<sup>st</sup> semester 2021, the month of May recorded the highest number of registered marriages with 383 or a daily average of 12 marriages. The month of January ranked second with 292 marriages corresponding to a daily average of 9 marriages. Third in rank is the month of April with 281 registered marriages or a daily average of 9. On the other hand, the month of February recorded the least number of registered marriages with 212 or a daily average of 8. (Figure 2)

**FIGURE 3. Number of Registered Marriages by Age Group of Groom and Bride  
La Union: 1<sup>st</sup> Semester 2022**



The highest number of grooms who got married in 1<sup>st</sup> semester 2022 belonged to the age group 25 to 29 with 857 grooms. Similarly, the highest number of brides also belonged to age group of 25 to 29 with 879.

On the contrary, the least number of grooms who got married in 1<sup>st</sup> semester 2022 belonged to the below 20 age group with 22 registered marriages. Meanwhile, the least number of brides belonged to the age group 45 to 49 with 38 registered marriages.




**FIGURE 3. Number and Percent Distribution of Registered Marriages by Type of Ceremony La Union: 1<sup>st</sup> Semester 2022**

In 1<sup>st</sup> semester 2022, marriages performed through civil rites ranked first with 1,385 registered marriages (57.49 percent share). Marriage ceremonies solemnized in Roman Catholic churches ranked second with 611 or 25.36 percent of the total marriages in the province. This was distantly followed by other religious rites with 402 marriages (16.69 percent share). Marriage ceremonies conducted by Muslim recorded the least number with 11 ceremonies (0.46 percent share).

**Explanatory Notes**

*Data on marriages presented in this release were obtained from the Certificate of Marriage (Municipal Form No. 97) registered at the Office of the City/Municipal Civil Registrars in La Union and forwarded to the Philippine Statistics Authority - La Union Provincial Statistical Office. Information presented includes marriages registered from January to June of 2021 and 2022.*

  
**DANITES E. TENIDO, Ph.D.**  
 Chief Statistical Specialist

