

SPECIAL RELEASE

Arts, Entertainment and Recreation Section

Ilocos Region

2022 Annual Survey of Philippine Business and Industry
Preliminary Results

Date of Release: 16 January 2025

Reference No. **2025-002**

The 2022 Annual Survey of Philippine Business and Industry (ASPBI) results showed that a total of 1,929 workers were employed under the arts, entertainment and recreation section. The total employment increased by 80.1 percent from 1,071 in 2021.

Meanwhile, the number of establishments decreased by 8.2 percent from 97 establishments in 2021 to 89 establishments in 2022.

Figure 1. Number of Establishments and Total Employment in the Arts, Entertainment and Recreation Section: Ilocos Region, 2022 vs 2021



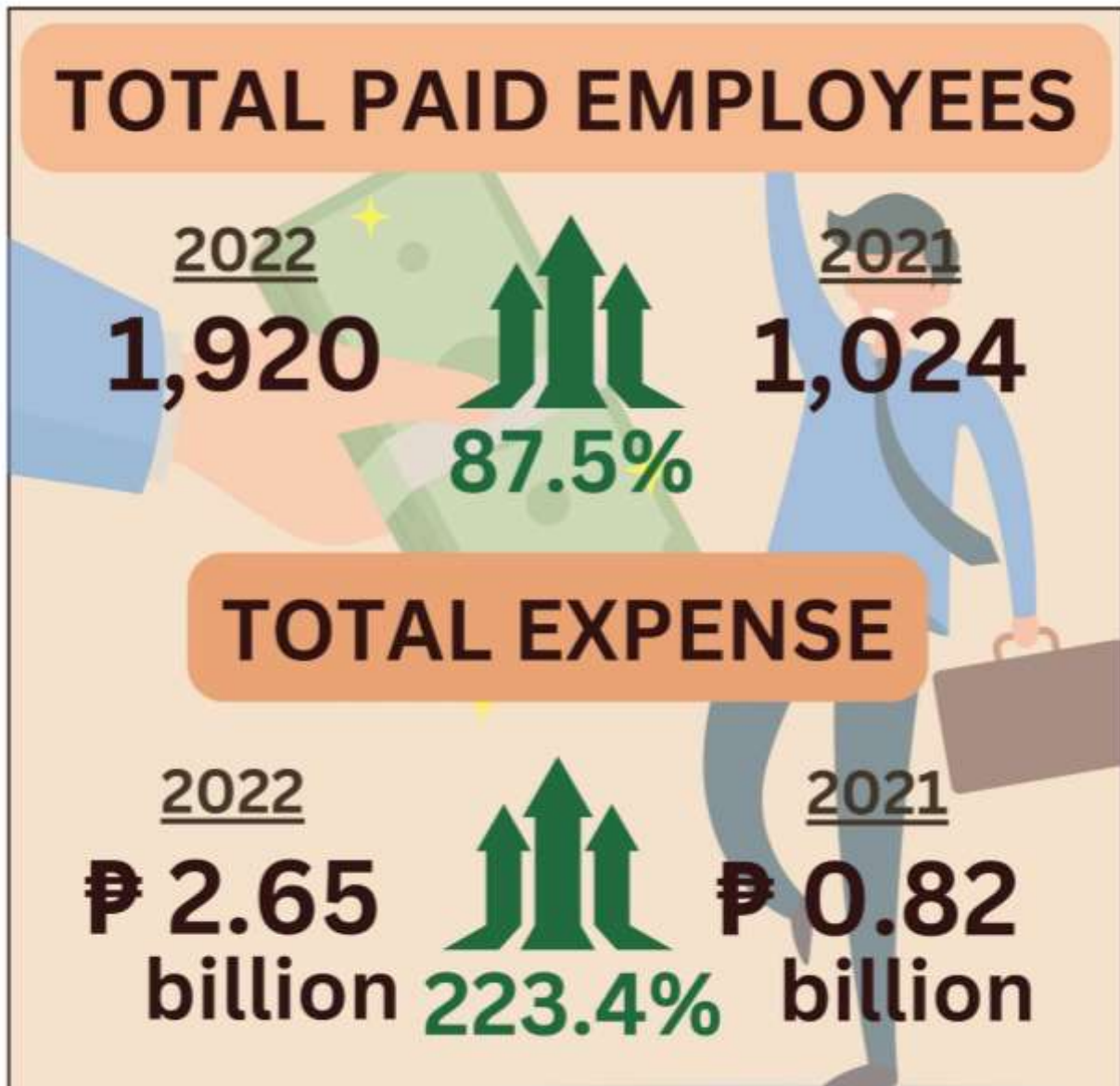
Source: Philippine Statistics Authority, 2022 ASPBI (Preliminary Results)



Of the total employment, 99.5 percent or 1,920 were paid workers. This translates to an increase of 87.5 percent from 1,024 record in 2021.

Additionally, the total expense was PhP 2.65 billion in 2022, higher than PhP 0.82 billion in 2021.

Figure 2. Total Paid Employees and Total Expense in the Arts, Entertainment and Recreation Section: Ilocos Region, 2022 vs 2021

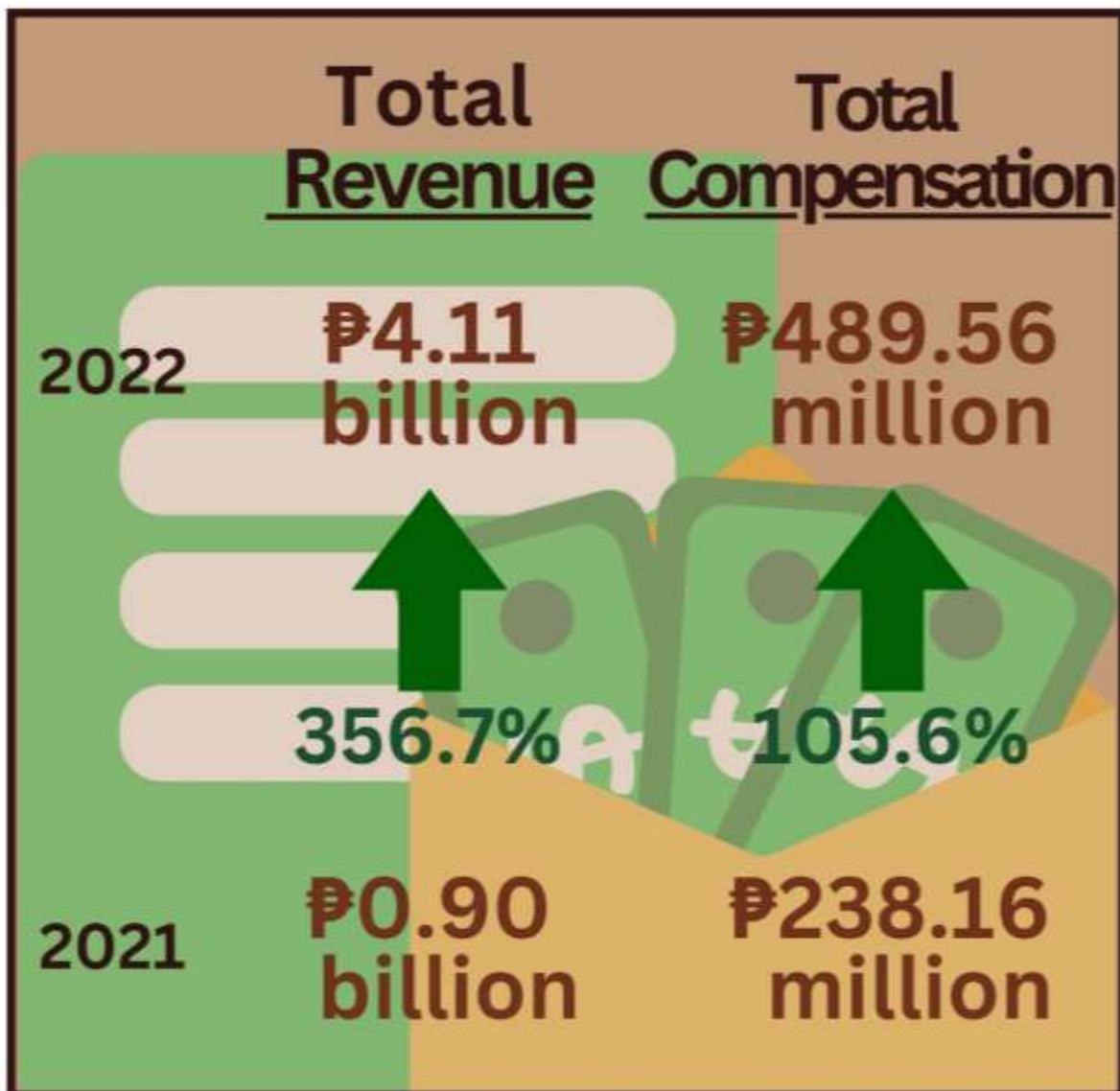


Source: Philippine Statistics Authority, 2022 ASPBI (Preliminary Results)



The arts, entertainment and recreation section generated a total revenue of PhP 4.11 billion in 2022, rose by 356.7 percent from PhP 0.90 billion in 2021. In contrast, the total compensation paid to employees increased by 105.6 percent from PhP 238.16 million in 2021 to PhP 489.56 million in 2022.

Figure 3. Total Revenue and Total Compensation in the Arts, Entertainment and Recreation Section: Ilocos Region, 2022 vs 2021



Source: Philippine Statistics Authority, 2022 ASPBI (Preliminary Results)



The average number of workers per establishment was 22 in 2022, an increase of 100 percent from 11 in 2021. In addition, the average annual compensation per paid employee rose by 9.6 percent from PhP 232,577 in 2021 to PhP 254,981 in 2022.

In the arts, entertainment, and recreation section, the revenue per expense ratio was 1.55, up by 40.9 percent from 1.10 in 2021.

Figure 4. Average Number of Workers per Establishment, Average Annual Compensation per Paid Employee, and Revenue per Expense Ratio in the Arts, Entertainment and Recreation Section: Ilocos Region, 2022 vs 2021



Source: Philippine Statistic Authority, 2022 ASPBI (Preliminary Results)



TECHNICAL NOTES

2022 Annual Survey of Philippine Business and Industry

Background of the Survey

The Annual Survey of Philippine Business and Industry (ASPBI), one of the designated statistical activities of the Philippine Statistics Authority (PSA), generates essential statistics for economic planning and analysis. It is specifically designed to collect and generate information on the levels, structure, performance, and trends of economic activities of the formal sector of the country's economy.

The 2022 ASPBI is the 50th in the series of annual surveys of establishments in the country. It was conducted nationwide in April 2023 with 2022 as reference period.

Concepts and Definition of terms

An **establishment** is defined as an economic unit under a single ownership or control which engages in one or predominantly one kind of economic activity at a single fixed location.

An establishment is categorized by its economic organization, legal organization, industrial classification, employment size, and geographic location.

Compensation is the sum of salaries and wages, separation/retirement/terminal pay, gratuities, and payments made by the employer on behalf of the employees such as contribution to SSS/GSIS, ECC, PhilHealth, Pag-ibig, and, etc.

Expense is the cost incurred by the establishment during the year whether paid or payable. This is treated on a consumed basis. Valuation is at purchaser price including taxes and other charges, net of rebates, returns, and allowances. Goods and services received by the establishment from other establishments of the same enterprise are valued as though purchased.





Paid employees are all persons working in the establishment and receiving pay, as well as those working away from the establishment paid by and under the control of the establishment. Included are all employees on sick leave, paid vacation, or holiday. Excluded are consultants, home workers, receiving pure commissions only, and workers on indefinite leave.

Revenue is the cash received and receivables for goods/products and by-products sold and services rendered. Valuation is at producer prices (ex-establishment) net of discounts and allowances, including duties and taxes but excluding subsidies.

Revenue per expense ratio is a financial metric that measures how much a company spend to generate a revenue.


ATTY. SHEILA O. DE GUZMAN
Regional Director, RSSO 01 

Designation	Initial	Date
SSS	TBO	13 Jan 2025
SrSS	DAPR 	13 JANUARY 2025
SA-COSW	JNDM 	13 January 2025



Parammata Bldg. C, Diversion Road, Sitio 5, Brgy. Biday,
City of San Fernando, La Union
Telephone: (072) 888-2582, (072) 607-0247
<https://rso01.psa.gov.ph>