

SPECIAL RELEASE

Electricity, Gas, Steam and Air Conditioning Supply Section Ilocos Region

2022 Annual Survey of Philippine Business and Industry
Preliminary Results

Date of Release: 23 January 2025

Reference No. **2025- 004**

Based on the 2022 Annual Survey of Philippine Business and Industry (ASPBI) results, there were a total of 29 establishments engaged in electricity, gas, steam and air conditioning activities. A decline of 3.3 percent from the 30 establishments in 2021.

The total number of employees in the section was recorded at 3,695, posting a growth of 15.6 percent from the 3,197 employees in 2021.

Figure 1. Number of Establishments and Employees in Electricity, Gas, Steam and Air Conditioning Supply Section:
Ilocos Region, 2021 vs 2022



Source: Philippine Statistics Authority, 2022 ASPBI (Preliminary Results)



All the employees in this section were compensated. On the average, 127 workers per establishment are employed, 18.7 percent higher than the record of 107 employees per establishment in 2021.

Figure 2. Total Paid Employees and Average Number of Employees in Electricity, Gas, Steam and Air Conditioning Supply Section: Ilocos Region, 2021 vs 2022



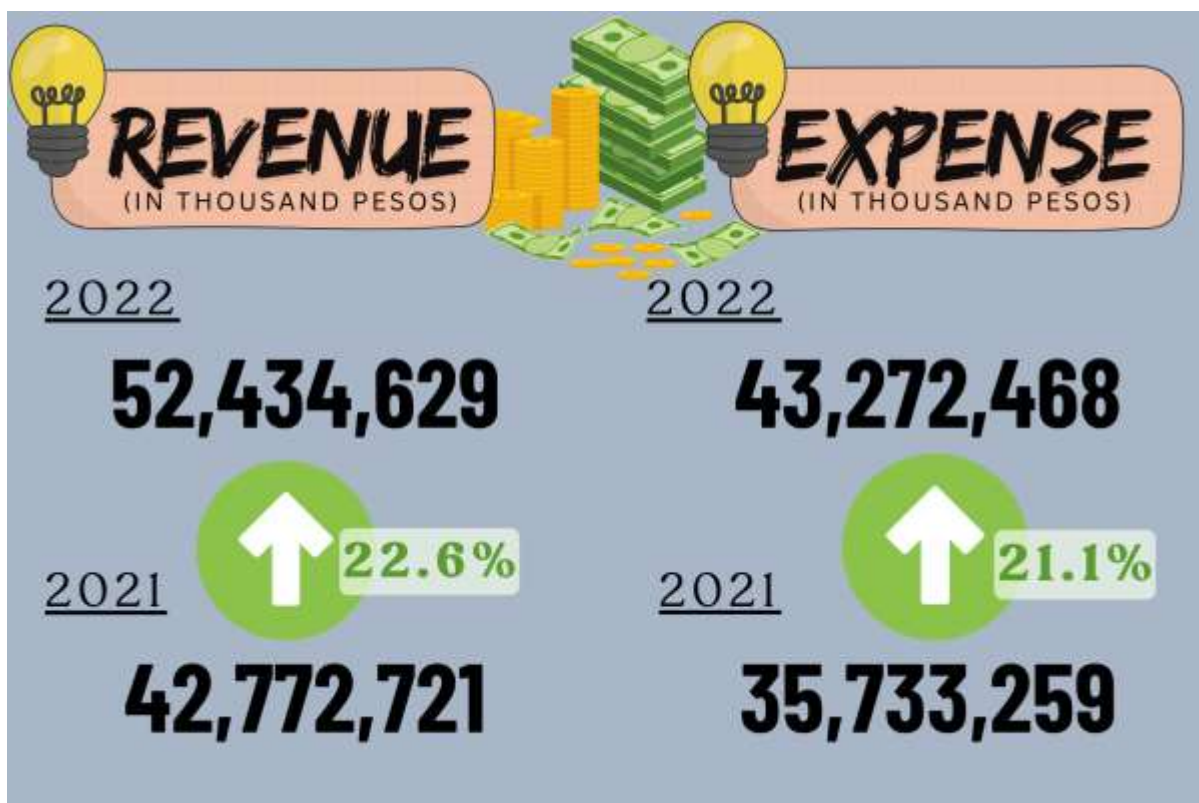
Source: Philippine Statistics Authority, 2022 ASPBI (Preliminary Results)



In 2022, the electricity, gas, steam and air conditioning supply activities section generated a total revenue of PhP 52.43 billion, an increase of 22.6 percent from the PhP 42.77 billion total revenue in 2021.

The total expenditure of the section was recorded at PhP 43.27 billion in 2022, about 21.1 percent increase from the PhP 35.73 billion total expenses in 2021.

Figure 3. Total Revenue and Expense in Electricity, Gas, Steam and Air Conditioning Supply Section: Ilocos Region, 2021 vs 2022



Source: Philippine Statistics Authority, 2022 ASPBI (Preliminary Results)

The section's total compensation amounted to PhP 3.42 billion in 2022, indicating a 16.8 percent increase from the PhP 2.92 billion total compensation paid by establishments to their employees in 2021.

An average annual payout of PhP 924,539 per employee was recorded in 2022. This was 1.1 percent higher than the average annual compensation per paid employee of PhP 914,646 in 2021.

Additionally, the revenue per peso expense ratio of the section was 1.21. This denotes that for every peso spent, a corresponding PhP 1.21 was produced. The section recorded an increase of 0.8 percent from the 1.20 revenue per peso expense ratio in 2021.

Figure 4. Average Annual Compensation per Paid Employee in the Electricity, Gas, Steam and Air Conditioning Supply Section: Ilocos Region, 2021 vs 2022



Source: Philippine Statistics Authority, 2022 ASPBI (Preliminary Results)

TECHNICAL NOTES

2022 Annual Survey of Philippine Business and Industry

Background of the Survey

The Annual Survey of Philippine Business and Industry (ASPBI), one of the designated statistical activities of the Philippine Statistics Authority (PSA), generates essential statistics for economic planning and analysis. It is specifically designed to collect and generate information on the levels, structure, performance, and trends of economic activities of the formal sector of the country's economy.

The 2022 ASPBI is the 50th in the series of annual surveys of establishments in the country. It was conducted nationwide in April 2023 with 2022 as reference period.

Concepts and Definition of terms

An **establishment** is defined as an economic unit under a single ownership or control which engages in one or predominantly one kind of economic activity at a single fixed location.

An establishment is categorized by its economic organization, legal organization, industrial classification, employment size, and geographic location.

Compensation is the sum of salaries and wages, separation/retirement/terminal pay, gratuities, and payments made by the employer on behalf of the employees such as contribution to SSS/GSIS, ECC, PhilHealth, Pag-ibig, and, etc.

Expense is the cost incurred by the establishment during the year whether paid or payable. This is treated on a consumed basis. Valuation is at purchaser price including taxes and other charges, net of rebates, returns, and allowances. Goods and services received by the establishment from other establishments of the same enterprise are valued as though purchased.






Paid employees are all persons working in the establishment and receiving pay, as well as those working away from the establishment paid by and under the control of the establishment. Included are all employees on sick leave, paid vacation, or holiday. Excluded are consultants, home workers, receiving pure commissions only, and workers on indefinite leave.

Revenue is the cash received and receivables for goods/products and by-products sold and services rendered. Valuation is at producer prices (ex-establishment) net of discounts and allowances, including duties and taxes but excluding subsidies.

Revenue per expense ratio is a financial metric that measures how much a company spend to generate a revenue.


ATTY. SHEILA O. DE GUZMAN
Regional Director, RSSO 01 *d*

Designation	Initial	Date
SSS/ OIC-SOCD	TBO 	14 Jan 2025
Sr SS	DAPR 	13 Jan 2025
SA-COSW	RJSM 	13 JAN 2025



Parammata Bldg. C, Diversion Road, Sitio 5, Brgy. Biday,
City of San Fernando, La Union
Telephone: (072) 888-2582, (072) 607-0247
<https://rso01.psa.gov.ph>