

SPECIAL RELEASE

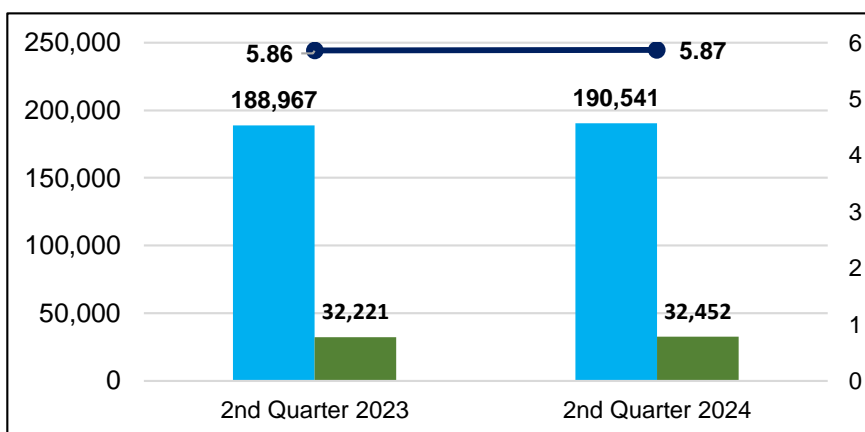
Corn Production in the Ilocos Region Increases in 2nd Quarter 2024

Date of Release: **04 December 2024**

Reference No. **2024-065**

The volume of corn production in the Ilocos Region yielded a growth in 2nd quarter 2024 compared to previous year of the same period. The production recorded at 190,541 metric tons, or 0.8 percent higher than the 188,967 metric tons output in 2nd quarter 2023. Ilocos Region ranked 2nd among the regions accounting to 16.2 percent of the total corn production of the country in 2nd quarter of 2024. The harvest area increased from 32,221 hectares to 32,452 hectares. Likewise, the yield per hectare increased from 5.86 metric tons to 5.87 metric tons.

**Figure 1. Corn Estimates, Ilocos Region
2nd Quarter 2023 and 2nd Quarter 2024**



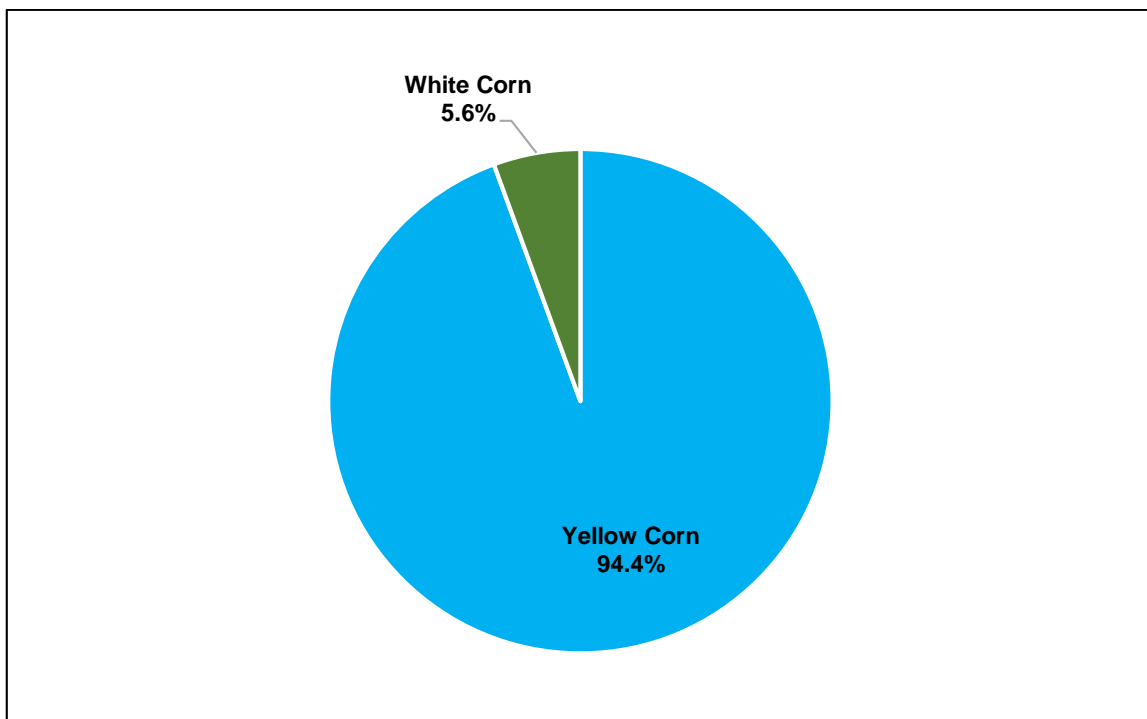
	2nd Quarter 2023	2nd Quarter 2024
Prod'n (MT)	188,967	190,541
Area (ha)	32,221	32,452
Yield/ha	5.86	5.87

Source: Corn Production Survey 2024, Philippine Statistics Authority



About 94.4 percent of the total corn production of region in 2nd quarter 2024 were yellow corn and the rest were white corn. In terms of the area harvested, yellow corn comprised 91.6 percent while 8.4 percent were white corn.

Figure 2. Percentage Distribution of Corn Production by Type, Ilocos Region: 2nd Quarter 2024



Source: Corn Production Survey 2024, Philippine Statistics Authority

The highest corn harvest in 2nd quarter 2024 came from Pangasinan with 61.8 percent share of the total corn production in Ilocos Region. During the period, the province recorded 117,784 metric tons volume of corn production. This is higher by 0.1 percent from the 117,699 metric tons output in the same period in 2023. Likewise, the yield per hectare went up from 5.98 metric tons to 5.99 metric tons in 2nd quarter 2024. On the other hand, the harvest area decreased to 19,679 hectares from 19,691 hectares in 2nd quarter 2023 (Table 1).

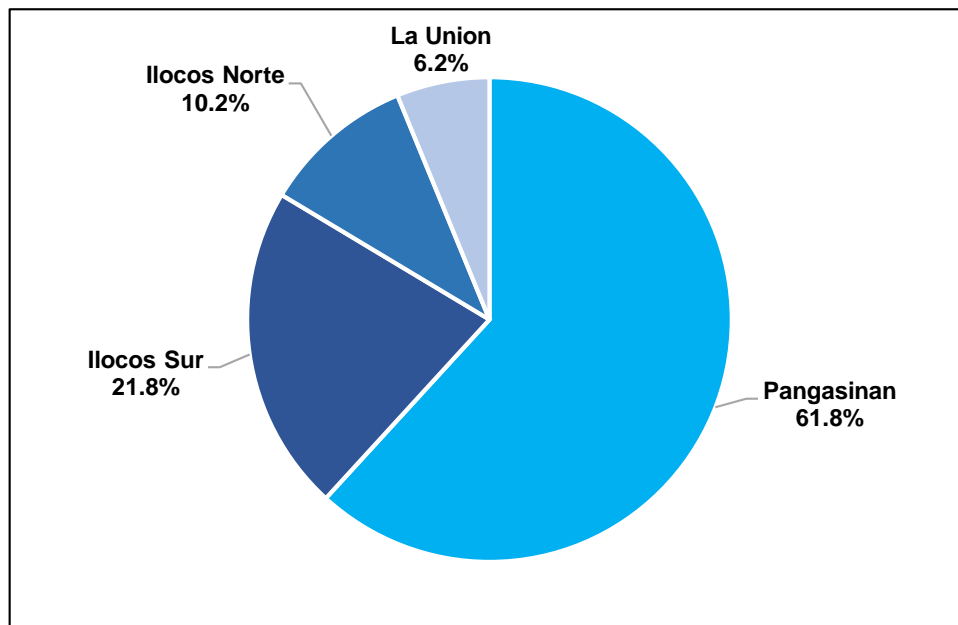


Parammata Bldg. C, Diversion Road, Sitio 5, Brgy. Biday,
City of San Fernando, La Union
Telephone: (072) 888-2582, (072) 607-0247
<https://rso01.psa.gov.ph>

Certification No. PhP
QMS 24 93 8283 - 008

Ilocos Sur ranked second among the provinces of the region in terms of volume of corn production in 2nd quarter 2024. The province registered a production of 41,591 metric tons, lower by 0.3 percent from the output in 2nd quarter 2023 of 41,695 metric tons. The harvest area increased from 7,259 hectares to 7,277 hectares. However, the yield per hectare went down from 5.74 metric tons to 5.72 metric tons (Table 1).

Figure 3. Percentage Distribution of Corn Production by Province, Ilocos Region: 2nd Quarter 2024



Source: Corn Production Survey 2024, Philippine Statistics Authority

The volume of corn production in Ilocos Norte increased in 2nd quarter 2024. The output was posted at 19,357 metric tons, or 10.1 percent higher than the record in 2nd quarter 2023 of 17,589 metric tons. The harvest area also went up from 3,013 hectares to 3,248 hectares. Moreover, the yield per hectare increased from 5.84 metric tons to 5.96 metric tons. The province ranked third in terms of volume of corn production in the region in 2nd quarter 2024 with 10.2 percent share (Table 1).



Parammata Bldg. C, Diversion Road, Sitio 5, Brgy. Biday,
City of San Fernando, La Union
Telephone: (072) 888-2582, (072) 607-0247
<https://rssl01.psa.gov.ph>

The province of La Union produced 11,809 metric tons of corn during the 2nd quarter 2024. This is 1.5 percent lower than the output in the same period of 2023. The harvest area decreased to 2,248 hectares from the 2,258 hectares in 2nd quarter 2023. Moreover, the yield per hectare also decreased from 5.31 metric tons to 5.25 metric tons (Table 1).

**Table 1. Corn Production Estimates by Province
Ilocos Region: 2nd Quarter 2023 and 2nd Quarter 2024**

ITEM	2nd Quarter 2023	2nd Quarter 2024	Growth Rate (%)
PRODUCTION (in Metric tons)	188,967	190,541	0.8
Ilocos Norte	17,589	19,357	10.1
Ilocos Sur	41,695	41,591	(0.3)
La Union	11,984	11,809	(1.5)
Pangasinan	117,699	117,784	0.1
AREA HARVESTED (in Hectares)	32,221	32,452	0.7
Ilocos Norte	3,013	3,248	7.8
Ilocos Sur	7,259	7,277	0.3
La Union	2,258	2,248	(0.4)
Pangasinan	19,691	19,679	(0.1)
YIELD (MT/Ha)	5.86	5.87	0.1
Ilocos Norte	5.84	5.96	2.1
Ilocos Sur	5.74	5.72	(0.5)
La Union	5.31	5.25	(1.0)
Pangasinan	5.98	5.99	0.1

Source: Corn Production Survey 2024, Philippine Statistics Authority
Total may not sum up due to rounding off



Parammata Bldg. C, Diversion Road, Sitio 5, Brgy. Biday,
City of San Fernando, La Union
Telephone: (072) 888-2582, (072) 607-0247
<https://rssl01.psa.gov.ph>

Certification No. PHS
QMS 24 93 9293 - 006




Technical Notes

The Corn Production Survey (CPS) is a quarterly survey of the Philippine Statistics Authority conducted simultaneously with the Palay Production Survey (PPS). The survey generates estimates on corn production, area and yield and other production-related data that serve as inputs for policymaking and programs on corn. The CPS covers sample-farming households in sample barangays in all provinces. It is conducted with the following quarters as the reference periods:

SURVEY ROUND/S	PERIOD COVERED
April Round Survey	January to March
July Round Survey	April to June
October Round Survey	July to September
January Round Survey	October to December


ATTY. SHEILA O. DE GUZMAN

Regional Director, RSSO 01 

Designation	Initial	Date
SSS	TBO 	27 Nov 2024
SS II	RKT 	15 Nov 2024
COSW	NPBM 	11/12/2024



Parammata Bldg. C, Diversion Road, Sitio 5, Brgy. Biday,
City of San Fernando, La Union
Telephone: (072) 888-2582, (072) 607-0247
<https://rso01.psa.gov.ph>

Certification No. PHP
QMS 24 93 0203 - 006