

SPECIAL RELEASE

Wholesale and Retail Trade; Repair of Motor Vehicles and Motorcycles Section Ilocos Region

2022 Annual Survey of Philippine Business and Industry
Preliminary Results

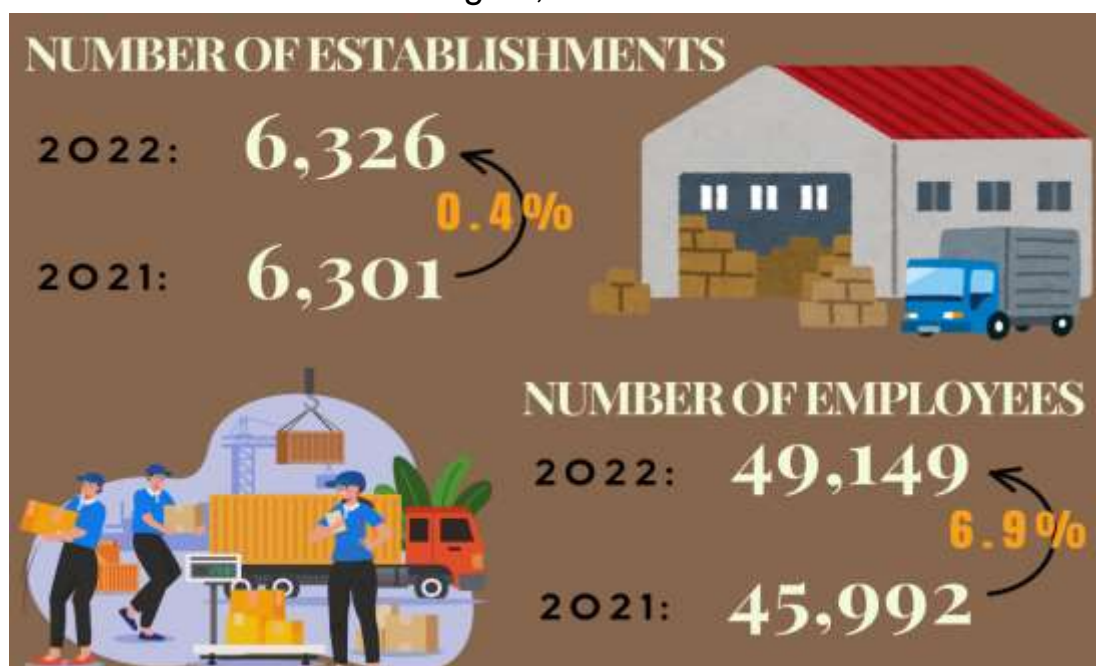
Date of Release: 02 December 2024

Reference No. 2024- 054

The 2022 Annual Survey of Philippine Business and Industry (ASPBI) preliminary results showed that a total of 6,326 establishments were engaged in wholesale and retail trade; repair of motor vehicles and motorcycles activities in the Ilocos Region. Compared with the 6,301 establishments in 2021, it grew to 0.4 percent.

The total number of employees in the section was 49,149 in 2022, indicating a 6.9 percent increase from the 45,992 employees in 2021.

Figure 1. Number of Establishments and Employees in Wholesale and Retail Trade; Repair of Motor Vehicles and Motorcycles Section: Ilocos Region, 2021 vs 2022



Source: Philippine Statistics Authority, 2022 ASPBI (Preliminary Results)

The wholesale and retail trade; repair of motor vehicles and motorcycles section paid employees constituted 48,105 or 97.9 percent of the total employment. This represents a growth of 8.3 percent from the 44,405 paid employees in 2021.

Figure 2. Total Paid Employees in Wholesale and Retail Trade;
Repair of Motor Vehicles and Motorcycles Section:
Ilocos Region, 2021 vs 2022



Source: Philippine Statistics Authority, 2022 ASPBI (Preliminary Results)



Parammata Bldg. C, Diversion Road, Sitio 5, Brgy. Biday,
City of San Fernando, La Union
Telephone: (072) 888-2582, (072) 607-0247
<https://rso01.psa.gov.ph>

In 2022, the total expense spent by the section amounted to PhP 169.81 billion, which was 11.7 percent higher than the reported total expense of PhP 151.99 billion in 2021.

In comparison, the 2022 total revenue generated by the section reached PhP 183.21 billion. This went up to 13.8 percent from the PhP 161.03 billion total revenue earned in 2021.

Figure 3. Total Expense and Revenue in Wholesale and Retail Trade; Repair of Motor Vehicles and Motorcycles Section: Ilocos Region, 2021 vs 2022



Source: Philippine Statistics Authority, 2022 ASPBI (Preliminary Results)

The section paid a total compensation of PhP 6.81 billion to its employees in 2022. It increased by 14.2 percent from the PhP 5.97 billion total compensation in 2021. This translates to an average annual compensation of PhP 141,590 per paid employee, a growth of 5.4 percent from the PhP 134,334 average annual compensation.

Moreover, revenue per peso expense ratio in 2022 was recorded at 1.08 which represents an increase of 1.9 percent from the posted 1.06 revenue per peso expense ratio in 2021. This means that for every peso spent in the operation of business in 2022, the section generated a corresponding revenue of PhP 1.08.

Figure 4. Average Annual Compensation and Total Compensation per Paid Employee in the Wholesale and Retail Trade; Repair of Motor Vehicles and Motorcycles Section: Ilocos Region, 2021 vs 2022



Source: Philippine Statistics Authority, 2022 ASPBI (Preliminary Results)

TECHNICAL NOTES

2022 Annual Survey of Philippine Business and Industry

Background of the Survey

The Annual Survey of Philippine Business and Industry (ASPBI), one of the designated statistical activities of the Philippine Statistics Authority (PSA), generates essential statistics for economic planning and analysis. It is specifically designed to collect and generate information on the levels, structure, performance, and trends of economic activities of the formal sector of the country's economy.

The 2022 ASPBI is the 50th in the series of annual surveys of establishments in the country. It was conducted nationwide in April 2023 with 2022 as reference period.

Concepts and Definition of terms

An **establishment** is defined as an economic unit under a single ownership or control which engages in one or predominantly one kind of economic activity at a single fixed location.

An establishment is categorized by its economic organization, legal organization, industrial classification, employment size, and geographic location.

Compensation is the sum of salaries and wages, separation/retirement/terminal pay, gratuities, and payments made by the employer on behalf of the employees such as contribution to SSS/GSIS, ECC, PhilHealth, Pag-ibig, and, etc.

Expense is the cost incurred by the establishment during the year whether paid or payable. This is treated on a consumed basis. Valuation is at purchaser price including taxes and other charges, net of rebates, returns, and allowances. Goods and services received by the establishment from other establishments of the same enterprise are valued as though purchased.






Paid employees are all persons working in the establishment and receiving pay, as well as those working away from the establishment paid by and under the control of the establishment. Included are all employees on sick leave, paid vacation, or holiday. Excluded are consultants, home workers, receiving pure commissions only, and workers on indefinite leave.

Revenue is the cash received and receivables for goods/products and by-products sold and services rendered. Valuation is at producer prices (ex-establishment) net of discounts and allowances, including duties and taxes but excluding subsidies.

Revenue per expense ratio is a financial metric that measures how much a company spend to generate a revenue.


ATTY. SHEILA O. DE GUZMAN
Regional Director, RSSO 01

Designation	Initial	Date
SSS/ OIC-SOCD	TBO 	27 Nov 2024
Sr SS	DAPR 	27 NOV 2024
SA-COSW	RJSM 	27 NOV 2024

