

# SPECIAL RELEASE

## Human Health and Social Work Activities Section

### Ilocos Region

#### 2022 Annual Survey of Philippine Business and Industry Preliminary Results

**Date of Release: 02 December 2024**

Reference No. **2024- 052**

The Preliminary Results of the 2022 Annual Survey of Philippine Business and Industry showed that Human Health and Social Work Activities (HHSWA) Section has 329 registered establishments. The total number of registered establishments decreased from 332 in 2021.

The average number of employees per establishment also decreased by 8.7 percent from 23 employees in 2021 to 21 employees in 2022. Consequently, the total employment fell by 9.6 percent from 7,713 in 2021 to 6,976 in 2022.

Figure 1. Number of Establishments, Total Employment and Average Number of Employees per Establishment in the Human Health and Social Work Activities Section: Ilocos Region, 2022 vs 2021



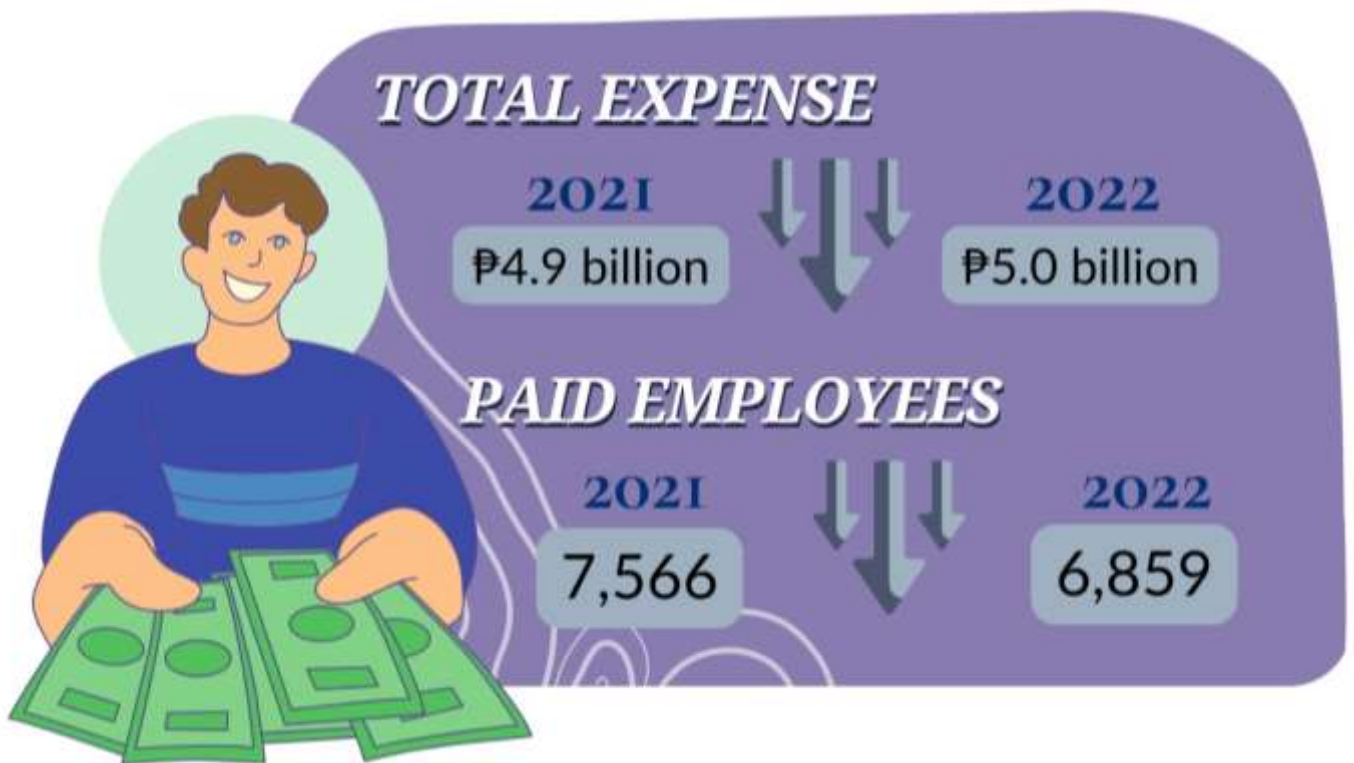
Source: Philippine Statistics Authority, 2022 ASPBI (Preliminary Results)



In Ilocos Region, the total expense recorded in 2022 was PhP 5.0 billion, higher by 1.4 percent from the PhP 4.9 billion expense in 2021.

Paid employees in the HHSWA Section were recorded at 6,859. Meanwhile, paid employees in 2021 were 7,566, higher than the 2022 record.

Figure 2. Total Expense and Total Paid Employees in the Human Health and Social Work Activities Section: Ilocos Region, 2022 vs 2021

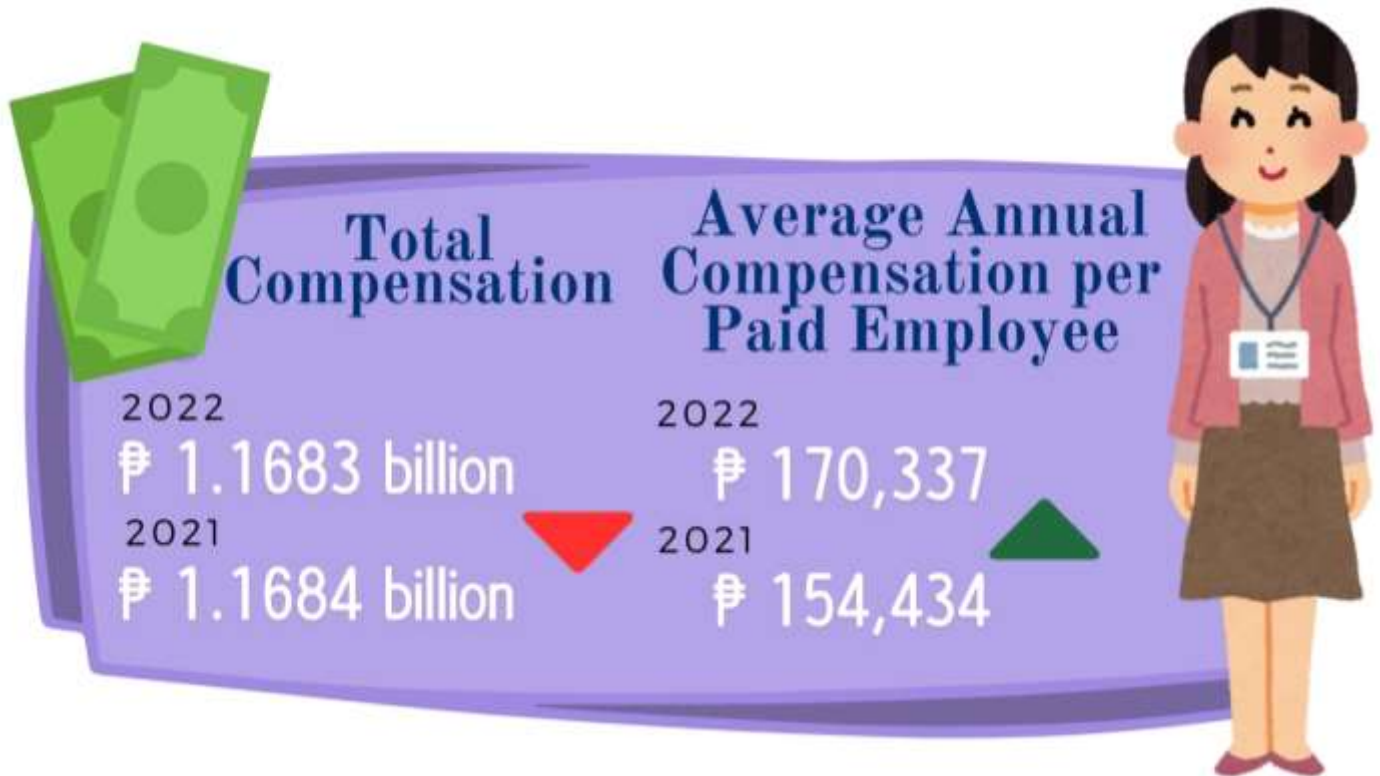


Source: Philippine Statistics Authority, 2022 ASPBI (Preliminary Results)



The HHSWA recorded a total of PhP 1.17 billion compensation in 2022, low by 0.1 percent compared to the record in 2021. In relation, the average annual compensation per paid employee in 2022 were PhP 170,337, increased by 10.3 percent from PhP 154,434 in 2021.

Figure 3. Total Compensation and Average Annual Compensation per paid employee in the Human Health and Social Work Activities Section: Ilocos Region, 2022 vs 2021

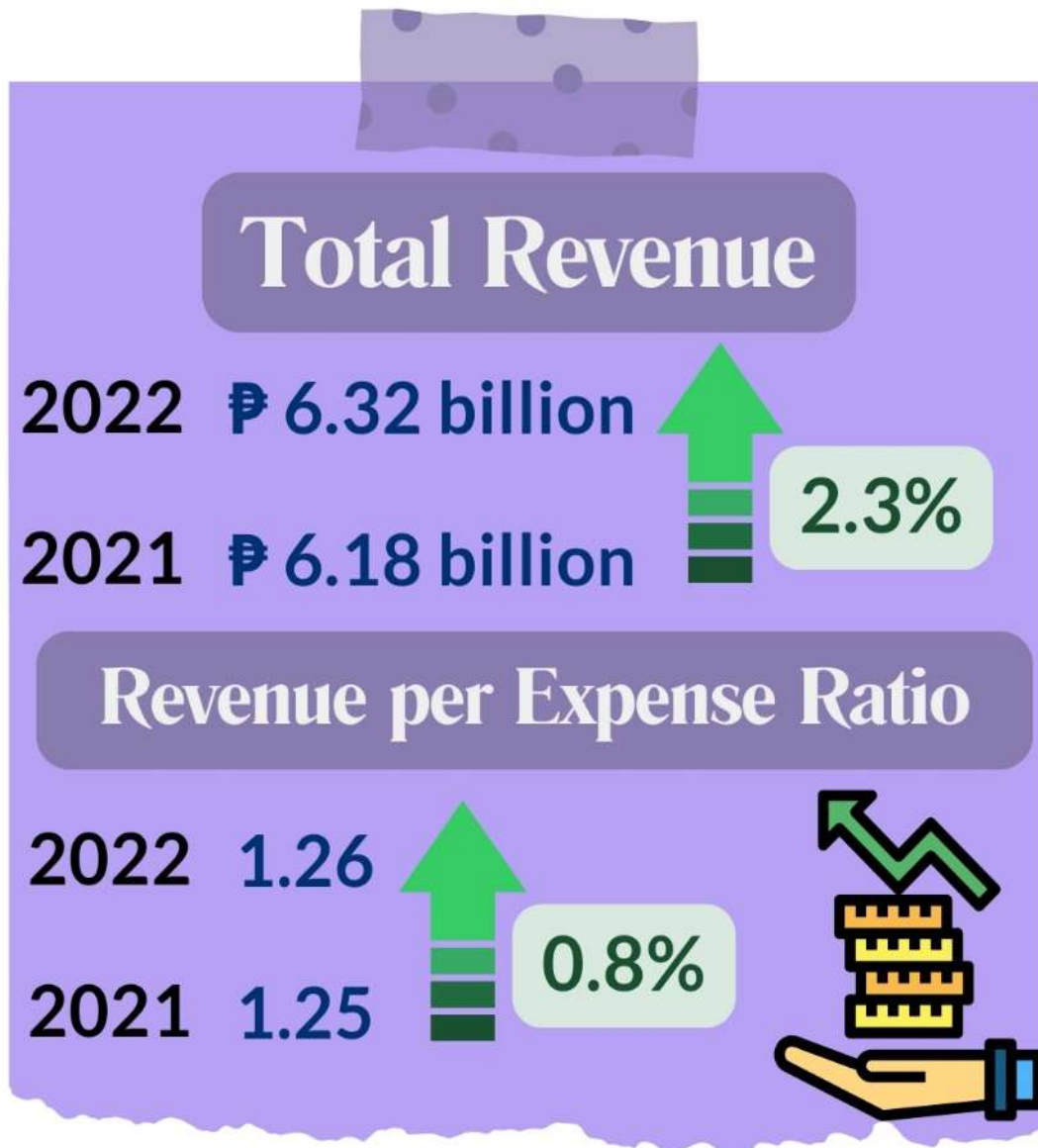


Source: Philippine Statistics Authority, 2022 ASPBI (Preliminary Results)



The total revenue in the HHSWA Section was PhP 6.32 billion in 2022, an increase of 2.25 percent from PhP 6.18 billion in 2021. The revenue per expense ratio in 2022 was 1.26, which increased by 0.8 percent from 1.25 in 2021.

Figure 4. Total Revenue and Revenue per Expense Ratio in the Human Health and Social Work Activities Section: Ilocos Region, 2022 vs 2021



Source: Philippine Statistics Authority, 2022 ASPBI (Preliminary Results)



# TECHNICAL NOTES

## 2022 Annual Survey of Philippine Business and Industry

### Background of the Survey

The Annual Survey of Philippine Business and Industry (ASPBI), one of the designated statistical activities of the Philippine Statistics Authority (PSA), generates essential statistics for economic planning and analysis. It is specifically designed to collect and generate information on the levels, structure, performance, and trends of economic activities of the formal sector of the country's economy.

The 2022 ASPBI is the 50th in the series of annual surveys of establishments in the country. It was conducted nationwide in April 2023 with 2022 as reference period.

### Concepts and Definition of terms

An **establishment** is defined as an economic unit under a single ownership or control which engages in one or predominantly one kind of economic activity at a single fixed location.

An establishment is categorized by its economic organization, legal organization, industrial classification, employment size, and geographic location.

**Compensation** is the sum of salaries and wages, separation/retirement/terminal pay, gratuities, and payments made by the employer on behalf of the employees such as contribution to SSS/GSIS, ECC, PhilHealth, Pag-ibig, and, etc.

**Expense** is the cost incurred by the establishment during the year whether paid or payable. This is treated on a consumed basis. Valuation is at purchaser price including taxes and other charges, net of rebates, returns, and allowances. Goods and services received by the establishment from other establishments of the same enterprise are valued as though purchased.





**Paid employees** are all persons working in the establishment and receiving pay, as well as those working away from the establishment paid by and under the control of the establishment. Included are all employees on sick leave, paid vacation, or holiday. Excluded are consultants, home workers, receiving pure commissions only, and workers on indefinite leave.

**Revenue** is the cash received and receivables for goods/products and by-products sold and services rendered. Valuation is at producer prices (ex-establishment) net of discounts and allowances, including duties and taxes but excluding subsidies.

**Revenue per expense ratio** is a financial metric that measures how much a company spend to generate a revenue.

  
**ATTY. SHEILA O. DE GUZMAN**  
Regional Director, RSSO 01

| Designation | Initial | Date       |
|-------------|---------|------------|
| SSS         | TBO     | 11/27/2024 |
| SrSS        | DAPR    | 11/27/2024 |
| SA-COSW     | JNDM    | 11/27/2024 |

