

SPECIAL RELEASE

Cattle Situation in Ilocos Region Second Quarter 2024

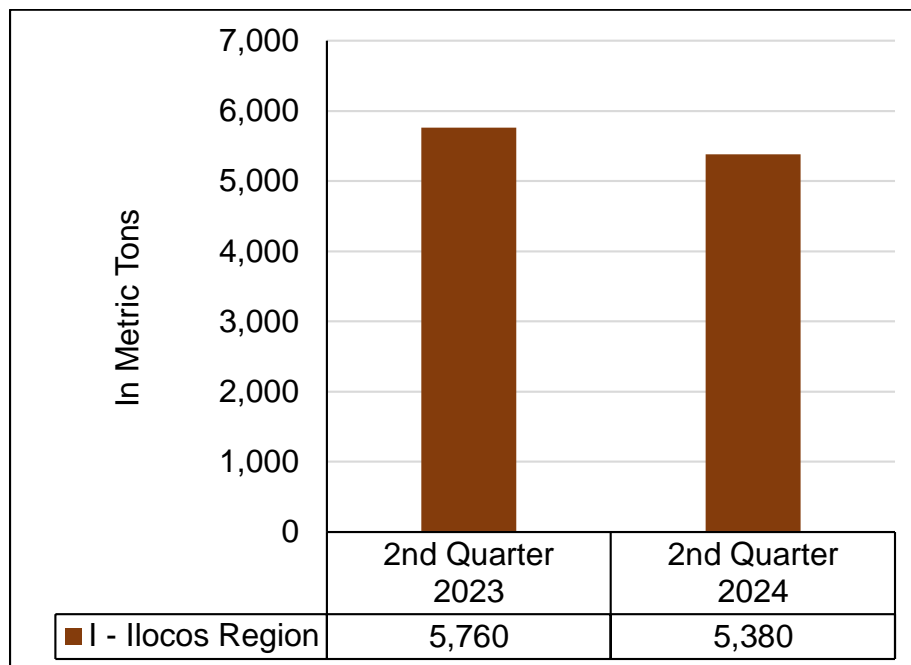
Date of Release: **21 November 2024**

Reference No.: **2024-051**

Cattle production in Ilocos Region decreased by 6.6 percent

The volume of cattle production from April to June 2024 was recorded at 5,380 metric tons, liveweight. This indicates a decline of 6.6 percent from the level of 5,760 metric tons, liveweight in 2023 of the same quarter.

Figure 1. Volume of Cattle Production (In Metric Tons, Liveweight) Ilocos Region: Second Quarter 2023 and 2024^P

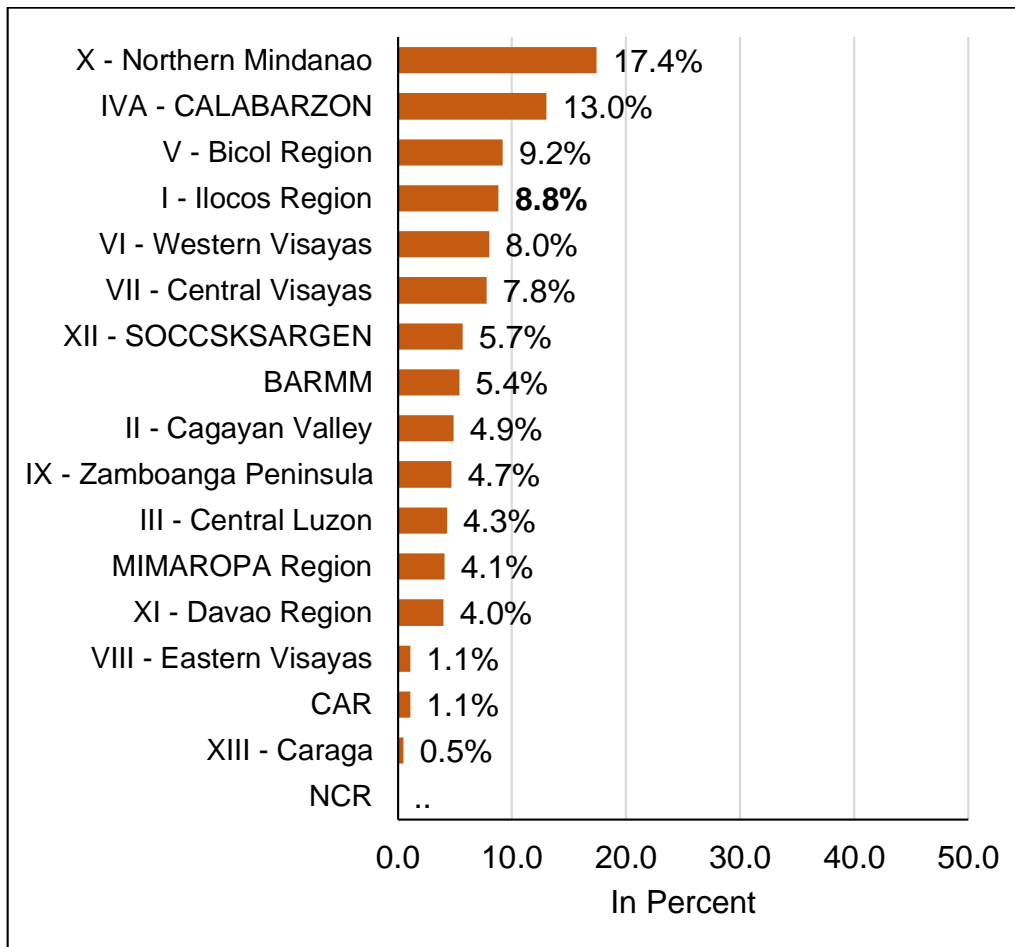


Note: /P-preliminary

Source: Philippine Statistics Authority



Figure 2. Percent Contribution of Cattle Production by Region, Philippines: Second Quarter 2024^P



Note: /P- preliminary; .. -data not applicable
 Totals may not add up due to rounding.
 Source: Philippine Statistics Authority

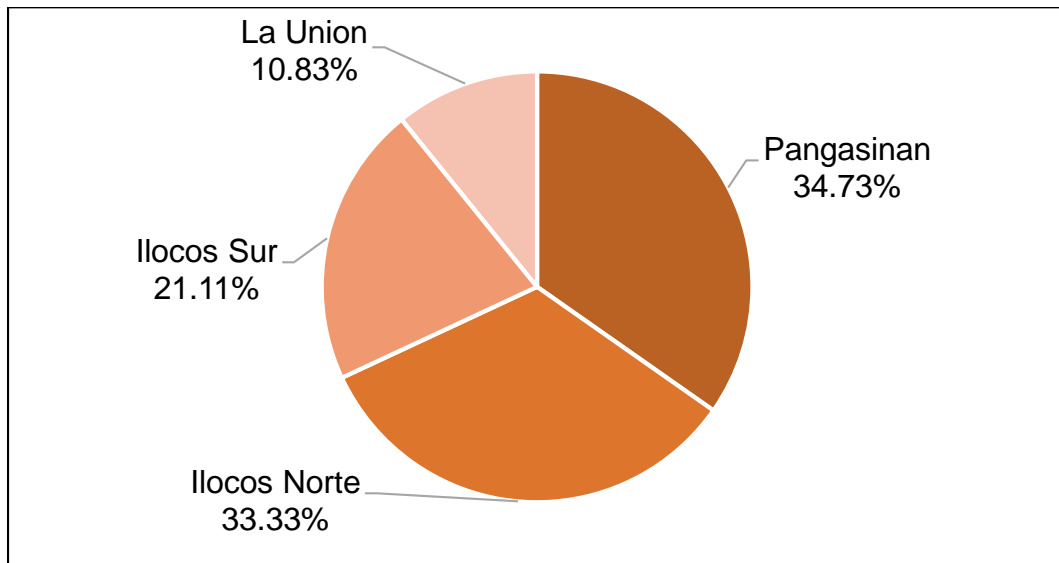
Ilocos Region ranked 4th among the regions in the country with 8.8 percent share to the total national cattle production in second quarter 2024.

Pangasinan was the top producer with 1,869 metric tons, liveweight or 34.73 percent share to the total production in the region in second quarter 2024. This followed by Ilocos Norte and Ilocos Sur with corresponding production of 1,793 and 1,136 metric tons, liveweight, respectively. La Union has the least contribution with a 10.83 percent share to the total production of the region (Figure 3).



Parammata Bldg. C, Diversion Road, Sitio 5, Brgy. Biday,
 City of San Fernando, La Union
 Telephone: (072) 888-2582, (072) 607-0247
<http://rsso01.psa.gov.ph>

**Figure 3. Percent Contribution of Cattle Production by Province
Ilocos Region: Second Quarter 2024^P**



Note: P- preliminary
Source: Philippine Statistics Authority

**Table 1. Distribution of Cattle Inventory by Classification
Ilocos Region 2023 and 2024^P (as of 01 Apr and 01 Jul)**

Particulars	As of 01 April 2024	Percentage	As of 01 July 2024	Percentage
Total Inventory	279,253	100.0	270,923	100.0
Smallhold	266,757	95.52	258,837	95.54
Semi-commercial	11,811	4.23	9,545	3.52
Commercial	685	0.25	2,541	0.94

Note: /P- preliminary
Totals may not add up due to rounding.
Source: Philippine Statistics Authority

Cattle population in Ilocos Region increases

As of 01 July 2024, the total cattle inventory in the region reached 270,923 heads. This indicates an increase of 11.6 percent from the 2023 of same reference period's count of 250,094 heads. Compared to the inventory as of 01 April 2024, it decreased by 3.0 percent, equivalent to 8,330 heads (Table 2).

About 95.54 percent of cattle population in the region comprised of smallhold farms while the 3.52 percent and 0.94 percent came from semi-commercial farms and commercial farms, respectively.



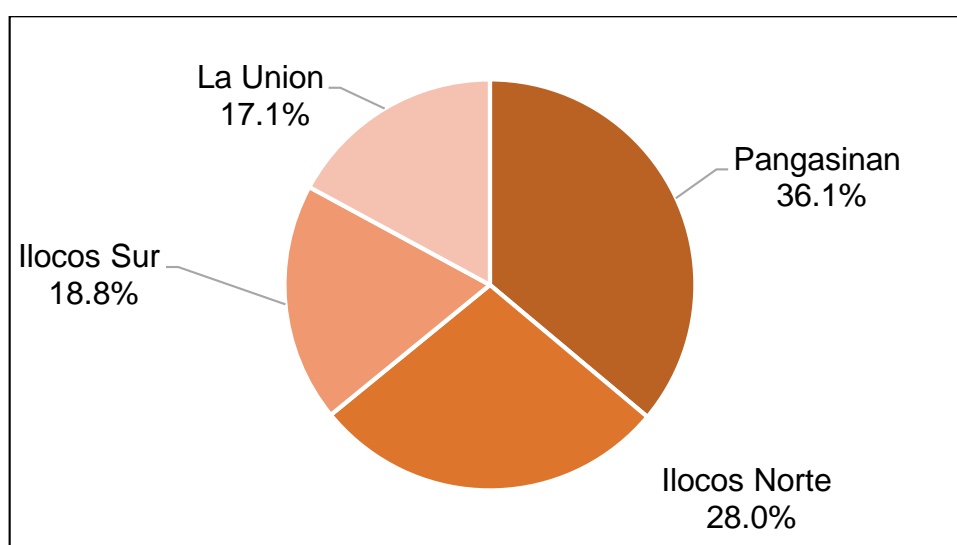
Table 2. Inventory of Cattle (In Heads) by Province, Ilocos Region 2023 and 2024^P (as of 01 Apr and 01 Jul)

Region/Province	2023		2024 /P		Percent Change	
	01 Apr	01 Jul	01 Apr	01 Jul	01 Apr, 2024/ 2023	01 Jul, 2024/ 2023
ILOCOS REGION	250,094	242,831	279,253	270,923	11.7	11.6
Ilocos Norte	76,493	77,225	76,136	75,869	(0.5)	(1.8)
Ilocos Sur	56,682	56,542	55,270	51,015	(2.5)	(9.8)
La Union	44,907	45,662	45,870	46,209	2.1	1.2
Pangasinan	72,012	63,402	101,977	97,830	41.6	54.3

Increases in cattle population as of 01 July 2024 were noted in Pangasinan and La Union by 54.3 percent, and 1.2 percent, respectively, compared to the same reference date in 2023. On the other hand, Ilocos Sur and Ilocos Norte posted decreases in inventory as of 01 July 2024 by 9.8 percent, and 1.8 percent, respectively.

About 36.1 percent of the region’s cattle population as of 01 July 2024 came from Pangasinan, followed by Ilocos Norte with 28.0 percent share. The remaining 18.8 percent and 17.1 percent was contributed by Ilocos Sur and La Union, respectively.

Figure 4. Percent Contribution of Cattle Inventory by Province Ilocos Region: As of 01 July 2024



Note: P- preliminary

Source: Philippine Statistics Authority

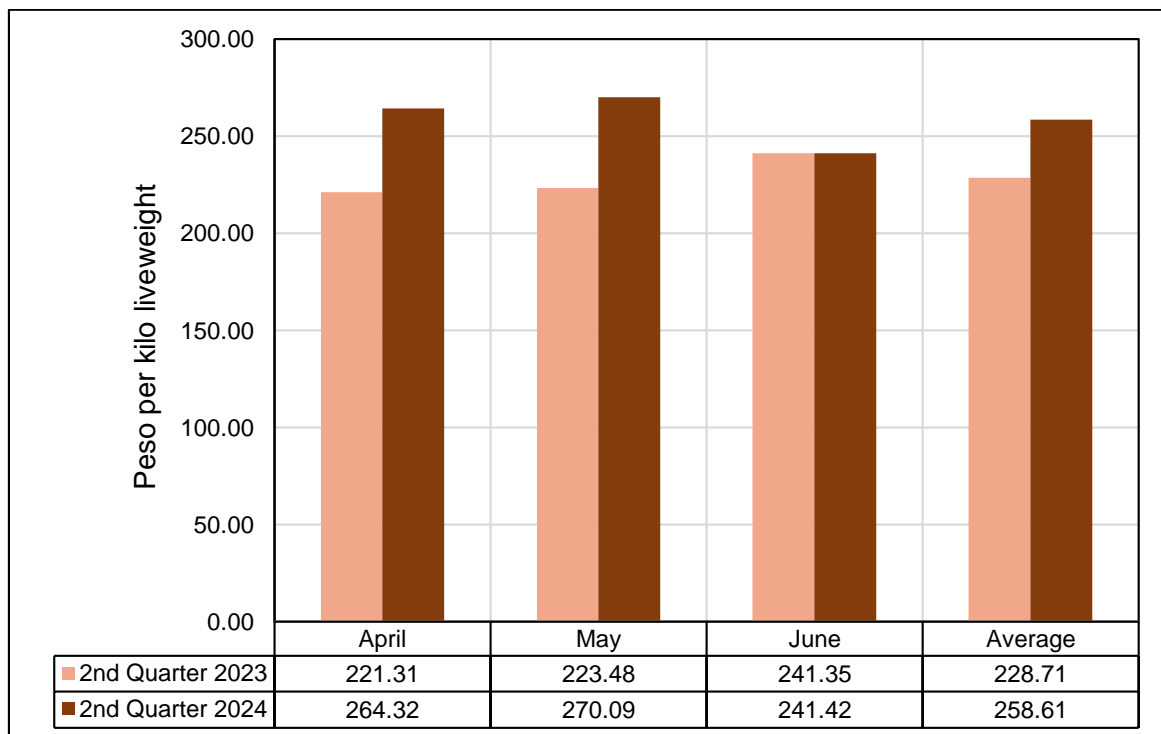


Farmgate Price

The average farmgate price of cattle for slaughter in second quarter 2024 was quoted at PhP258.61 per kilogram, liveweight. This indicates an increase of 13.1 percent from the average farmgate price of PhP228.71 per kilogram, liveweight in second quarter 2023.

The highest price recorded in the second quarter 2024 was PhP270.09 per kilogram, liveweight in May.

Figure 5. Monthly Average Farmgate Price of Cattle for Slaughter (Backyard), Ilocos Region: Second Quarter 2023 and 2024^P



Note: /P- preliminary

Source: Philippine Statistics Authority



TECHNICAL NOTES

The data for this report is collected by the PSA through two (2) major surveys, namely the Backyard Livestock and Poultry Survey and the Commercial Livestock Poultry Survey. Surveys are conducted simultaneously every quarter in all provinces.


Another survey that supplements the data requirements of the sub-sector is the CDSPDP. This covers the Accredited (AAA, AA) and Locally Registered Meat Establishments (LRMEs) nationwide and is undertaken in coordination with the NMIS and PVO of the four provinces.




The following are the new farm classifications and definitions based on the approved PSA Board Resolution No. 04, series of 2022:

Classification	Definition
Smallhold	Tending not more than five (5) cows
Semi-commercial	Tending six (6) to 50 heads of cows
Commercial	Tending 51 cows and above

Concepts and Definitions

- **Volume of Production** – Refers to the number of tended/raised animals disposed for slaughter, including those shipped out for slaughter. This is expressed in metric tons, liveweight.
- **Animal Inventory** (*also, Animal Population*) – the number of domesticated animals in head present in the farm as of a specific reference date.
- **Cattle** – general term for domesticated bovine animals held as property or raised for use.
- **Farmprice** – the price received by raisers for their produce at the location of farm. Thus, marketing costs such as transport and other marketing cost (if any) incurred in selling the produce are not included in the farmgate prices.


ATTY. SHEILA O. DE GUZMAN
 Regional Director, RSSO 01

Designation	Initial	Date
SSS, OIC-SOCD	TBO 	15 Nov 2024
SrSS	DAPR 	11 Nov 2024
SS II	RKT 	06 Nov 2024



Certification No. PHP
QMS 24 93 0203-008



Parammata Bldg. C, Diversion Road, Sitio 5, Brgy. Biday,
 City of San Fernando, La Union
 Telephone: (072) 888-2582, (072) 607-0247
<http://rso01.psa.gov.ph>