

SPECIAL RELEASE

Cattle Situation in Ilocos Region First Quarter 2024

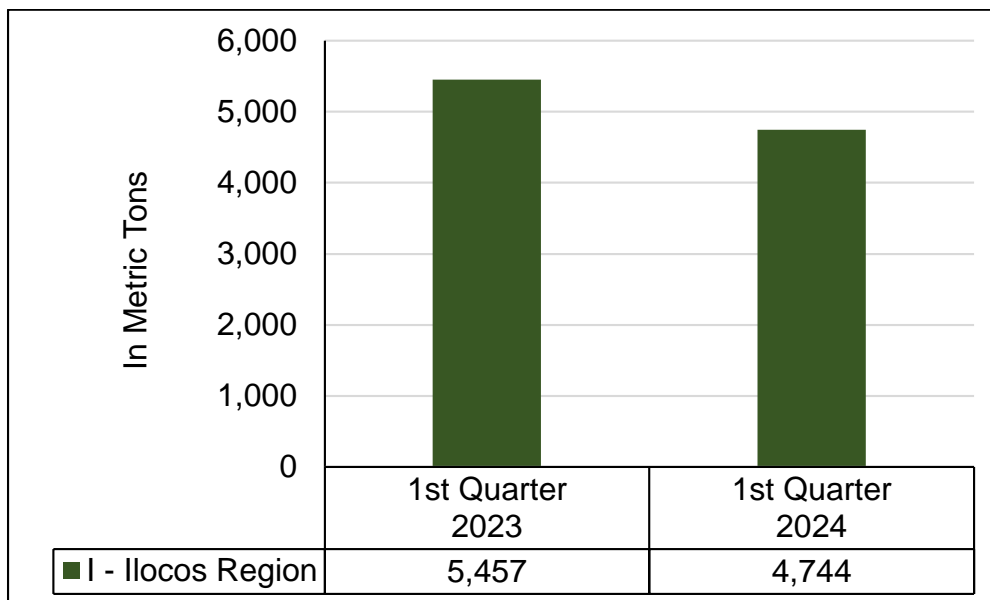
Date of Release: **21 November 2024**

Reference No.: **2024-050**

Cattle production in Ilocos Region decreased by 13.1 percent

The total cattle production in Ilocos Region recorded 4,744 metric tons liveweight in first quarter 2024. This is 13.1 percent lower than the 5,457 metric tons output of the same period in 2023.

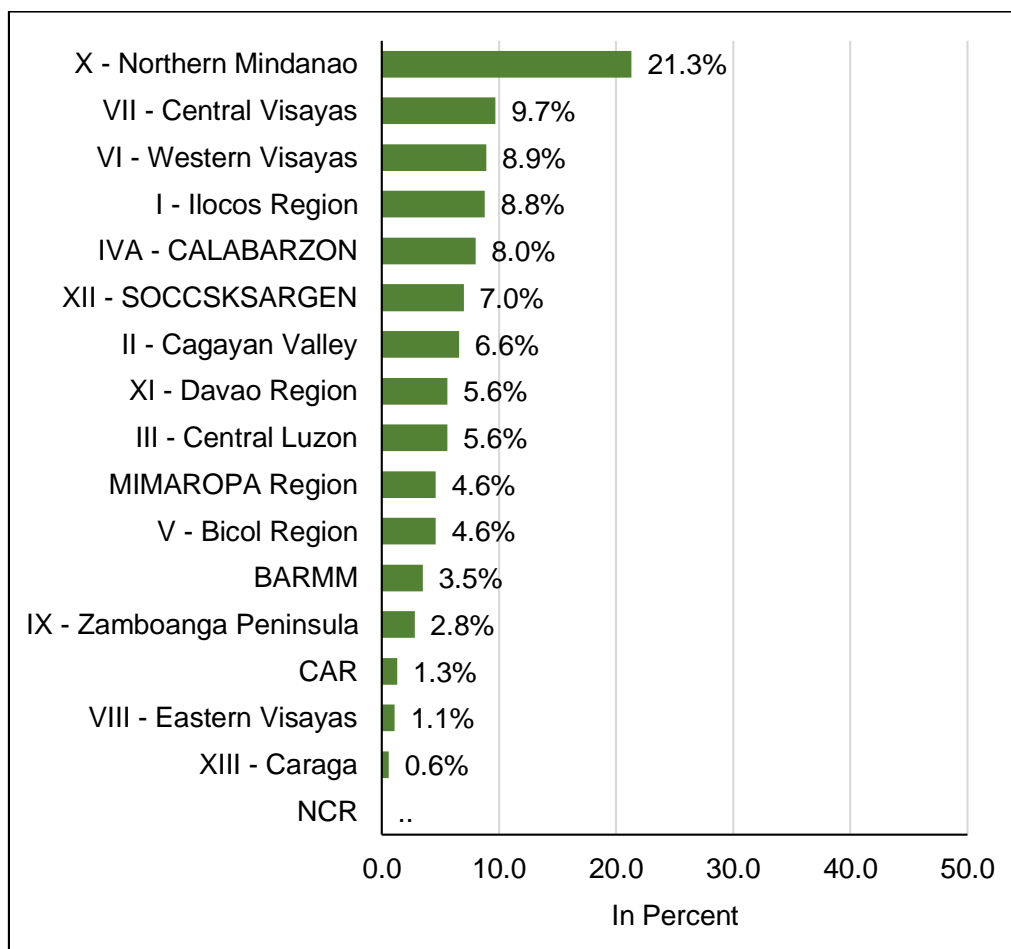
**Figure 1. Volume of Cattle Production by Quarter, Ilocos Region
1st Quarter 2023 and 2024 (In Metric Tons, Liveweight)**



Source: Philippine Statistics Authority



**Figure 2. Percent Contribution of Cattle Production by Region
Philippines: First Quarter 2024**



Note: .. -data not applicable
Totals may not add up due to rounding.
Source: Philippine Statistics Authority

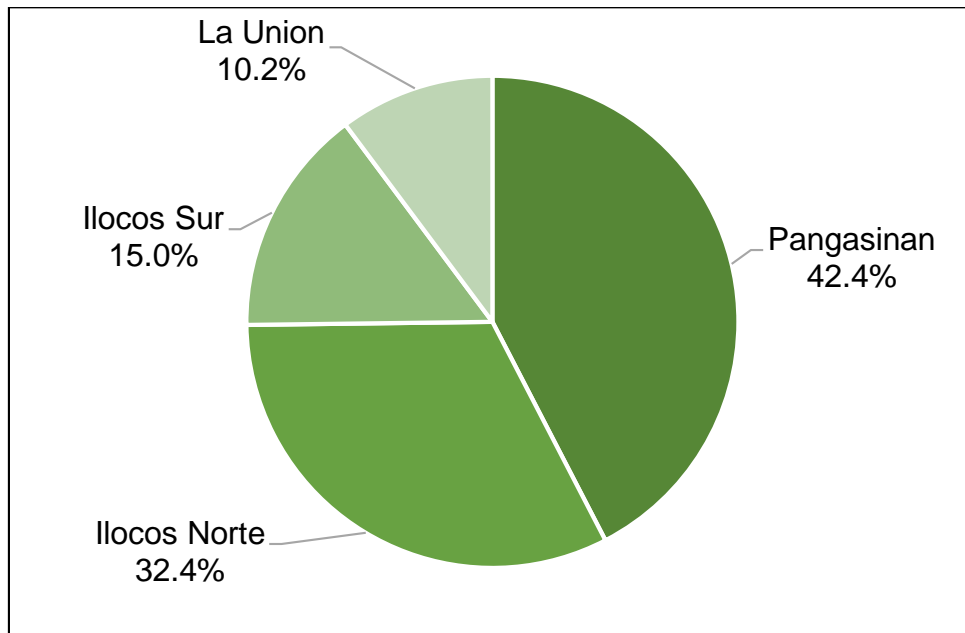
Ilocos Region contributed 8.8 percent to the national production of 54,058 metric tons liveweight in first quarter 2024, ranking 4th among the regions in the country in terms of cattle production.

Pangasinan has the highest production of 2,011 metric tons liveweight in first quarter 2024. This is 42.4 percent of the region's cattle production. Ilocos Norte followed with 1,537 metric tons liveweight, contributing 32.4 percent in the production of the region. Meanwhile, Ilocos Sur and La Union posted production of 714 metric tons (15.0 percent) and 484 metric tons (10.2 percent), respectively.



Parammata Bldg. C, Diversion Road, Sitio 5, Brgy. Biday,
City of San Fernando, La Union
Telephone: (072) 888-2582, (072) 607-0247
<https://rssl01.psa.gov.ph>

**Figure 3. Percent Contribution of Cattle Production by Province
Ilocos Region: First Quarter 2024**



Source: Philippine Statistics Authority

Cattle population in Ilocos Region increases

The total headcount of cattle in Ilocos Region as of 01 January 2024 was 280,438 heads. It showed an increase of 11.0 percent compared to the inventory of 252,587 heads as of 01 Jan 2023. Likewise, cattle inventory as of 01 April 2024 registered an increase of 11.7 percent over the 2023 levels of the same reference date (Table 2).

About 93.4 percent of cattle population in the region as of 01 January 2024 comprised of smallhold farms while the 6.3 percent and 0.3 percent came from semi-commercial farms and commercial farms, respectively.

**Table 1. Distribution of Cattle Inventory by Classification
Ilocos Region 2023 and 2024^P (as of 01 January and 01 April)**

Particulars	As of 01 January 2024	Percentage	As of 01 April 2024	Percentage
Total Inventory	280,438	100.0	279,253	100.0
Smallhold	261,811	93.4	266,757	95.5
Semi-commercial	17,770	6.3	11,811	4.2
Commercial	857	0.3	685	0.3

Note: /P- preliminary

Source: Philippine Statistics Authority



Parammata Bldg. C, Diversion Road, Sitio 5, Brgy. Biday,
City of San Fernando, La Union
Telephone: (072) 888-2582, (072) 607-0247
<https://rso01.psa.gov.ph>

**Table 2. Inventory of Cattle (In Heads) by Province, Ilocos Region
2023 and 2024 (as of 01 January and 01 April)**

Particulars	2023		2024		Percent Change	
	01 January	01 April	01 January	01 April	01 January, 2024/ 2023	01 April, 2024/ 2023
ILOCOS REGION	252,587	250,094	280,438	279,253	11.0	11.7
Ilocos Norte	76,413	76,493	75,970	76,136	(0.6)	(0.5)
Ilocos Sur	57,871	56,682	56,207	55,270	(2.9)	(2.5)
La Union	44,952	44,907	45,749	45,870	1.8	2.1
Pangasinan	73,351	72,012	102,512	101,977	39.8	41.6

Source: Philippine Statistics Authority

Increases in cattle population as of 01 January 2024 were noted in Pangasinan and La Union by 39.8 and 1.8 percent, respectively, compared to the same reference date in 2023. On the other hand, Ilocos Sur and Ilocos Norte posted decreases in inventory as of 01 January 2024 by 2.9 and 0.6 percent, respectively.

As of 01 April 2024, the province of Pangasinan and La Union increased by 41.6 percent, and 2.1 percent, respectively, in terms of the number of cattle headcounts compared to the same reference date in 2023.



Parammata Bldg. C, Diversion Road, Sitio 5, Brgy. Biday,
City of San Fernando, La Union
Telephone: (072) 888-2582, (072) 607-0247
<https://rso01.psa.gov.ph>

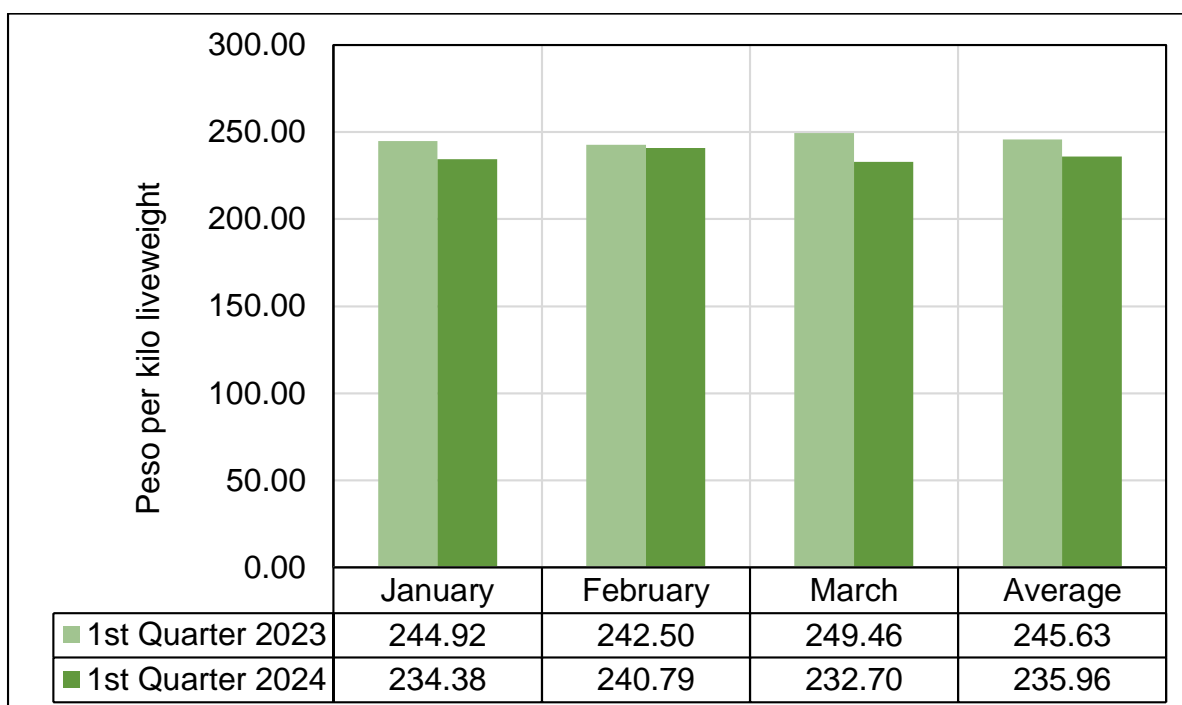
Certification No. PNP
QMS 24 93 9293 - 006

Farmgate Price

The average farm price of cattle for slaughter in backyard farms in first quarter 2024 was PhP235.96 per kilo liveweight. This was lower by 3.9 percent than the average price of PhP245.63 per kilo liveweight in first quarter 2023.

The highest price recorded in the first quarter 2024 was PhP240.79 per kilo in February.

Figure 4. Monthly Average Farmgate Price of Cattle for Slaughter (Backyard), Ilocos Region: First Quarter 2023 and 2024



Source: Philippine Statistics Authority



TECHNICAL NOTES

The data for this report is collected by the PSA through two (2) major surveys, namely the Backyard Livestock and Poultry Survey and the Commercial Livestock Poultry Survey. Surveys are conducted simultaneously every quarter in all provinces.


Another survey that supplements the data requirements of the sub-sector is the CDSPDP. This covers the Accredited (AAA, AA) and Locally Registered Meat Establishments (LRMEs) nationwide and is undertaken in coordination with the NMIS and PVO of the four provinces.

The following are the new farm classifications and definitions based on the approved PSA Board Resolution No. 04, series of 2022:

Classification	Definition
Smallhold	Tending not more than five (5) cows
Semi-commercial	Tending six (6) to 50 heads of cows
Commercial	Tending 51 cows and above

Concepts and Definitions

- **Volume of Production** – Refers to the number of tended/raised animals disposed for slaughter, including those shipped out for slaughter. This is expressed in metric tons, liveweight.
- **Animal Inventory** (*also, Animal Population*) – the number of domesticated animals in head present in the farm as of a specific reference date.
- **Cattle** – general term for domesticated bovine animals held as property or raised for use.
- **Farmprice** – the price received by raisers for their produce at the location of farm. Thus, marketing costs such as transport and other marketing cost (if any) incurred in selling the produce are not included in the farmgate prices.


ATTY. SHEILA O. DE GUZMAN
 Regional Director, RSSO 01

Designation	Initial	Date
SSS, OIC-SOCD	TBO	15 Nov 2024
SrSS	DAPR	11 Nov 2024
SS II	RKT	06 Nov 2024

