

SPECIAL RELEASE

Carabao Situation in Ilocos Region First Quarter 2024

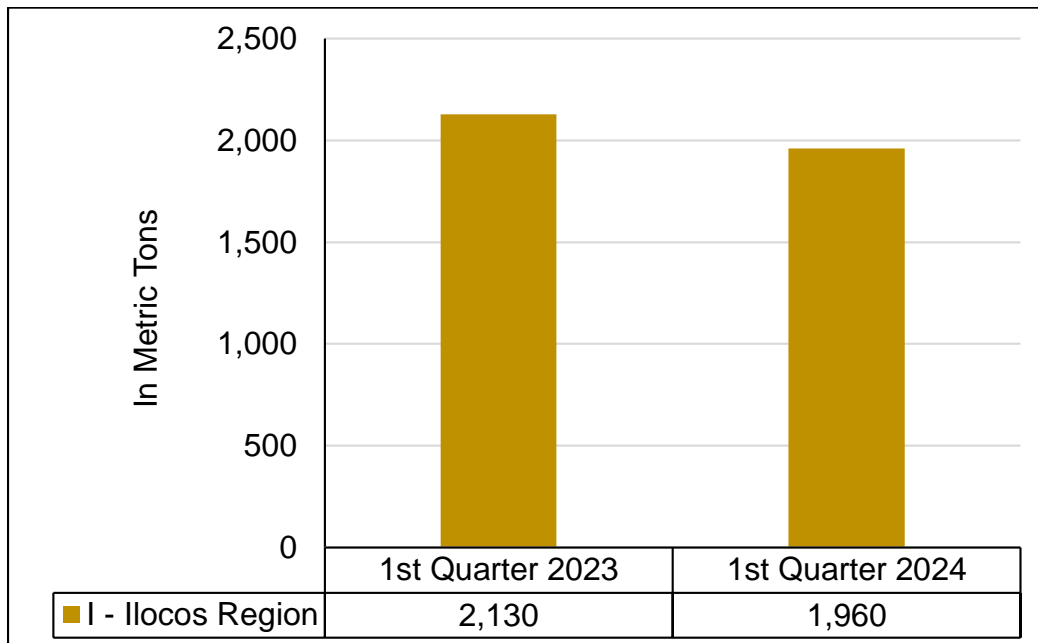
Date of Release: **21 November 2024**

Reference No.: **2024-048**

Carabao production in Ilocos Region decreased by 7.9 percent

The carabao production in Ilocos Region was recorded at 1,960 metric tons, liveweight in first quarter 2024. This shows a decrease of 7.9 percent from the 2,130 metric tons liveweight output in the same period of 2023.

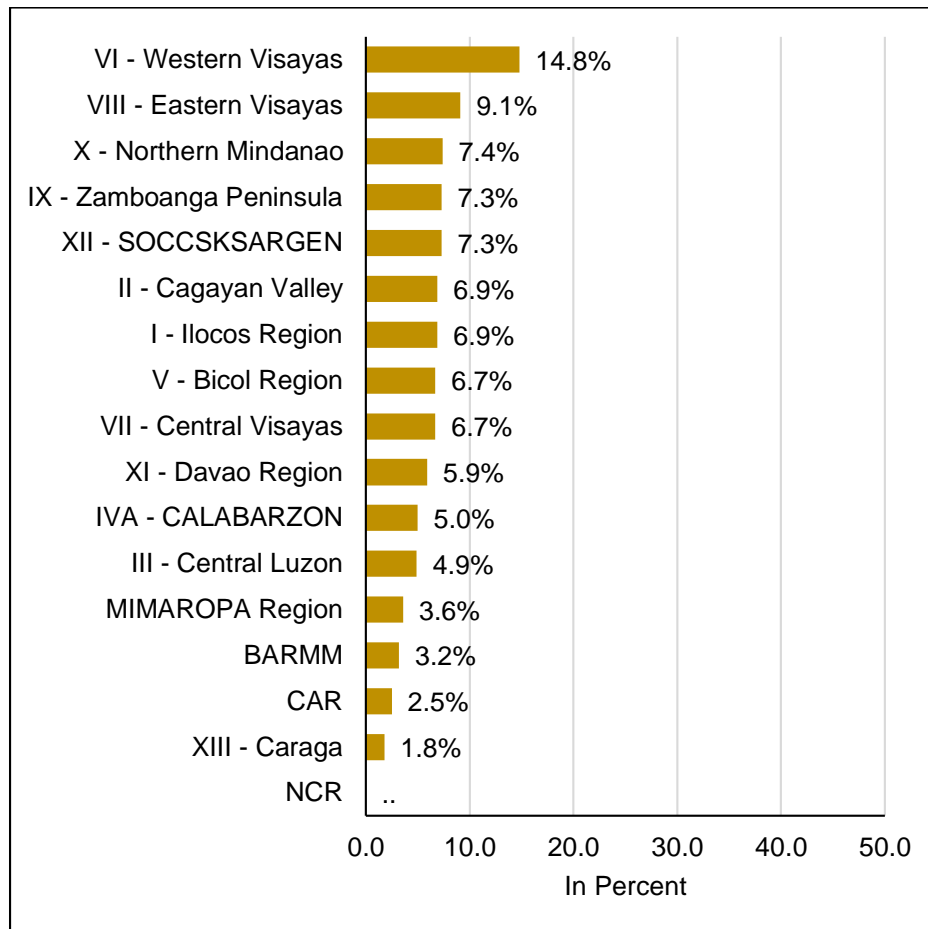
Figure 1. Carabao Production (In Metric Tons, Liveweight) by Quarter, Ilocos Region: First Quarter 2023 and 2024



Source: Philippine Statistics Authority



**Figure 2. Percent Contribution of Carabao Production by Region
Philippines: First Quarter 2024**



Note: .. -data not applicable.

Totals may not add up due to rounding.

Source: Philippine Statistics Authority

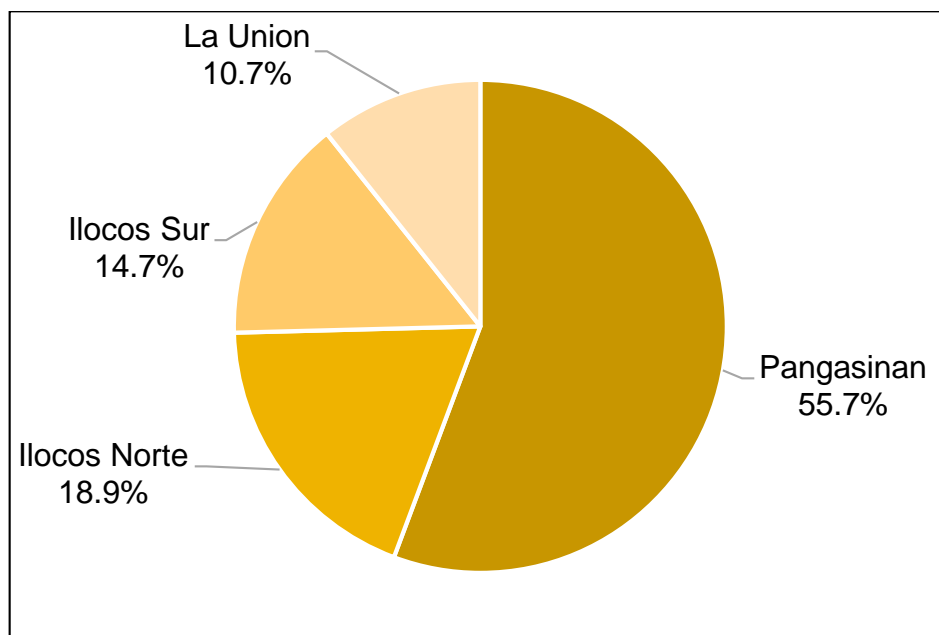
Across regions in the country, Ilocos Region ranked 7th in terms of carabao production in first quarter 2024. The region contributed 6.9 percent to the national production of 28,584 metric tons, liveweight.



Parammata Bldg. C, Diversion Road, Sitio 5, Brgy. Biday,
City of San Fernando, La Union
Telephone: (072) 888-2582, (072) 607-0247
<https://rssl01.psa.gov.ph>

Certification No. PhP
QMS 24 93 9293 - 006

**Figure 3. Percent Contribution of Carabao Production by Province
Ilocos Region: First Quarter 2024**



Note: Totals may not add up due to rounding

Source: Philippine Statistics Authority

Pangasinan has the highest carabao production in first quarter 2024 with output of 1,091 metric tons, liveweight. This is 55.7 percent of the region's carabao production. Ilocos Norte came next with 370 metric tons, liveweight contributing 18.9 percent to the total carabao production in the region. Ilocos shared 14.7 percent to the regional production with 288 metric tons output. Meanwhile, La Union has the smallest share at 211 metric tons or 10.7 percent.

Carabao population in Ilocos Region decreases as of 01 April 2024

The total headcount of carabao in Ilocos Region as of 01 January 2024 was 141,612 heads. It showed a decrease of 6.2 percent compared to the inventory of 151,038 heads as of 01 January 2023. Likewise, carabao inventory as of 01 April 2024 registered a decline of 0.4 percent over the 2023 level of the same reference date (Table 1).



Parammata Bldg. C, Diversion Road, Sitio 5, Brgy. Biday,
City of San Fernando, La Union
Telephone: (072) 888-2582, (072) 607-0247
<https://rssl01.psa.gov.ph>

Certification No. PHS
QMS 24 03 0203 - 006

Table 1. Inventory of Carabao (In Heads) by Province, Ilocos Region 2023 and 2024 (as of 01 January and 01 April)

Particulars	2023		2024		Percent Change	
	01 January	01 April	01 January	01 April	01 January, 2024/ 2023	01 April, 2024/ 2023
ILOCOS REGION	151,038	145,914	141,612	140,134	(6.2)	(0.4)
Ilocos Norte	34,617	34,921	34,626	34,823	0.03	(0.3)
Ilocos Sur	23,639	23,824	25,181	25,738	6.5	8.0
La Union	47,407	46,048	43,801	43,977	(7.6)	(4.5)
Pangasinan	45,375	41,121	38,004	35,596	(16.2)	(13.4)

Source: Philippine Statistics Authority

Increases in carabao population as of 01 January 2024 were noted in Ilocos Sur, and Ilocos Norte by 6.5 percent, and 0.03 percent, respectively. On the other hand, Pangasinan and La Union posted decreases in inventory by 16.2 percent and 7.6 percent, respectively.

As of 01 April 2024, only the province of Ilocos Sur showed increased population of 8.0 percent compared to the total headcount recorded in 2023 of the same reference date. Pangasinan, La Union, and Ilocos Norte declined by 13.4 percent, 4.5 percent, and 0.3 percent, respectively.



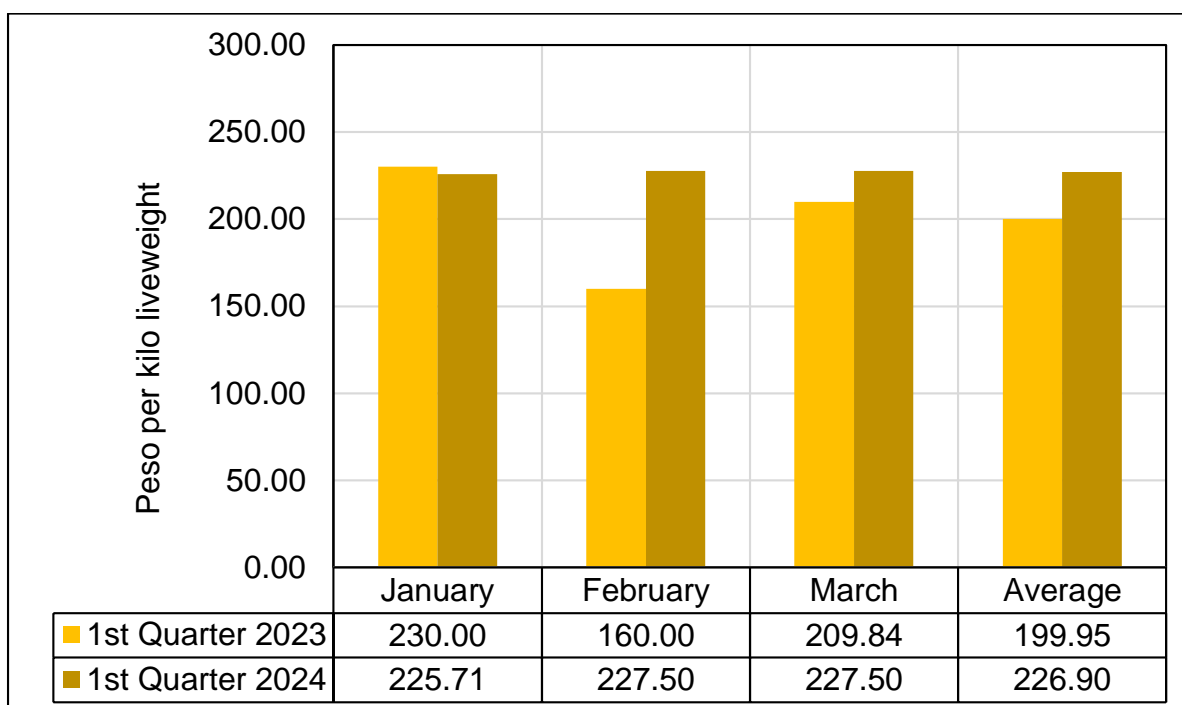
Parammata Bldg. C, Diversion Road, Sitio 5, Brgy. Biday,
City of San Fernando, La Union
Telephone: (072) 888-2582, (072) 607-0247
<https://rssl01.psa.gov.ph>

Farmgate Price

The average farmgate price of carabao for slaughter in first quarter 2024 was PhP226.90 per kilogram, liveweight. This is higher by 13.5 percent from the average farmgate price of PhP199.95 per kilogram, liveweight in first quarter 2023.

The highest farmgate price recorded in first quarter 2024 was PhP227.50 per kilogram, liveweight in February and March.

Figure 4. Monthly Average Farmgate Price of Carabao for Slaughter (Backyard), Ilocos Region: First Quarter 2023 and 2024



Source: Philippine Statistics Authority




TECHNICAL NOTES

The data for this report is collected by the PSA through two (2) major surveys, namely the Backyard Livestock and Poultry Survey and the Commercial Livestock and Poultry Survey. Surveys are conducted simultaneously every quarter in all provinces.

Another survey that supplements the data requirements of the sub-sector is the CDSPDP. This covers the Accredited (AAA, AA) and Locally Registered Meat Establishments (LRMEs) nationwide and is undertaken in coordination with the NMIS and PVO of the four provinces.

Concepts and Definitions

- **Volume of Production** – Refers to the number of tended/raised animals disposed for slaughter including animals shipped out for slaughter. This is expressed in metric tons, liveweight.
- **Animal Inventory** (*also, Animal Population*) – the number of domesticated animals in head present in the farm at specific reference date.
- **Carabao** – general term for domesticated bovine animals held as property or raised for use.
- **Farmgate price** – the price received by raisers for their produce at the location of farm. Thus, marketing costs such as transport and other marketing cost (if any) incurred in selling the produce are not included in the farmgate prices.



for **ATTY. SHEILA O. DE GUZMAN**
Regional Director, RSSO 01 ✓

Designation	Initial	Date
OIC, SOCD	TBO	15 Nov 2024
SrSS	DAPR	11 Nov 2024
SS II	RKT	06 Nov 2024

