

SPECIAL RELEASE

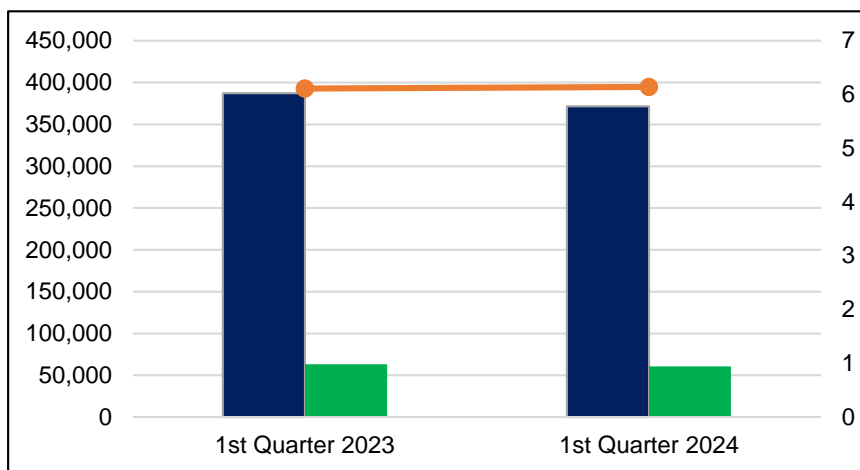
Corn Production in the Ilocos Region Decreases in 1st Quarter 2024

Date of Release: **21 November 2024**

Reference No. **2024-047**

The volume of corn production in the Ilocos Region registered lower growth in 1st quarter 2024 compared to its level a year ago. The production recorded at 371,661 metric tons, or 4.0 percent lower than the 387,213 metric tons output in 1st quarter 2023. Ilocos Region ranked 2nd among the regions with 14.7 percent share to the total corn production of the country in 1st quarter 2024. The harvest area declined from 63,323 hectares to 60,516 hectares. Meanwhile, the yield per hectare increased from 6.11 metric tons/ha to 6.14 metric tons/ha.

**Figure 1. Corn Estimates, Ilocos Region
1st Quarter 2023 and 1st Quarter 2024**



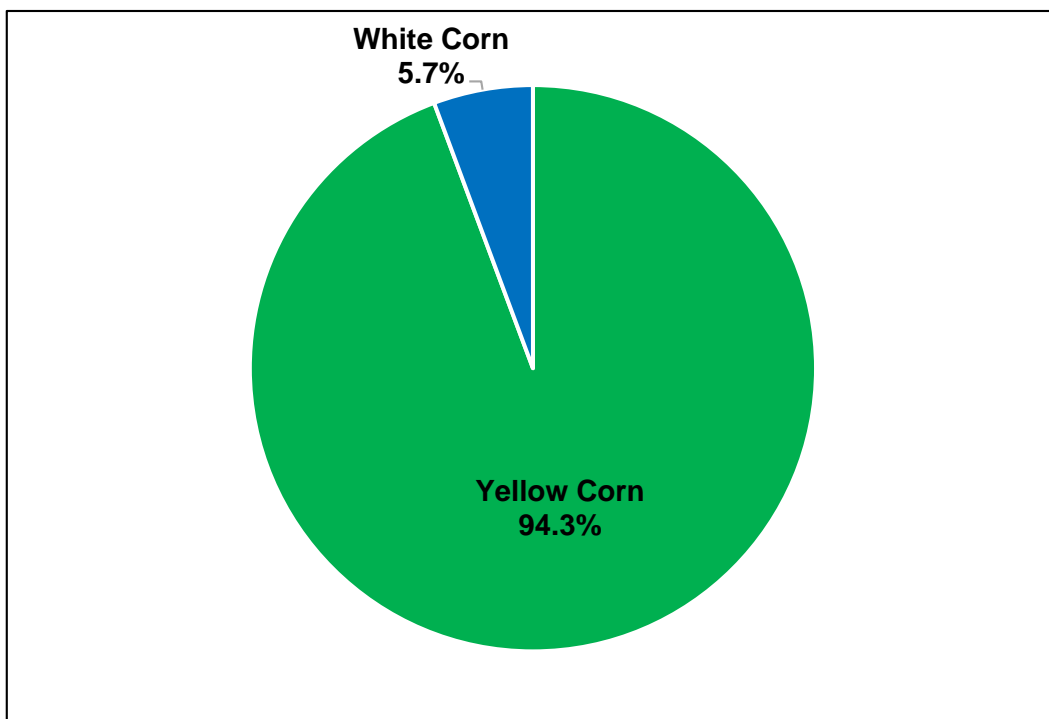
	1st Quarter 2023	1st Quarter 2024
Prod'n (MT)	387,213	371,661
Area (ha)	63,323	60,516
Yield/ha	6.11	6.14

Source: Corn Production Survey 2024, Philippine Statistics Authority



About 94.3 percent of the total corn production of region in 1st quarter 2024 were yellow corn and the rest were white corn. In terms of the area harvested, yellow corn comprised 91.6 percent while 8.4 percent were white corn.

Figure 2. Percentage Distribution of Corn Production by Type, Ilocos Region: 1st Quarter 2024



Source: Corn Production Survey 2024, Philippine Statistics Authority

The highest corn harvest in 1st quarter 2024 came from Pangasinan with 65.8 percent share to the total corn production in Ilocos Region. During the period, the province recorded 244,504 metric tons volume of corn production. This is lower by 0.2 percent from the 245,033 metric tons output in the same period in 2023. The harvest area of the province was at 38,864 hectares, of which, 96.6 percent were yellow corn. On the other hand, the yield per hectare went up from 6.28 metric tons to 6.32 metric tons in 1st quarter 2024 (Table 1).

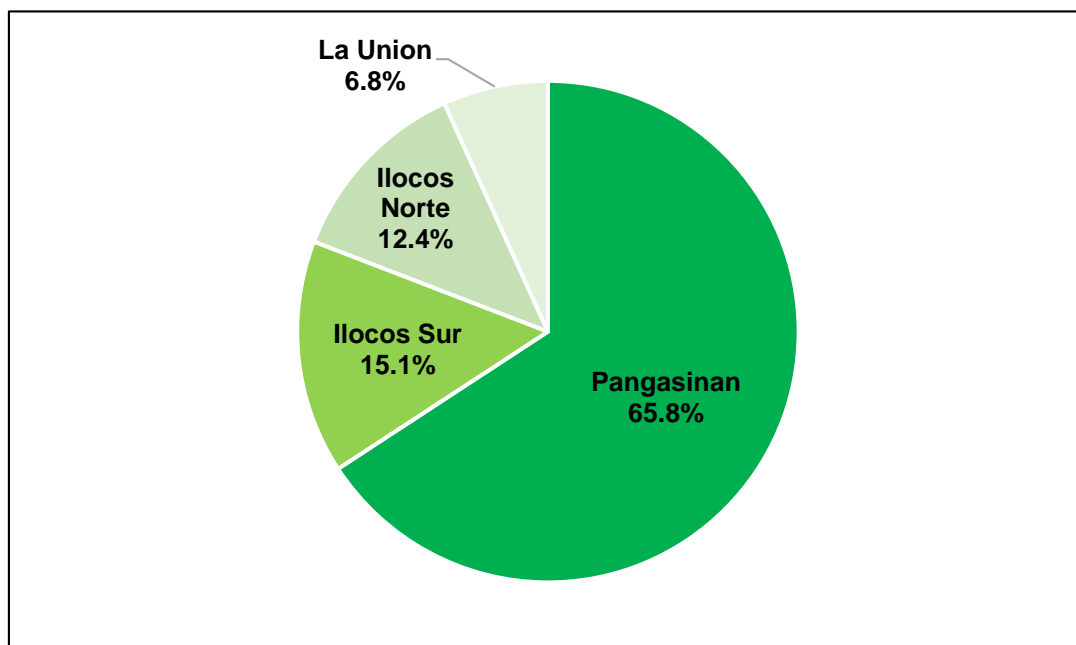


Parammata Bldg. C, Diversion Road, Sitio 5, Brgy. Biday,
City of San Fernando, La Union
Telephone: (072) 888-2582, (072) 607-0247
<https://rso01.psa.gov.ph>

Certification No. PhP
QMS 24 93 9293 - 006

Ilocos Sur ranked second among the provinces of the region in terms of volume of corn production in 1st quarter 2024. The province registered a production of 55,974 metric tons, lower by 20.6 percent from the output in 1st quarter 2023 of 70,453 metric tons. The harvest area decreased from 11,646 hectares to 9,327 hectares. The yield per hectare, also went down from 6.05 metric tons to 6.00 metric tons. Yellow corn dominated the corn areas of the province sharing 92.1 percent.

Figure 3. Percentage Distribution of Corn Production by Province, Ilocos Region: 1st Quarter 2024



Source: Corn Production Survey 2024, Philippine Statistics Authority
Total may not sum up due to rounding off

The volume of corn production in Ilocos Norte decreased in 1st quarter 2024. The output was posted at 45,986 metric tons, or 1.3 percent lower than the record in 1st quarter 2023 of 46,570 metric tons. The harvest area also went down from 8,340 hectares to 8,205 hectares. Yellow corn comprised 73.9 percent of the total corn area harvested in the province, while the remaining were white corn. However, the yield per hectare increased from 5.58 metric tons to 5.60 metric tons. The province ranked third in terms of volume of corn production in 1st quarter 2024 with 12.4 percent share.



Parammata Bldg. C, Diversion Road, Sitio 5, Brgy. Biday,
City of San Fernando, La Union
Telephone: (072) 888-2582, (072) 607-0247
<https://rso01.psa.gov.ph>

Certification No. PHS
QMS 24 93 9293 - 006

The province of La Union produced 25,197 metric tons of corn during the 1st quarter 2024. This is 0.2 percent higher than the output in the previous year of the same period. Yellow corn comprised 79.8 percent of the total corn area in the province. The harvest area increased to 4,300 hectares from the 4,291 hectares. Likewise, the yield per hectare remained at 5.86 metric tons.

**Table 1. Corn Production Estimates by Province
Ilocos Region: 1st Quarter 2023 and 1st Quarter 2024**

ITEM	1st Quarter 2023	1st Quarter 2024	Growth Rate (%)
PRODUCTION (in Metric tons)	387,213	371,661	(4.0)
Ilocos Norte	46,570	45,986	(1.3)
Ilocos Sur	70,453	55,974	(20.6)
La Union	25,157	25,197	0.2
Pangasinan	245,033	244,504	(0.2)
AREA HARVESTED (in Hectares)	63,323	60,516	(4.4)
Ilocos Norte	8,340	8,205	(1.6)
Ilocos Sur	11,646	9,327	(19.9)
La Union	4,291	4,300	0.2
Pangasinan	39,046	38,684	(0.9)
YIELD (MT/Ha)	6.11	6.14	0.4
Ilocos Norte	5.58	5.60	0.4
Ilocos Sur	6.05	6.00	(0.8)
La Union	5.86	5.86	0.0
Pangasinan	6.28	6.32	0.7

Source: Corn Production Survey 2024, Philippine Statistics Authority
Total may not sum up due to rounding off




Parammata Bldg. C, Diversion Road, Sitio 5, Brgy. Biday,
City of San Fernando, La Union
Telephone: (072) 888-2582, (072) 607-0247
<https://rso01.psa.gov.ph>

Certification No. PHS
QMS 24 93 9293 - 006

Technical Notes

The Corn Production Survey (CPS) is a quarterly survey of the Philippine Statistics Authority conducted simultaneously with the Palay Production Survey (PPS). The survey generates estimates on corn production, area and yield and other production-related data that serve as inputs for policymaking and programs on corn. The CPS covers sample-farming households in sample barangays in all provinces. It is conducted with the following quarters as the reference periods:

SURVEY ROUND/S	PERIOD COVERED
April Round Survey	January to March
July Round Survey	April to June
October Round Survey	July to September
January Round Survey	October to December


ATTY. SHEILA O. DE GUZMAN
Regional Director, RSSO 01

Designation	Initial	Date
SSS	TBO	15 Nov 2024
SS II	RKT	07 Nov 2024
COSW	NPBM	07/11/2024

