

SPECIAL RELEASE

2023 Fisheries Situation in Ilocos Region

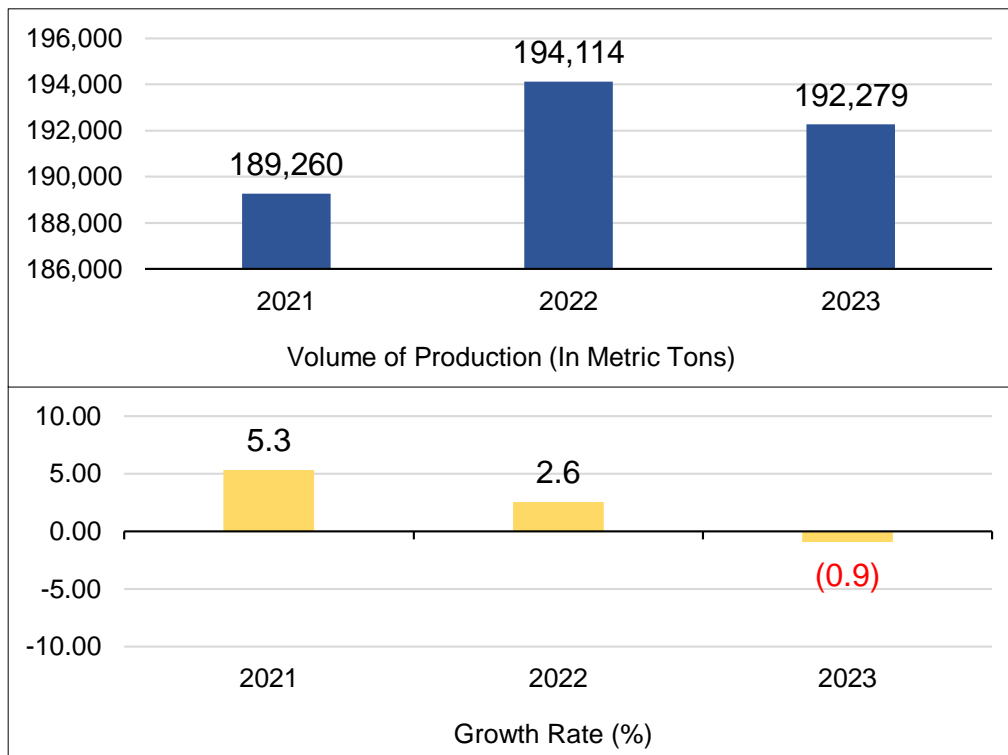
Date of Release: **17 July 2024**

Reference No.: **2024 - 036**

Overall Fisheries production in Ilocos Region drops by 0.9 percent

The total fisheries production in Ilocos Region was recorded at 192,279 metric tons in 2023, slightly lower than the 194,114 metric tons in 2022 by 0.9 percent. The region's output contributed 4.5 percent to the total fisheries production of the Philippines in 2023.

Figure 1. Volume of Fisheries Production and Annual Growth Rate Ilocos Region: 2021 – 2023



Source: Philippine Statistics Authority



Table 1. Volume of Fisheries Production (In Metric Tons) by Subsector, Ilocos Region: 2022 and 2023

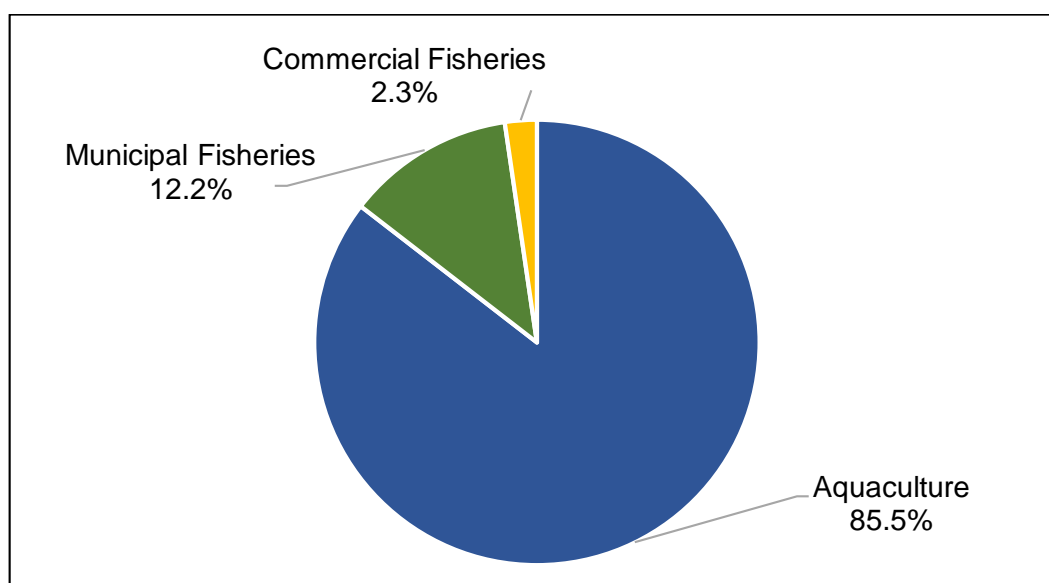
Subsector	2022	2023	Growth Rate (%)
Total Fisheries	194,114	192,279	(0.9)
Commercial Fisheries	4,759	4,450	(6.5)
Municipal Fisheries	26,578	23,483	(11.6)
Aquaculture	162,778	164,346	1.0

Note: Totals may not add up due to rounding.

Source: Philippine Statistics Authority

The aquaculture subsector contributed bulk of the overall fisheries production in the region in 2023 with 85.5 percent share. Meanwhile, municipal and commercial fisheries contributed 12.2 percent and 2.3 percent, respectively.

Figure 2. Percentage Distribution of Fisheries Production by Subsector, Ilocos Region: 2023



Note: Totals may not add up due to rounding.

Source: Philippine Statistics Authority

Aquaculture production increased from 162,778 metric tons in 2022 to 164,346 metric tons in 2023 recording a growth rate of 1.0 percent. In contrast, municipal fisheries recorded a decline of 11.6 percent from 26,578 metric tons in 2022 to 23,483 metric tons in 2023. Similarly, commercial fisheries decreased by 6.5 percent from 4,759 metric tons output in 2022.



Table 2. Volume of Fisheries Production (In Metric Tons) by Province, Ilocos Region: 2022 and 2023

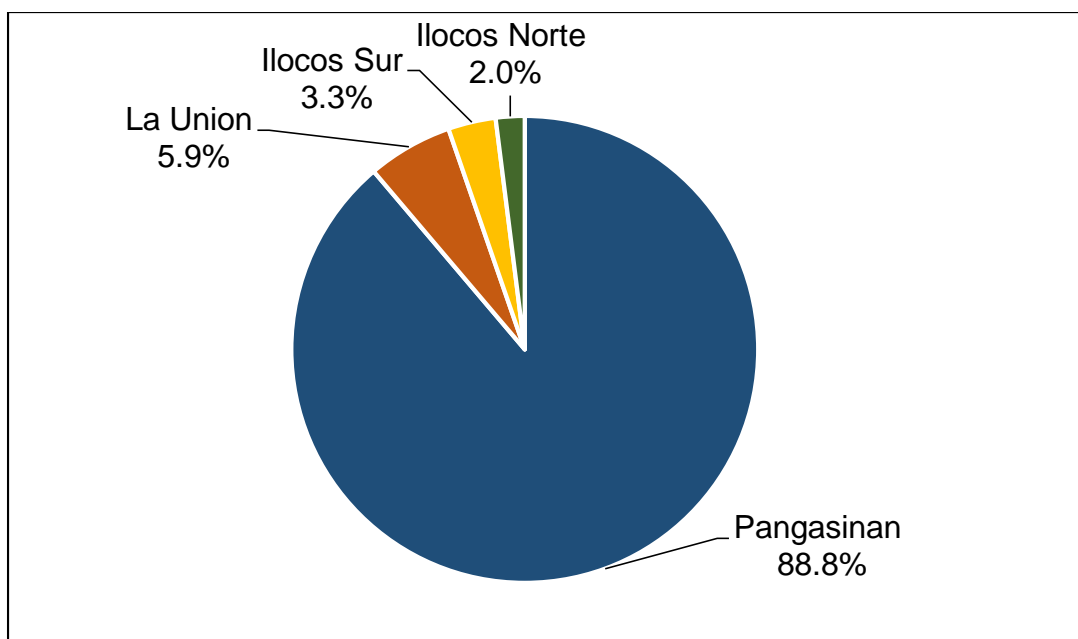
Region/Province	2022	2023	Growth Rate (%)
Ilocos Region	194,114	192,279	(0.9)
Ilocos Norte	4,511	3,772	(16.4)
Ilocos Sur	7,226	6,339	(12.3)
La Union	12,991	11,299	(13.0)
Pangasinan	169,387	170,870	0.9

Note: Totals may not add up due to rounding.

Source: Philippine Statistics Authority

In 2023, Pangasinan was the leading contributor in fisheries production, accounting for 88.8 percent of the region's total output with 170,870 metric tons. La Union followed with a production volume of 11,299 metric tons, contributing 5.9 percent to the regional total. Ilocos Sur and Ilocos Norte contribute with 6,339 metric tons (3.3 percent) and 3,772 metric tons (2.0 percent), respectively.

Figure 3. Percentage Distribution of Fisheries Production by Province, Ilocos Region: 2023



Source: Philippine Statistics Authority



Parammata Bldg. C, Diversion Road, Sitio 5, Brgy. Biday,
 City of San Fernando, La Union
 Telephone: (072) 888-2582, (072) 607-0247
<https://rso01.psa.gov.ph>

Certification No. PHS
 QMS 24 93 8283 - 008

**Table 3. Fisheries Volume of Production (In Metric Tons)
by Species, Ilocos Region: 2022 and 2023**

Species	2022	2023	Growth Rate (%)
Milkfish	143,364	143,554	0.1
Tilapia	15,661	16,833	7.5
Yellowfin tuna (Tambakol/Bariles)	3,148	3,481	10.6
Roundscad (Galunggong)	3,558	2,990	(16.0)
Skipjack (Gulyasan)	2,888	2,912	0.8
Squid (Pusit)	2,725	2,310	(15.2)
Grouper (Lapu-lapu)	1,239	1,068	(13.8)
P. VANNAMEI	1,144	1,053	(8.0)
Tiger prawn	1,081	1,045	(3.3)
Big-eyed scad (Matangbaka)	1,044	905	(13.3)
Other Species	18,264	16,127	(11.7)

Note: Totals may not add up due to rounding.

Source: Philippine Statistics Authority

Milkfish production has the highest output of 143,554 metric tons in 2023 which comprise 74.7 percent of the total fisheries production in the region. Its production increased from 143,364 metric tons in 2022 or a growth rate of 0.1 percent.

Tilapia production grew by 7.5 percent from 15,661 metric tons in 2022 to 16,833 metric tons in 2023. Yellowfin tuna recorded a growth of 10.6 percent from 3,148 metric tons in 2022. Skipjack also showed increase in production from 2,888 metric tons to 2,912 metric tons or a growth rate of 0.8 percent.

Roundscad decline in production from 3,558 metric tons in 2022. Similarly, squid production decreased by 15.2 percent.



Parammata Bldg. C, Diversion Road, Sitio 5, Brgy. Biday,
City of San Fernando, La Union
Telephone: (072) 888-2582, (072) 607-0247
<https://rso01.psa.gov.ph>

TECHNICAL NOTES

The Fisheries Production Survey of the Philippine Statistics Authority (PSA) is divided into four major fisheries surveys. These are the Quarterly Commercial Fisheries Survey (QCFS), Quarterly Municipal Fisheries Survey (QMFS), Quarterly Inland Fisheries Survey (QIFS), and Quarterly Aquaculture Survey (QAqS). The fisheries sector is composed of three (3) subsectors, namely commercial, municipal fisheries, and aquaculture. The commercial and municipal fisheries surveys aim to provide quarterly data on volume and value of fish production by species, region, and province. The aquaculture survey is intended to generate quarterly data on the volume and value of cultured species by environment, by type of aquafarm, by region, and by province.


Concepts and Definitions:

Aquaculture – fishery operation involving all forms of raising and culturing of fish and other fishery species in marine, brackish and freshwater environment. Examples are fishponds, fish pens, fish cages, mussel, oyster, seaweed farms and hatcheries.

Commercial Fishing – the catching of fish with the use of fishing boats with a capacity of more than three (3) gross tons for trade, business or profit beyond subsistence or sports fishing.

Fisheries – all activities relating to the act or business of fishing, culturing, preserving, processing, marketing, developing, conserving and managing aquatic resources and the fishery areas including the privilege to fish or take aquatic resources thereof (RA 8550).

Municipal Fishing – covers fishing operation carried out with or without the use of a boat weighing three gross tons or less.


ATTY. SHEILA C. DE GUZMAN
Regional Director, RSSO 01

Designation	Initial	Date
SSS	TBO	10 July 2024
SrSS	DAPR	04 July 2024
SS II	RKT	03 July 2024



Parammata Bldg. C, Diversion Road, Sitio 5, Brgy. Biday,
City of San Fernando, La Union
Telephone: (072) 888-2582, (072) 607-0247
<https://rso01.psa.gov.ph>